



US00D437354S

(12) **United States Design Patent**
Andujar

(10) **Patent No.:** **US D437,354 S**

(45) **Date of Patent:** **** Feb. 6, 2001**

(54) **WALL FILE**

4,955,488 * 9/1990 Nicoll 211/88.01

(75) Inventor: **Mina Andujar**, Springfield, IL (US)

OTHER PUBLICATIONS

(73) Assignee: **Design Ideas, Ltd.**, Springfield, IL (US)

Miller Office Products c1998, see p. 603, circled items C and D.*

(**) Term: **14 Years**

* cited by examiner

(21) Appl. No.: **29/111,850**

Primary Examiner—Martie K. Holtje

(22) Filed: **Oct. 4, 1999**

(74) *Attorney, Agent, or Firm*—SAIDMAN DesignLaw Group

(51) **LOC (7) Cl.** **19-02**

(52) **U.S. Cl.** **D19/90; D19/75; D6/566; D6/570**

(57) **CLAIM**

(58) **Field of Search** D19/65, 75, 78, D19/90, 91, 99, 100; D6/566, 567, 570, 569, 512, 553; 211/10, 11, 13.1, 45, 50, 52, 55, 87.01, 90.03, 126.9, 126.13

The ornamental design for a wall file, as shown and described.

DESCRIPTION

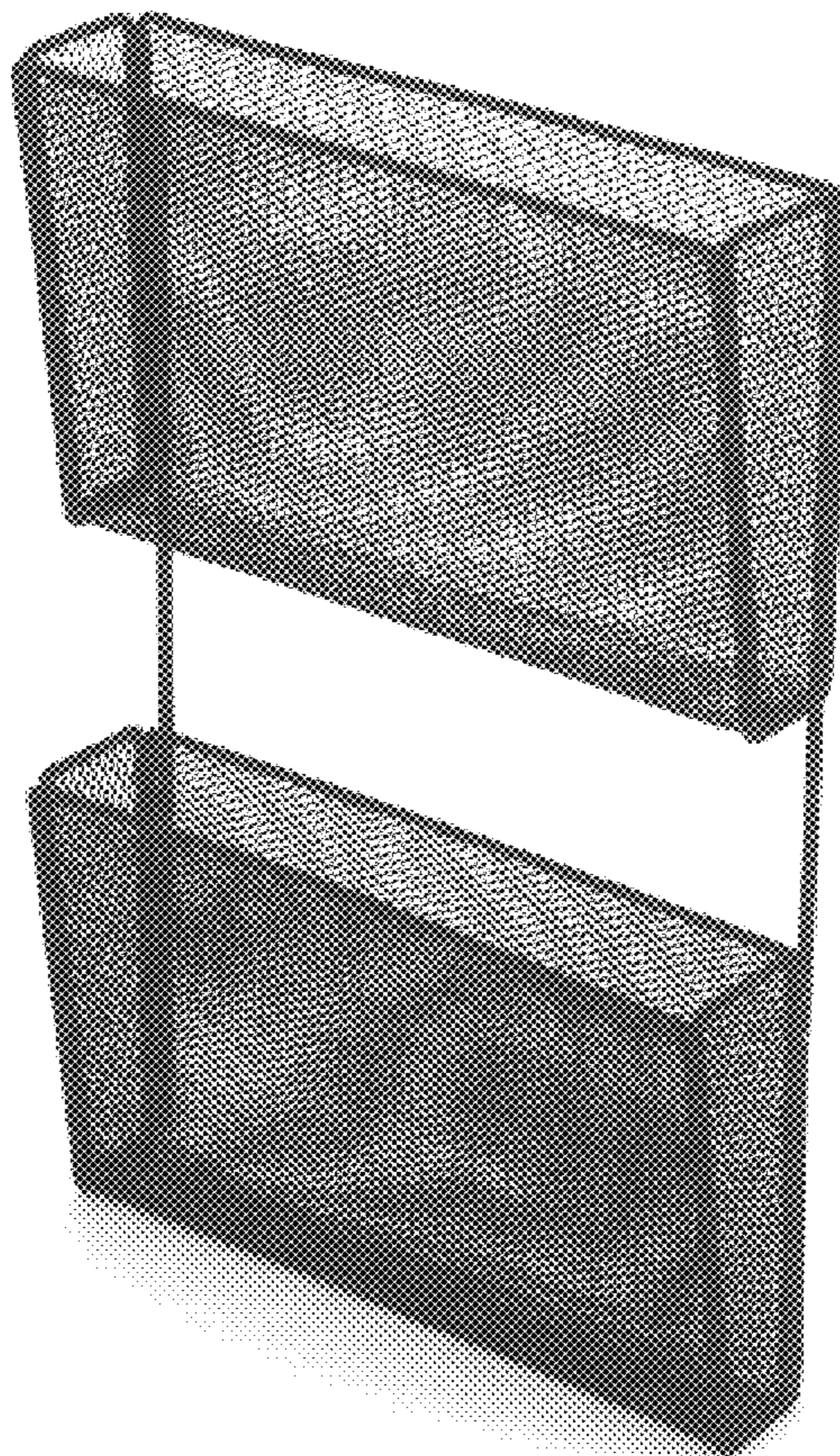
(56) **References Cited**

U.S. PATENT DOCUMENTS

- D. 322,378 * 12/1991 Colman D6/566
- D. 332,971 * 2/1993 Evenson D19/90
- D. 363,950 * 11/1995 Brussing D19/90
- D. 365,954 * 1/1996 Milroy D6/566
- 1,331,682 * 2/1920 Smith 211/55
- 1,738,821 * 12/1929 Gibson 211/55

FIG. 1 is a perspective view of a wall file showing my new design;
 FIG. 2 is a front view thereof;
 FIG. 3 is a rear view thereof;
 FIG. 4 is a left side view thereof the right side view being a mirror image;
 FIG. 5 is a top view thereof;
 FIG. 6 is a bottom view thereof; and,
 FIG. 7 is a perspective view of a second embodiment of my new design.

1 Claim, 7 Drawing Sheets






FIG. 1




FIG. 2




FIG. 3




FIG. 4




FIG. 5




FIG. 6




FIG. 7