



US00D437350S

(12) **United States Design Patent**
Hsu

(10) **Patent No.:** **US D437,350 S**

(45) **Date of Patent:** **** Feb. 6, 2001**

(54) **INK BAG**

(75) **Inventor:** **Sheng Chun Hsu, Taipei (TW)**

(73) **Assignee:** **Ta Fong Electro Chemical Industry Co., Ltd. (TW)**

(**) **Term:** **14 Years**

(21) **Appl. No.:** **29/119,757**

(22) **Filed:** **Mar. 7, 2000**

(30) **Foreign Application Priority Data**

Jan. 10, 2000 (TW) 089300163

(51) **LOC (7) Cl.** **18-02**

(52) **U.S. Cl.** **D18/56; 347/86**

(58) **Field of Search** D18/40, 43, 56;
347/7, 86, 87; 101/335; D24/118; D9/302,
305, 345

(56) **References Cited**

U.S. PATENT DOCUMENTS

D. 193,951	*	10/1962	Van Mill	D9/302
D. 234,751	*	4/1975	Brodsky	D9/305
D. 318,795	*	8/1991	Christine	D9/302
D. 336,034	*	6/1993	Rebilas	D9/305
D. 341,157	*	11/1993	Kitahara et al.	D18/56
D. 342,442	*	12/1993	Smith	D9/302
D. 342,444	*	12/1993	Smith	D9/302
D. 351,992	*	11/1994	Jacques	D9/302
D. 413,258	*	8/1999	Voller	D9/305

D. 427,628	*	7/2000	Klein et al.	D18/56
4,447,820	*	5/1984	Terasawa	347/86
4,577,203	*	3/1986	Kawamura	347/86
4,673,955	*	6/1987	Ameyama et al.	347/86
4,921,137	*	5/1990	Heijenga	D9/302
5,307,091	*	4/1994	DeCoste, Jr.	347/86
5,671,001	*	9/1997	Elliot et al.	347/87
5,691,755	*	11/1997	Pawlowski, Jr. et al.	347/86
5,793,387	*	8/1998	Hunt	347/7
6,053,606	*	4/2000	Yamaguchi et al.	347/86

* cited by examiner

Primary Examiner—Cathy Anne MacCormac

(74) *Attorney, Agent, or Firm*—Steven J. Hultquist;
William A. Barrett; Marianne Fuierer

(57) **CLAIM**

I claim the ornamental design for an ink bag, as shown.

DESCRIPTION

FIG. 1 is a front elevational view of an ink bag showing my design;

FIG. 2 is a rear elevational view thereof;

FIG. 3 is a left side elevational view thereof;

FIG. 4 is a right side elevational view thereof;

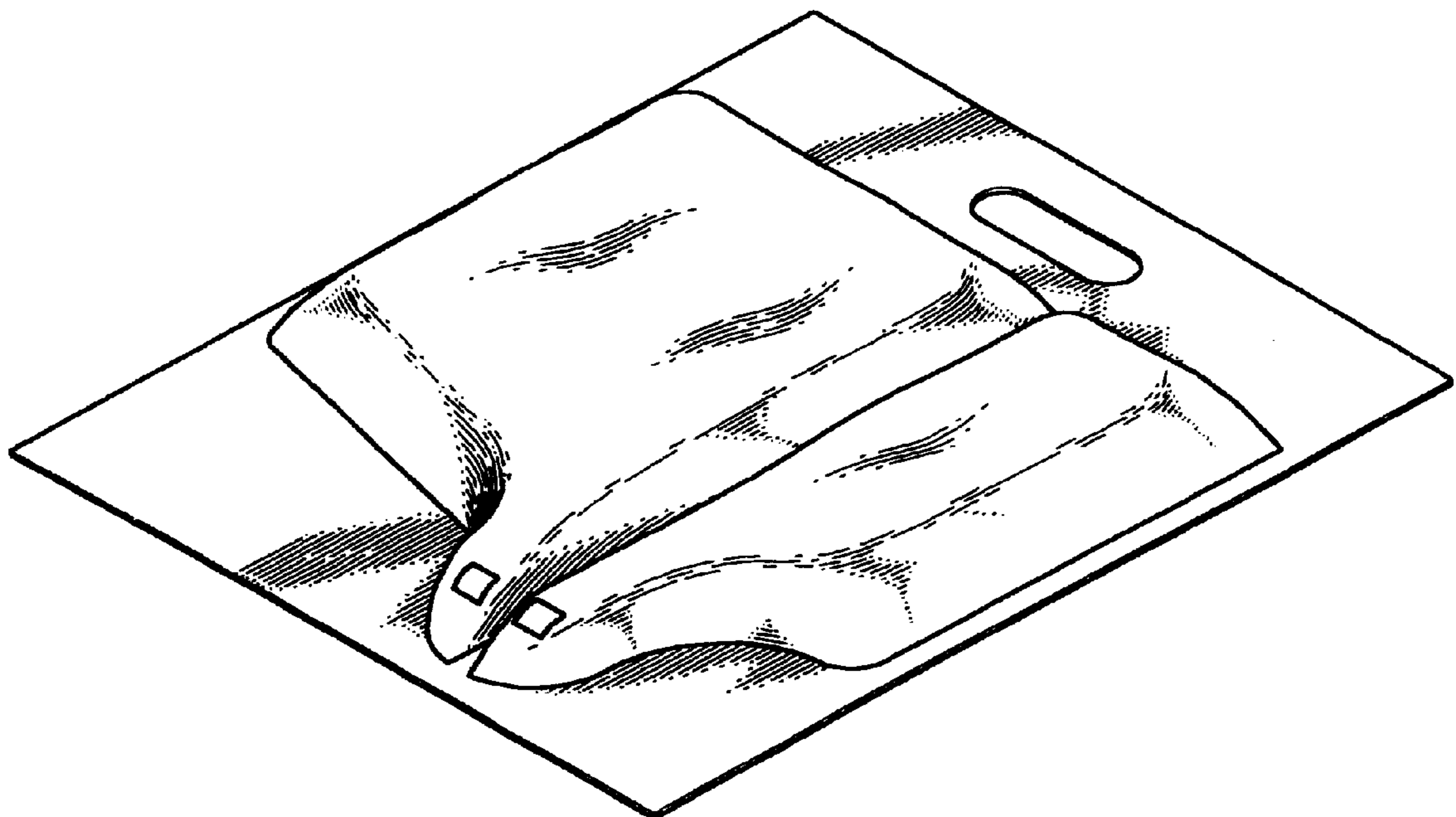
FIG. 5 is a top plan view of the present invention thereof;

FIG. 6 is a bottom plan view thereof;

FIG. 7 is a perspective view thereof; and,

FIG. 8 is another perspective view thereof, with the square tapes being shown in a raised position prior to removal.

1 Claim, 2 Drawing Sheets



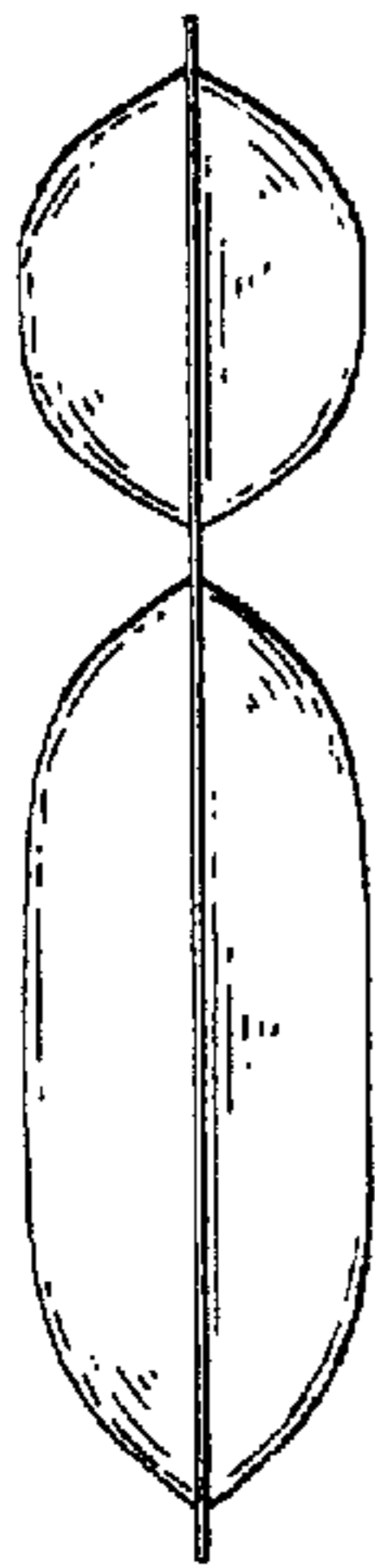


FIG. 5




FIG. 3

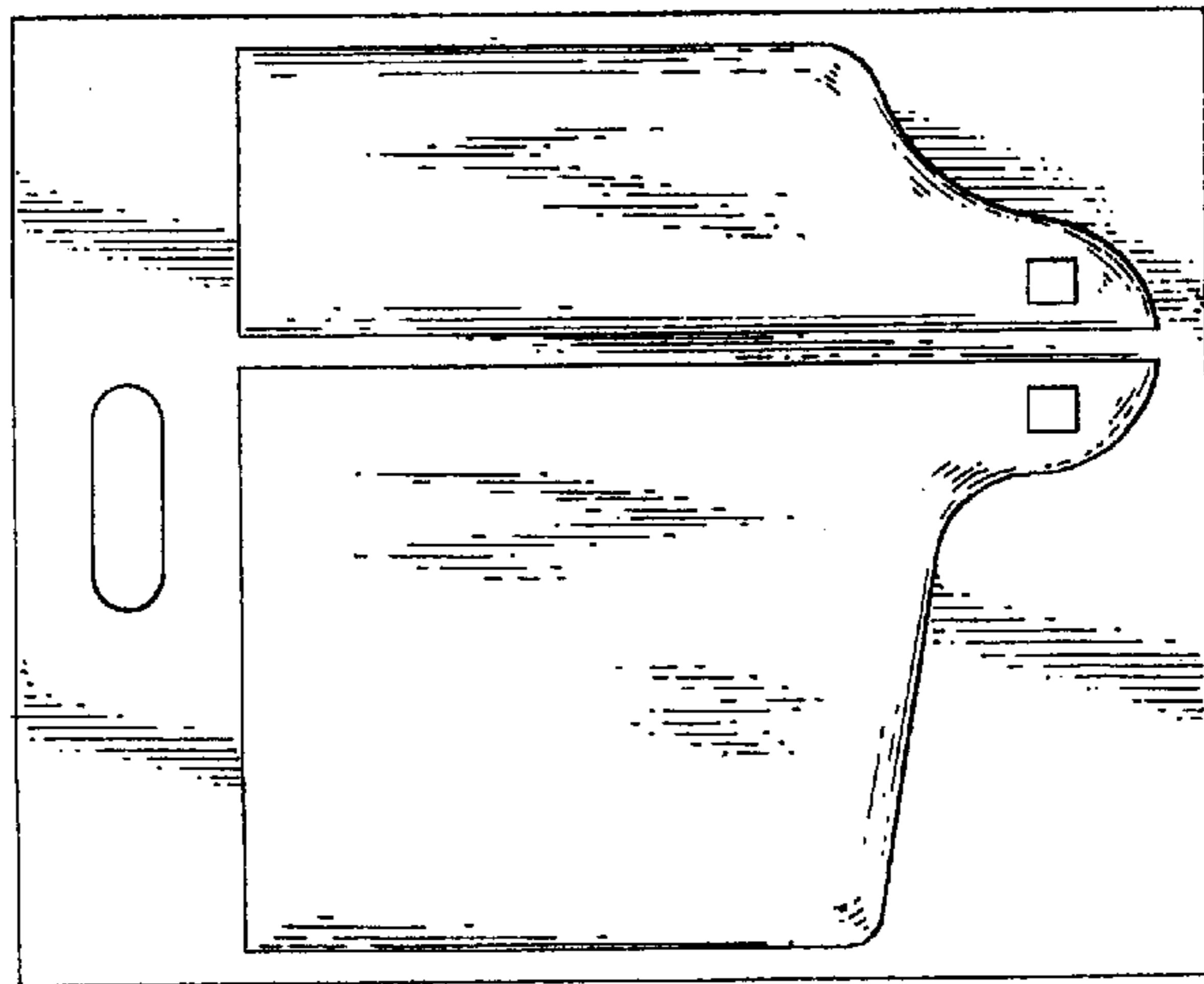


FIG. 1




FIG. 4

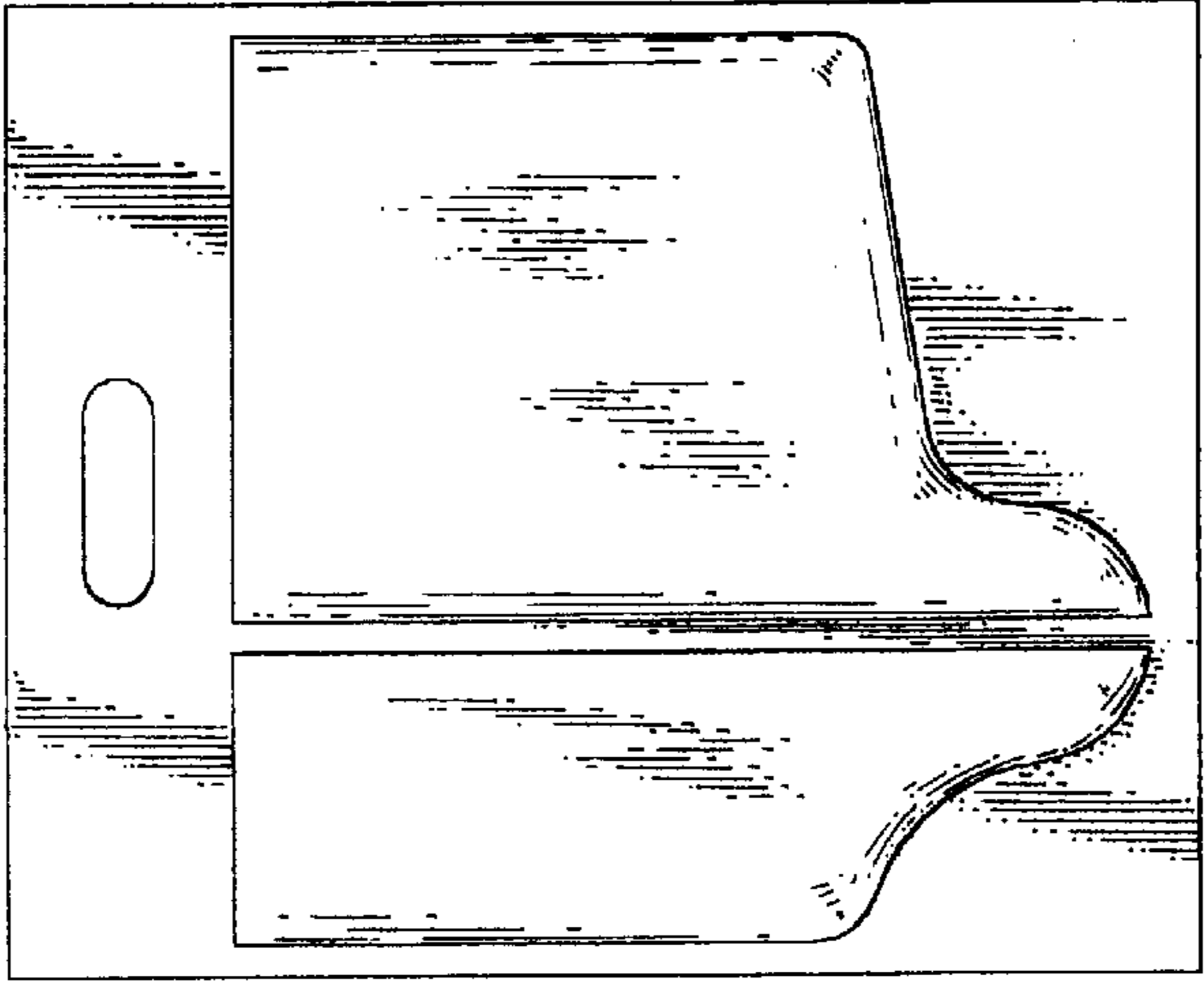


FIG. 2

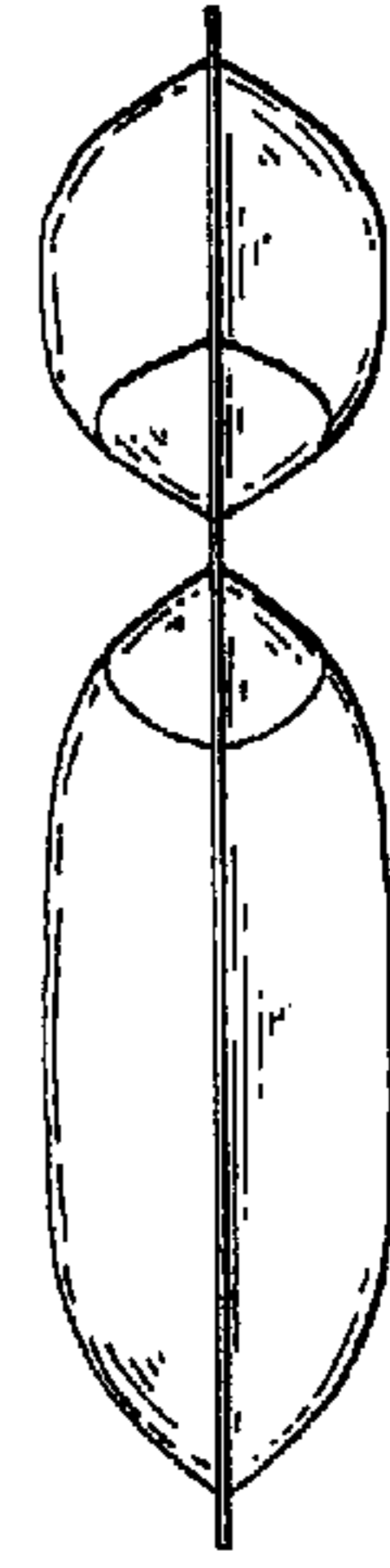


FIG. 6

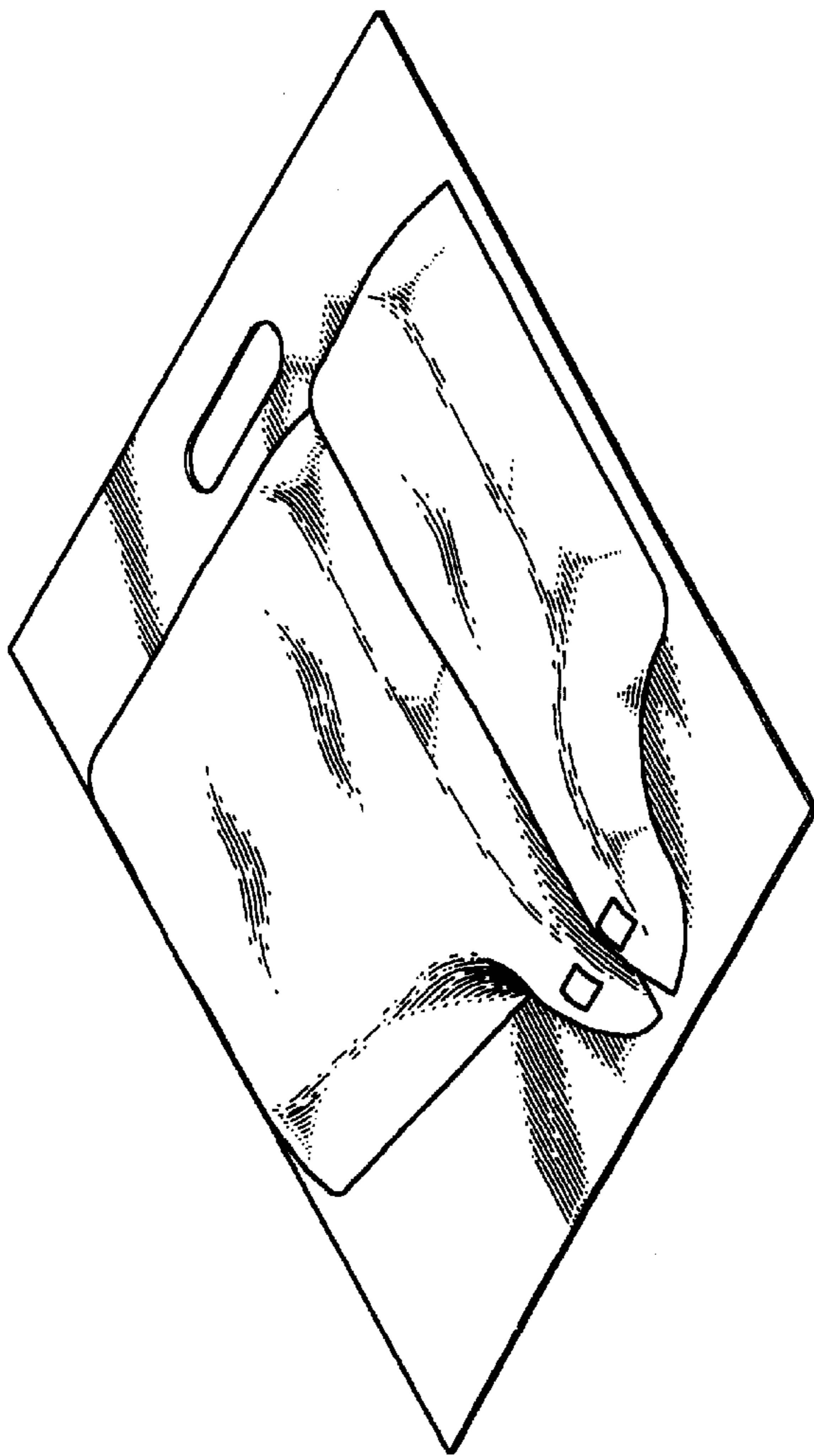


FIG. 7

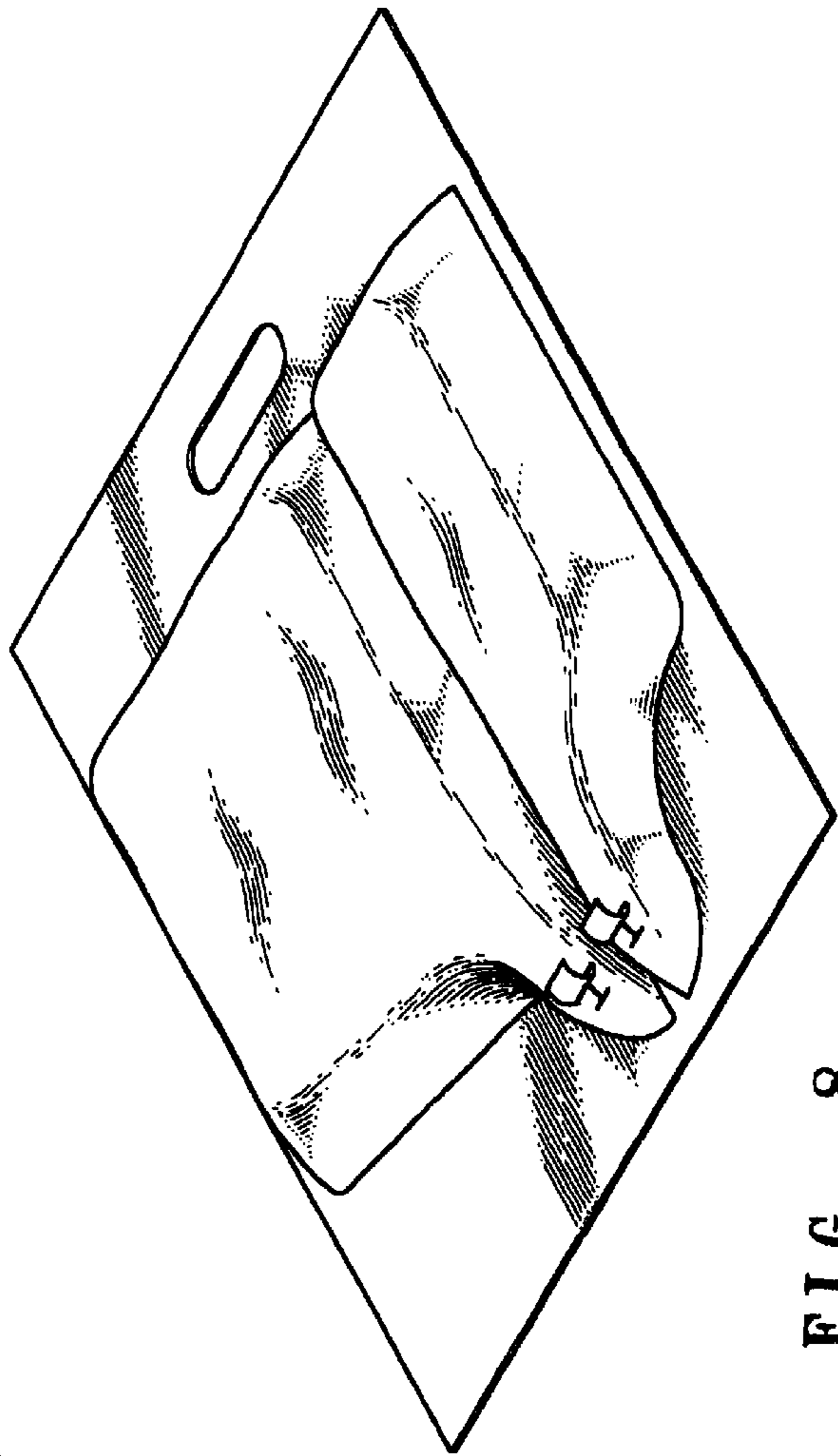


FIG. 8