



US00D437338S

(12) **United States Design Patent**
Minamidani

(10) **Patent No.:** **US D437,338 S**

(45) **Date of Patent:** **** Feb. 6, 2001**

- (54) **SWIMMING GOGGLES**
- (75) Inventor: **Kimiko Minamidani, Osaka (JP)**
- (73) Assignee: **Yamamoto Kogaku Co., Ltd., Osaka (JP)**
- (**) Term: **14 Years**
- (21) Appl. No.: **29/118,369**
- (22) Filed: **Feb. 7, 2000**
- (30) **Foreign Application Priority Data**
 - Aug. 6, 1999 (JP) 11-21359
- (51) **LOC (7) Cl.** **16-06**
- (52) **U.S. Cl.** **D16/303; D16/311**
- (58) **Field of Search** **D16/101, 300, D16/303, 306, 311, 312, 315; D29/109, 110; D24/110.2; 2/428, 430, 432, 440, 449, 452; 351/41, 44, 153, 158**
- (56) **References Cited**
 - U.S. PATENT DOCUMENTS**
 - D. 377,039 * 12/1996 Minamidani D16/311
 - D. 415,780 * 10/1999 Minamidani D16/303

4,279,039 *	7/1981	Drew	2/428
5,408,702 *	4/1995	Chiang	2/428
5,596,771 *	1/1997	Hsu et al.	2/452
5,896,588 *	4/1999	Chiang	2/440
5,946,736 *	9/1999	Caspescha et al.	2/428

* cited by examiner

Primary Examiner—Raphael Barkai
(74) *Attorney, Agent, or Firm*—Koda & Androlia

(57) **CLAIM**

The ornamental design for swimming goggles, as shown and described.

DESCRIPTION

FIG. 1 is a front elevational view of the swimming goggles showing my new design;
 FIG. 2 is a rear elevational view thereof;
 FIG. 3 is a top plan view thereof;
 FIG. 4 is a bottom plan view thereof;
 FIG. 5 is a right side elevational view thereof; the left side elevational view being the mirror image of the right side elevational view; and,
 FIG. 6 is a perspective view taken from the front, right-side and top of the swimming goggles.

1 Claim, 2 Drawing Sheets




Fig.1




Fig.2




Fig.3

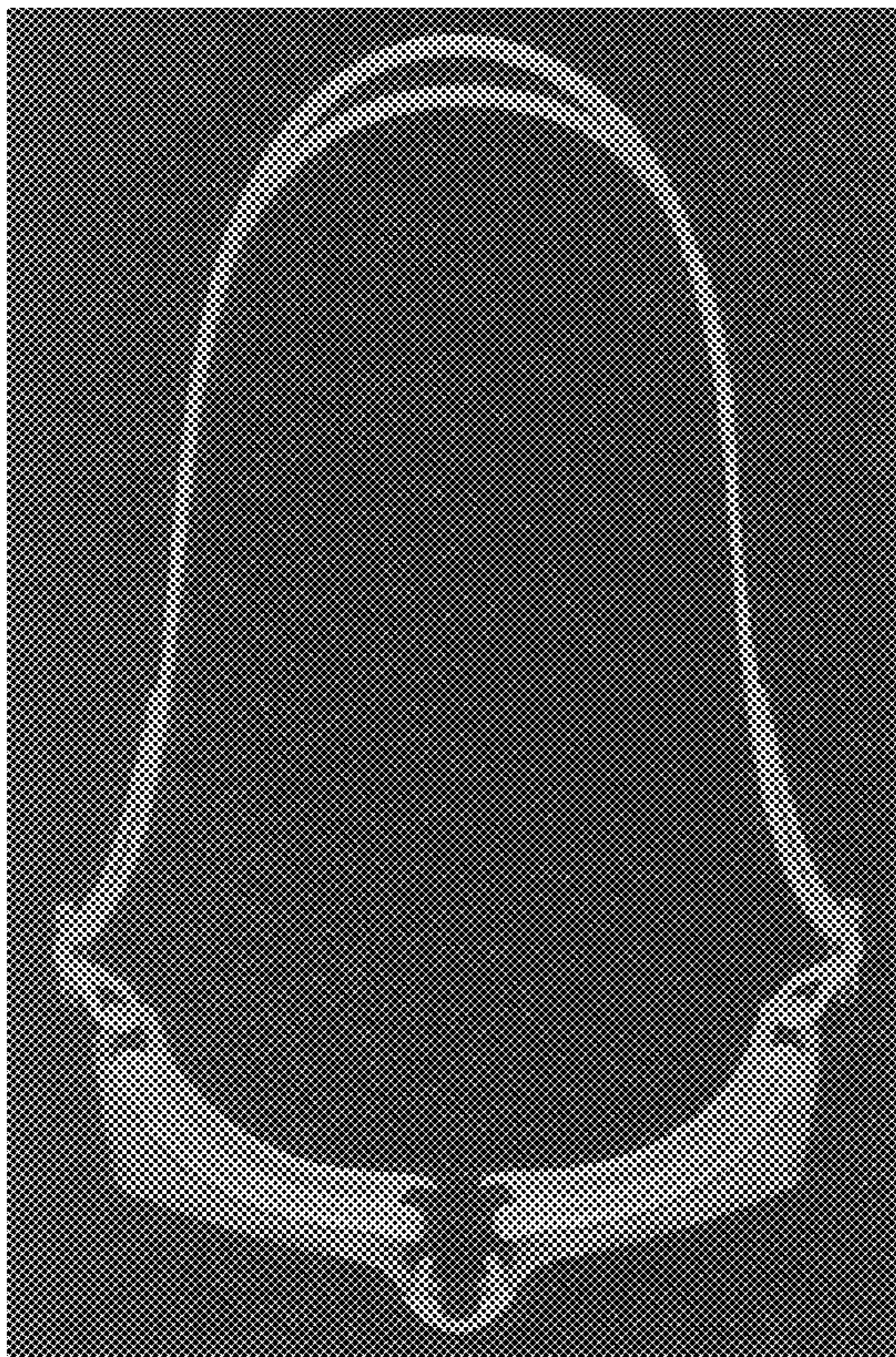


Fig.4

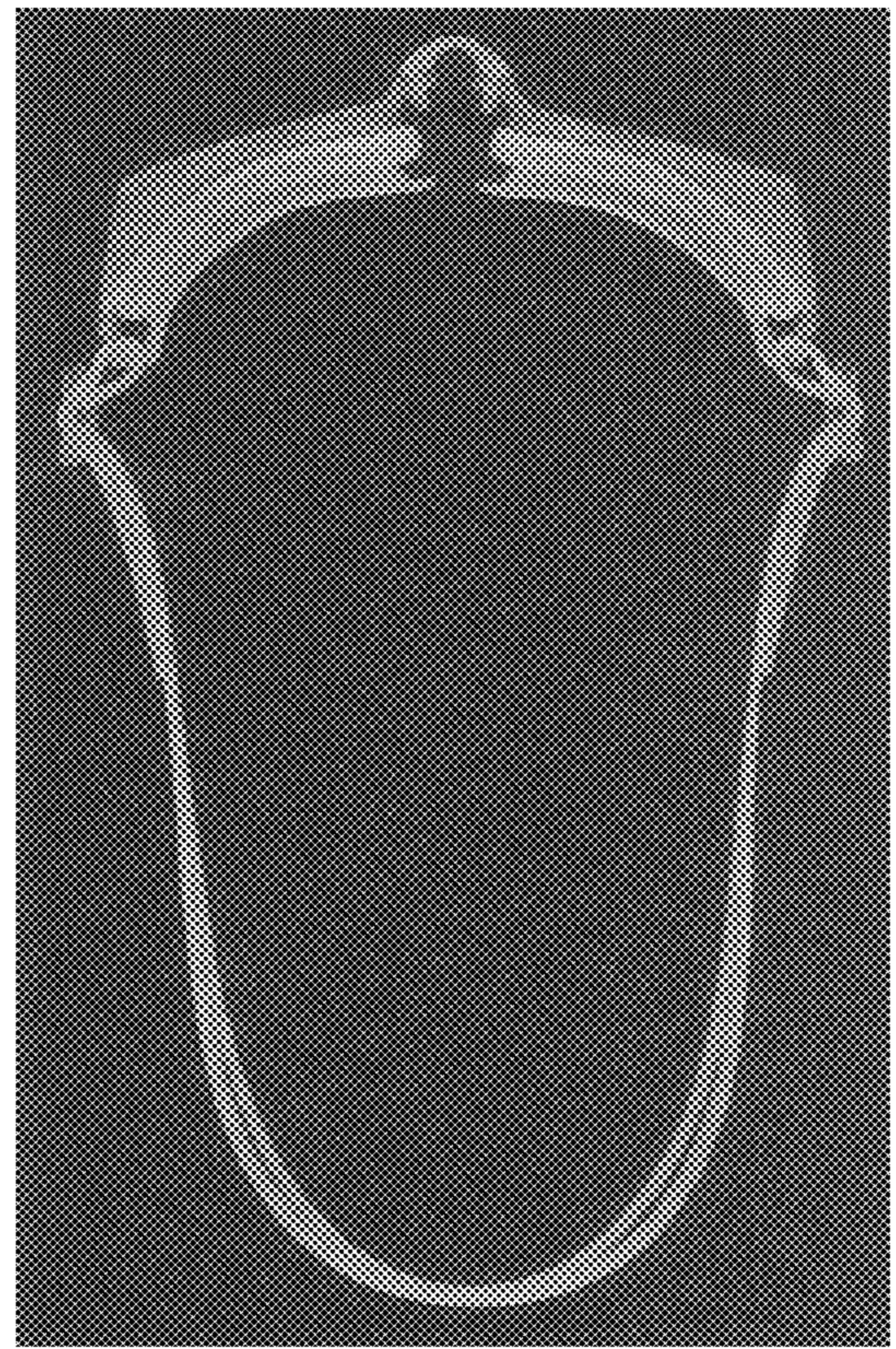


Fig.5




Fig.6

