



US00D437305S

(12) **United States Design Patent**  
**Dietz et al.**

(10) **Patent No.:** **US D437,305 S**

(45) **Date of Patent:** **\*\* Feb. 6, 2001**

(54) **SPEAKER**

(75) Inventors: **David S. Dietz**, Camas, WA (US);  
**Joseph M. Westrup**, Portland, OR (US)

(73) Assignee: **Cyber Acoustics, LLC**, Vancouver, WA (US)

(\*\*) Term: **14 Years**

(21) Appl. No.: **29/127,903**

(22) Filed: **Aug. 14, 2000**

(51) **LOC (7) Cl.** ..... **14-01**

(52) **U.S. Cl.** ..... **D14/211**

(58) **Field of Search** ..... D14/204, 210-214;  
181/144-145, 147-148, 150, 198-199;  
381/300-302, 307, 357, 386

(56) **References Cited**

**U.S. PATENT DOCUMENTS**

- D. 260,390 \* 8/1981 Bertagni ..... D14/211
- D. 335,497 \* 5/1993 Patterson, Jr. et al. .... D14/214 X

- D. 355,418 \* 2/1995 Parsey ..... D14/214
- D. 378,591 \* 3/1997 Brezovar ..... D14/214
- D. 403,324 \* 12/1998 Horikoshi ..... D14/214
- D. 405,086 \* 2/1999 Goto ..... D14/214
- D. 410,006 \* 5/1999 Miyazaki ..... D14/214
- 5,896,461 \* 4/1999 Faraci et al. .... 381/386

\* cited by examiner

*Primary Examiner*—Nanda Bondade

(74) *Attorney, Agent, or Firm*—Chernoff, Vilhauer, McClung & Stenzel, LLP

(57) **CLAIM**

The ornamental design for a speaker, as shown.

**DESCRIPTION**

FIG. 1 is a perspective view of the speaker embodying our new design.

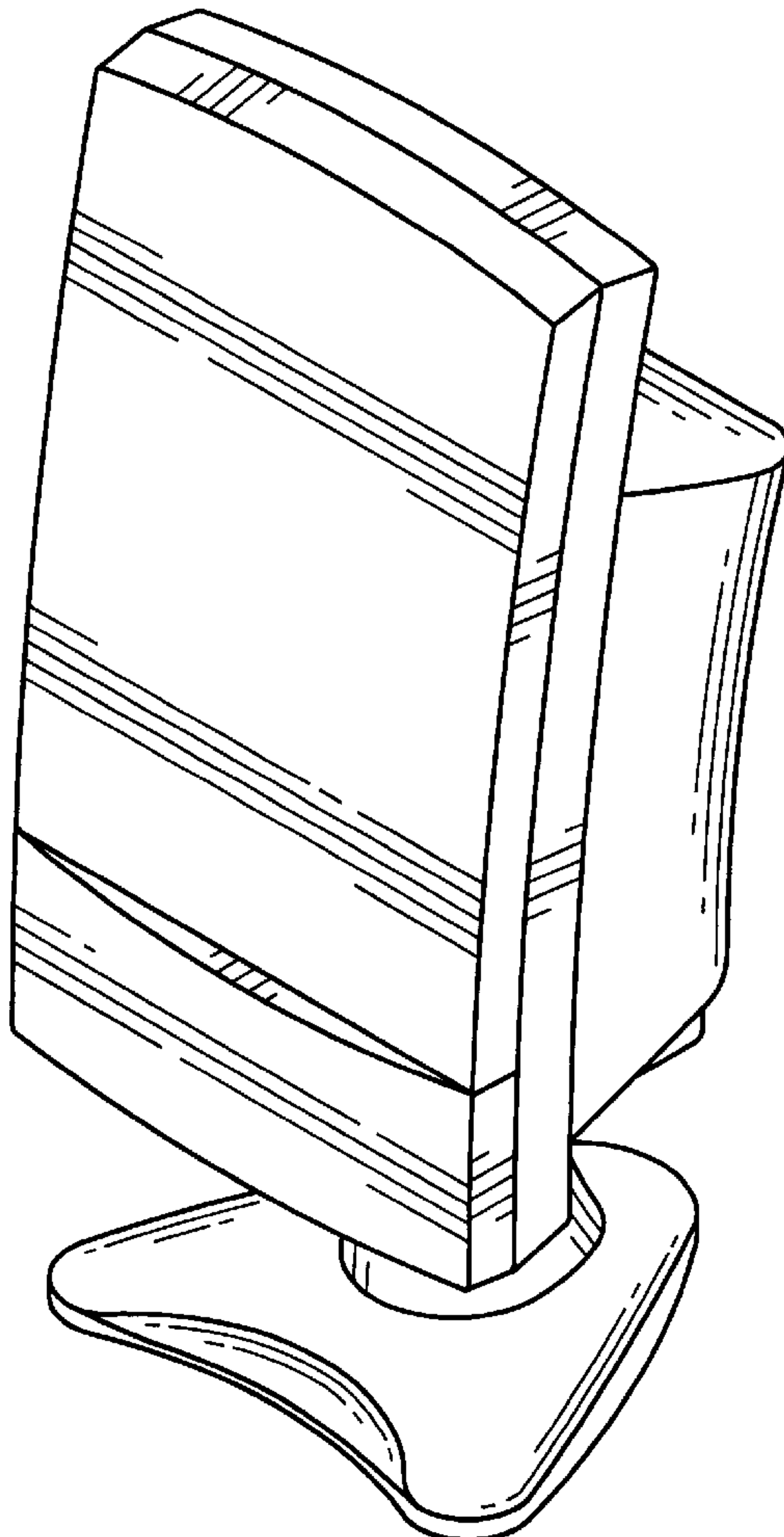
FIG. 2 is a front view thereof.

FIG. 3 is a side view thereof.

FIG. 4 is a rear view thereof; and,

FIG. 5 is a top view thereof.

**1 Claim, 2 Drawing Sheets**






FIG. 1

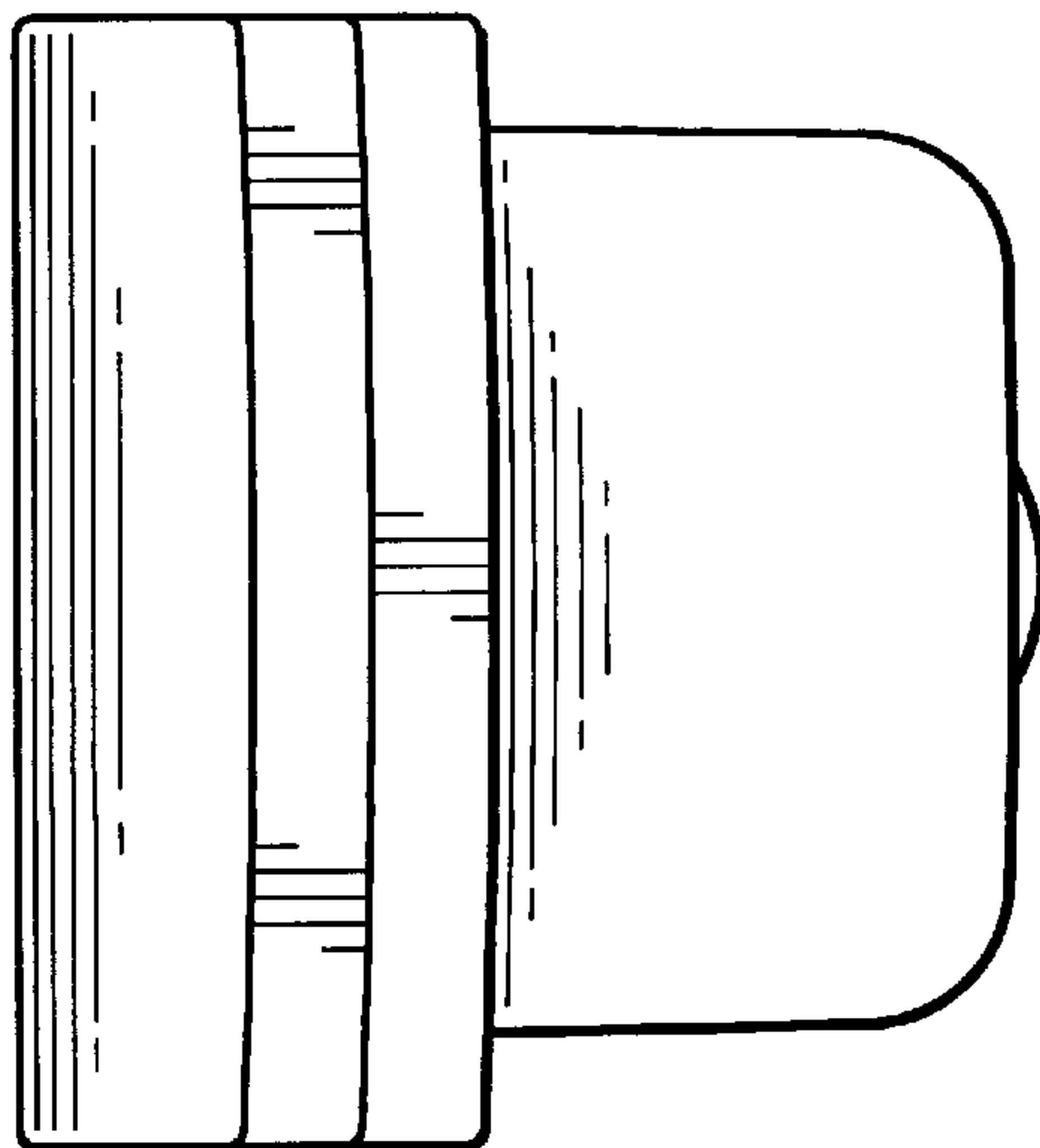


FIG. 5

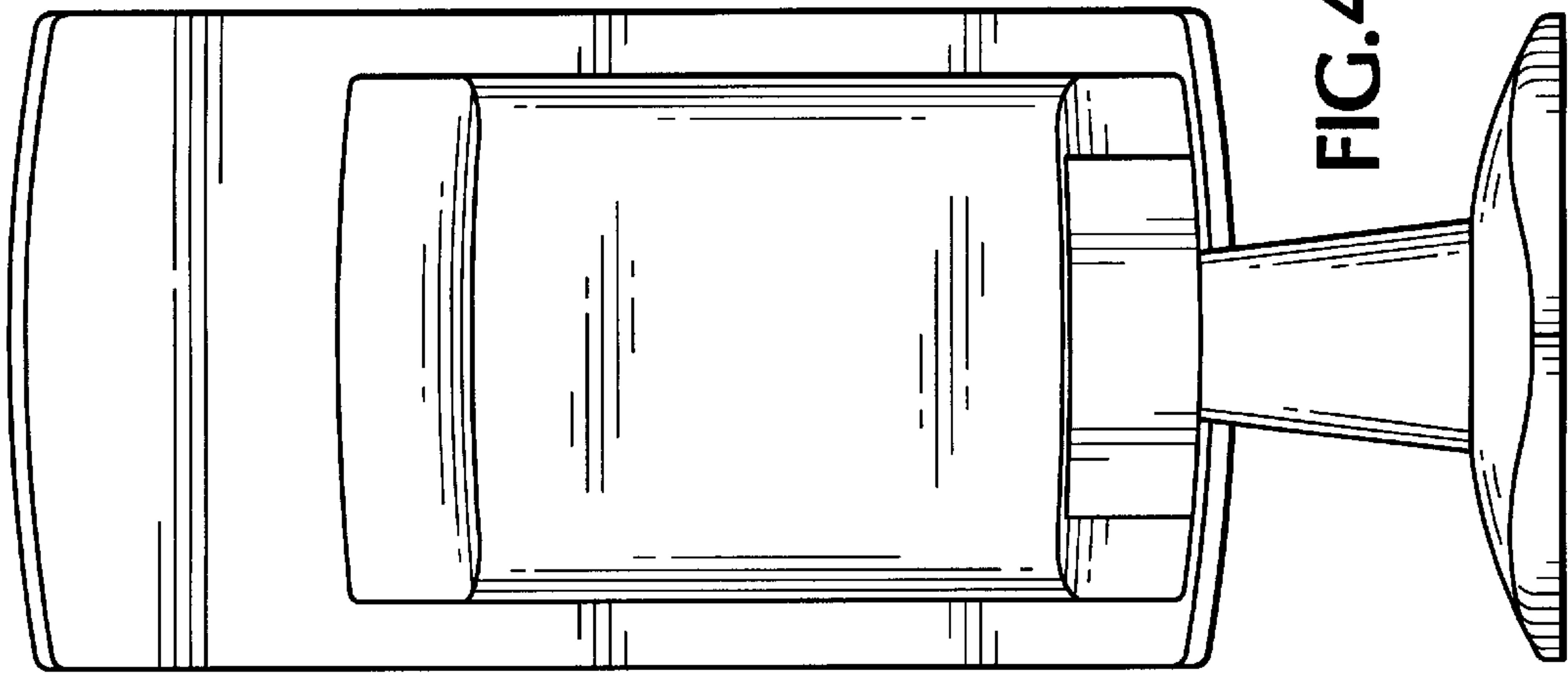


FIG. 4

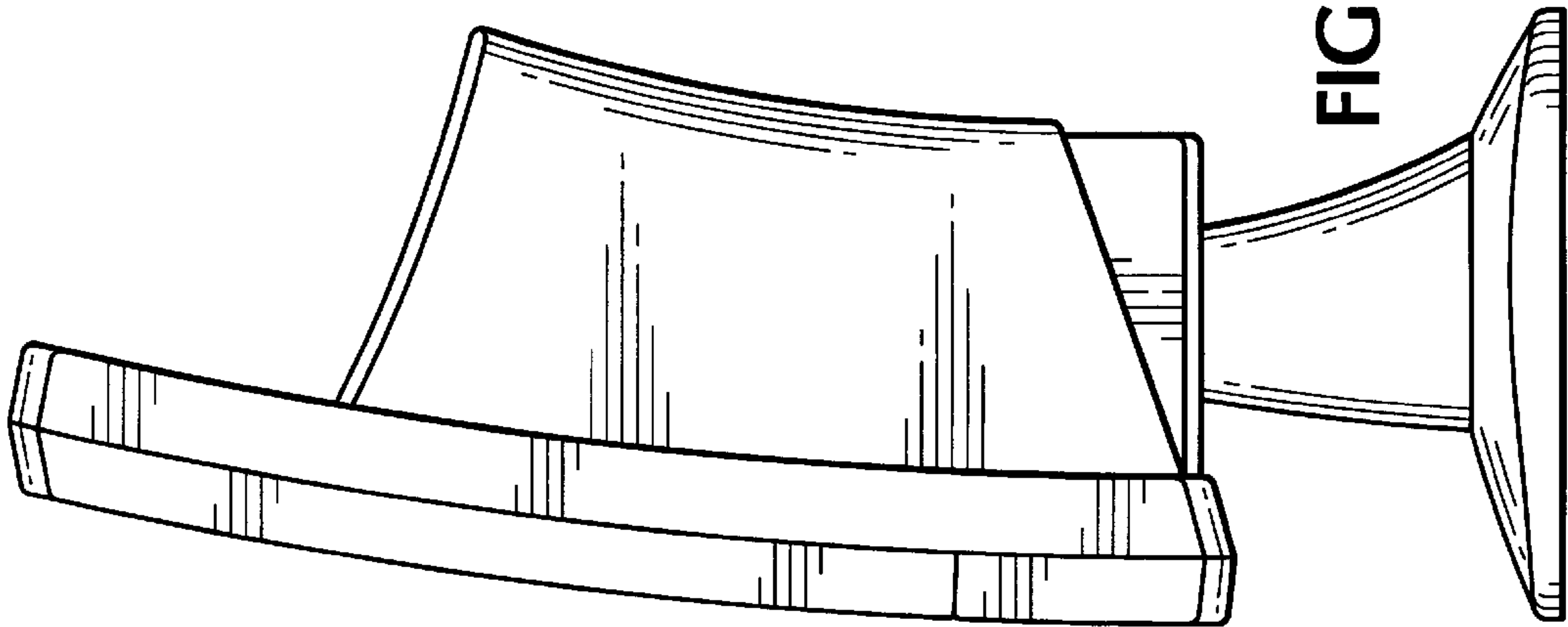


FIG. 3

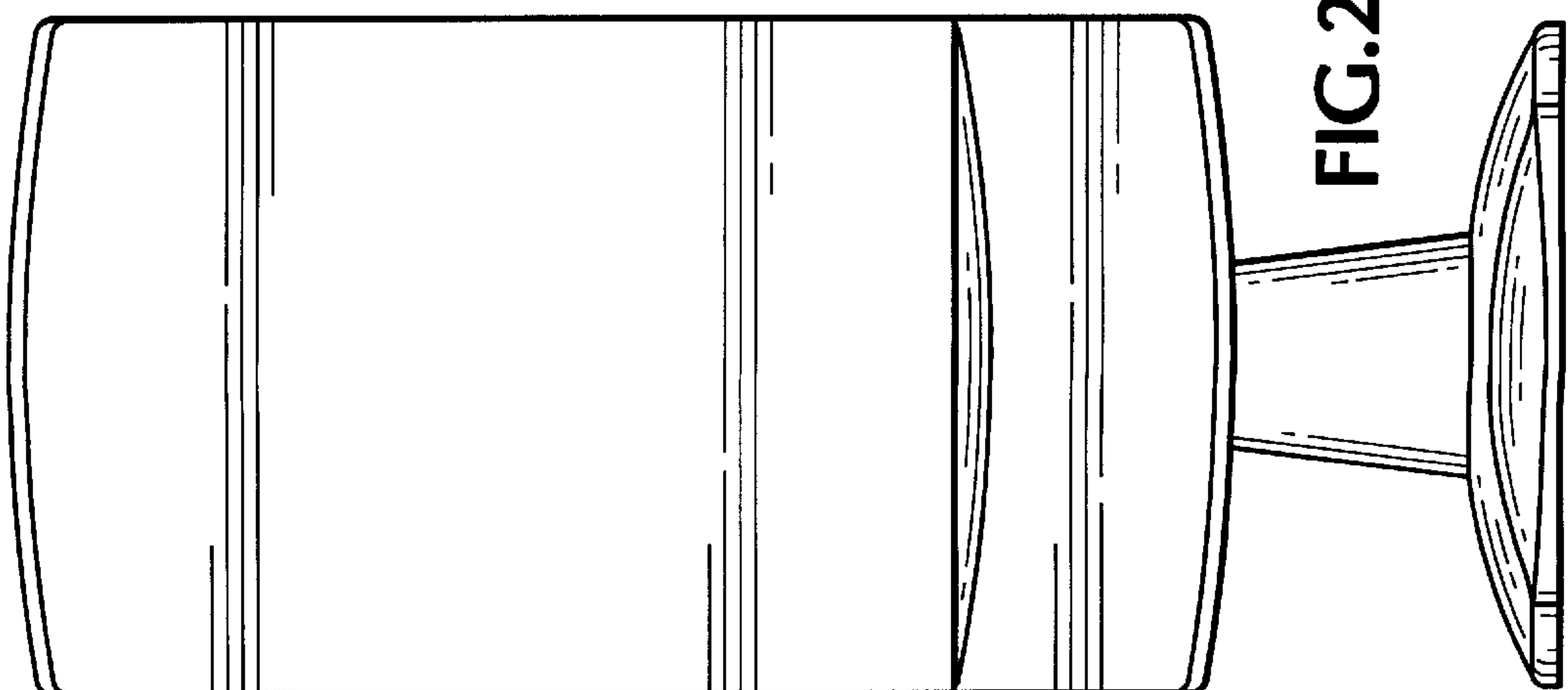


FIG. 2