



US00D437274S

(12) **United States Design Patent**
Terasawa

(10) **Patent No.:** **US D437,274 S**

(45) **Date of Patent:** **** Feb. 6, 2001**

(54) **CALIPER HOUSING PORTION**

953766 5/1996 (JP) .

1025215 11/1998 (JP) .

(75) Inventor: **Youko Terasawa, Sakai (JP)**

1025221 11/1998 (JP) .

1025305 11/1998 (JP) .

(73) Assignee: **Shimano Inc., Osaka (JP)**

* cited by examiner

(**) Term: **14 Years**

Primary Examiner—Melody N. Brown

(21) Appl. No.: **29/119,310**

(74) *Attorney, Agent, or Firm*—Shinju Global IP Counselors, LLP

(22) Filed: **Feb. 29, 2000**

(57) **CLAIM**

(51) **LOC (7) Cl.** **12-16**

The ornamental design for a caliper housing portion, as shown and described.

(52) **U.S. Cl.** **D12/180**

(58) **Field of Search** D12/180; 188/71.1,
188/73.3, 73.45

DESCRIPTION

(56) **References Cited**

U.S. PATENT DOCUMENTS

D. 373,340	*	9/1996	Sands	D12/180
D. 378,363	*	3/1997	Lin	D12/180
D. 413,292	*	8/1999	Jones	D12/180
D. 425,465	*	5/2000	Pink et al.	D12/180
5,181,588	*	1/1993	Emmons	188/71.1

FIG. 1 is a front elevational view of a caliper housing portion for a disc brake caliper in accordance with my new design; FIG. 2 is a right side elevational view of the caliper housing portion illustrated in FIG. 1;

FIG. 3 is a left side elevational view of the caliper housing portion illustrated in FIGS. 1 and 2;

FIG. 4 is a bottom plan view of the caliper housing portion illustrated in FIGS. 1-3; and,

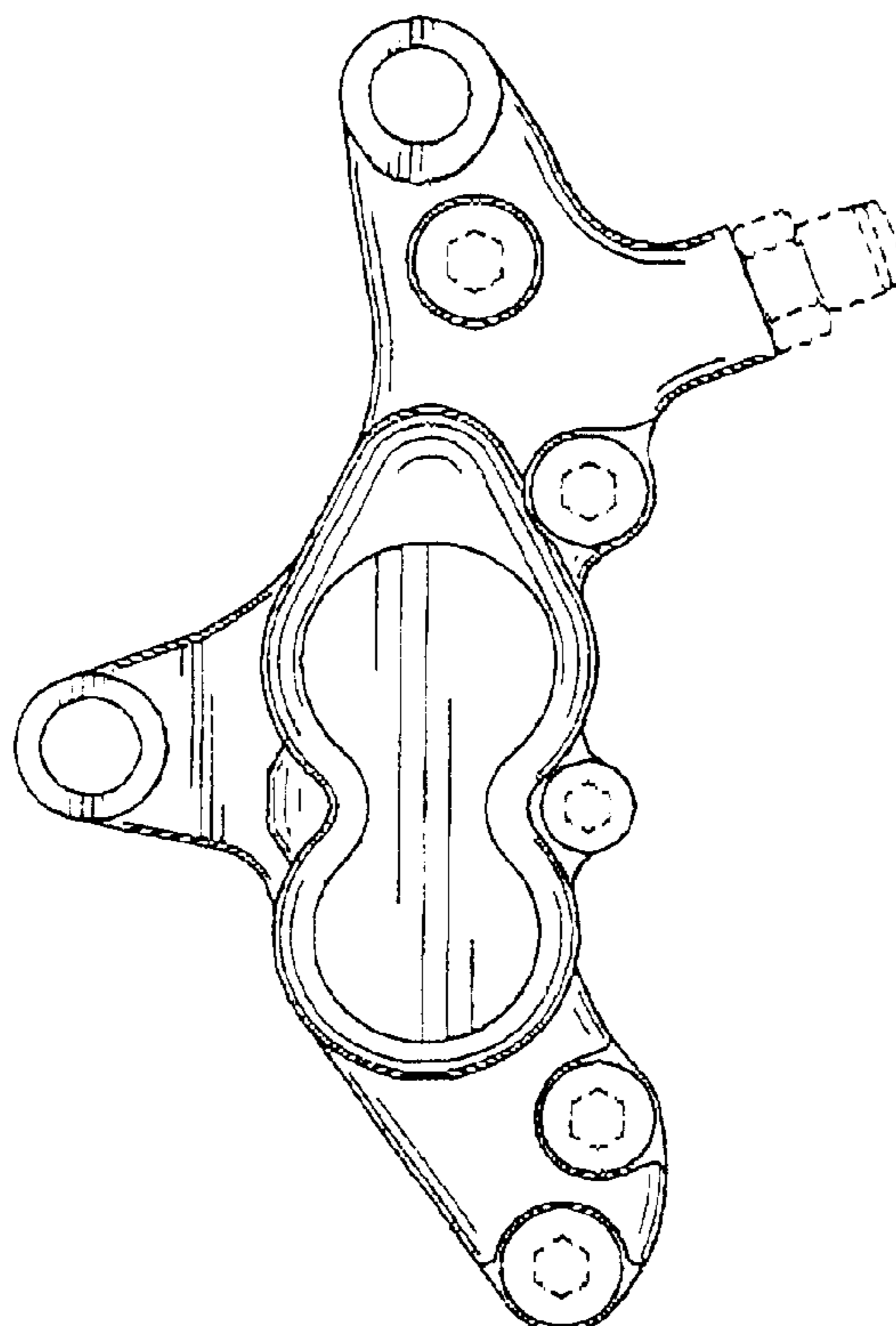
FIG. 5 is a top plan view of the caliper housing portion illustrated in FIGS. 1-4.

The broken line showing of environment (the remaining structure of the disc brake caliper) in the Figures is for illustrative purposes only and forms no part of the claimed design. The inside surface of the caliper housing portion that faces the other caliper housing portion does not form part of the claimed design.

FOREIGN PATENT DOCUMENTS

717606	11/1987	(JP) .
488538	7/1992	(JP) .
776197	8/1992	(JP) .
860062	1/1993	(JP) .
860063	1/1993	(JP) .
860064	1/1993	(JP) .
953750	5/1996	(JP) .
953751	5/1996	(JP) .

1 Claim, 1 Drawing Sheet



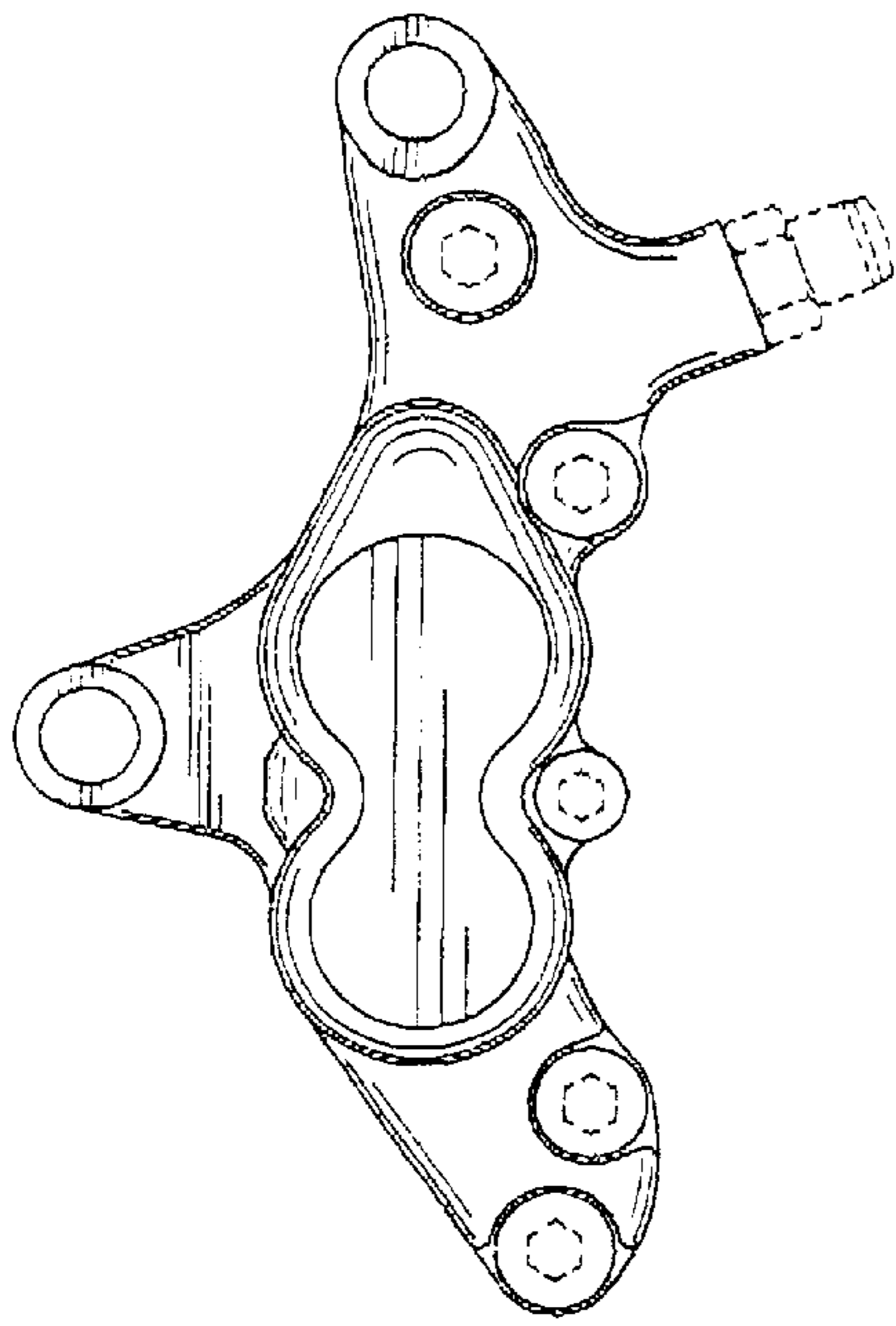


FIG. 1

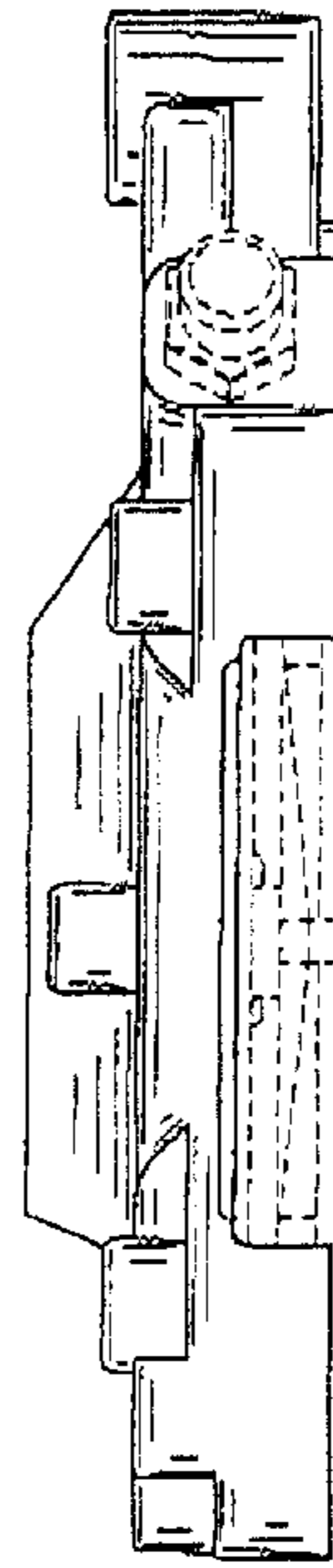


FIG. 2

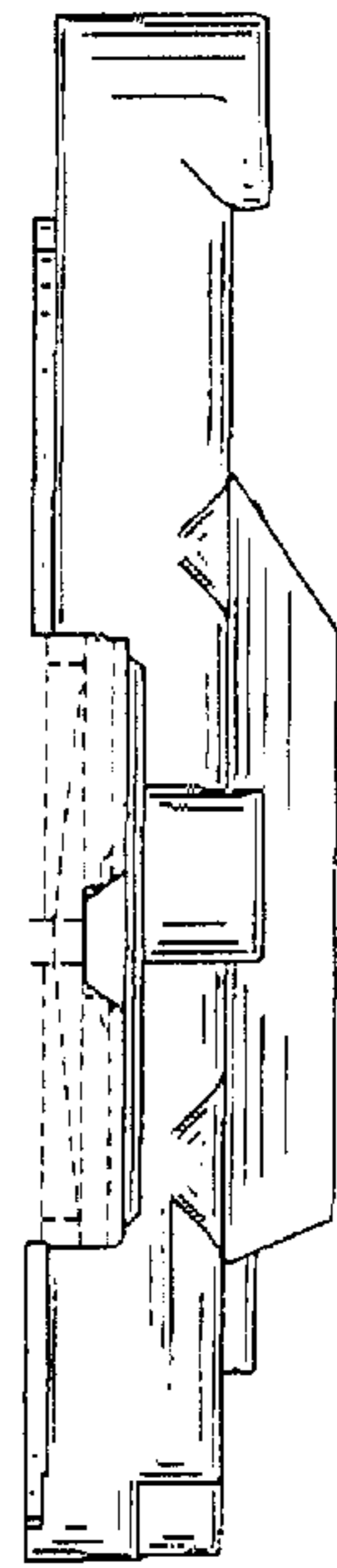


FIG. 3

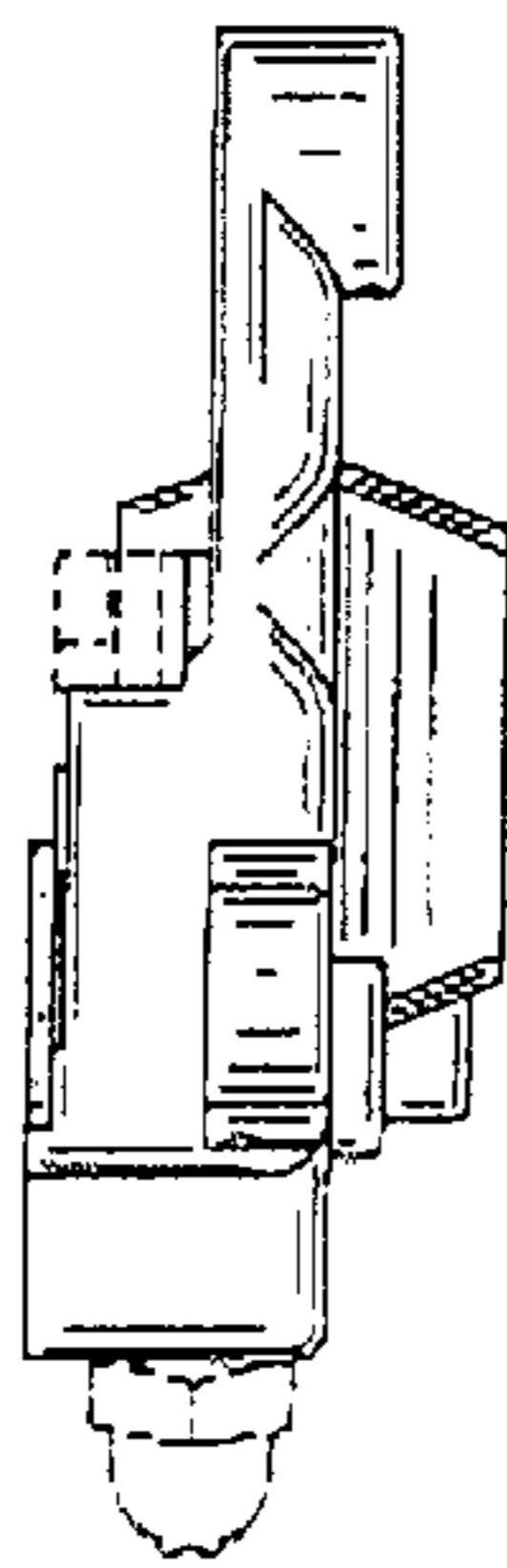


FIG. 4

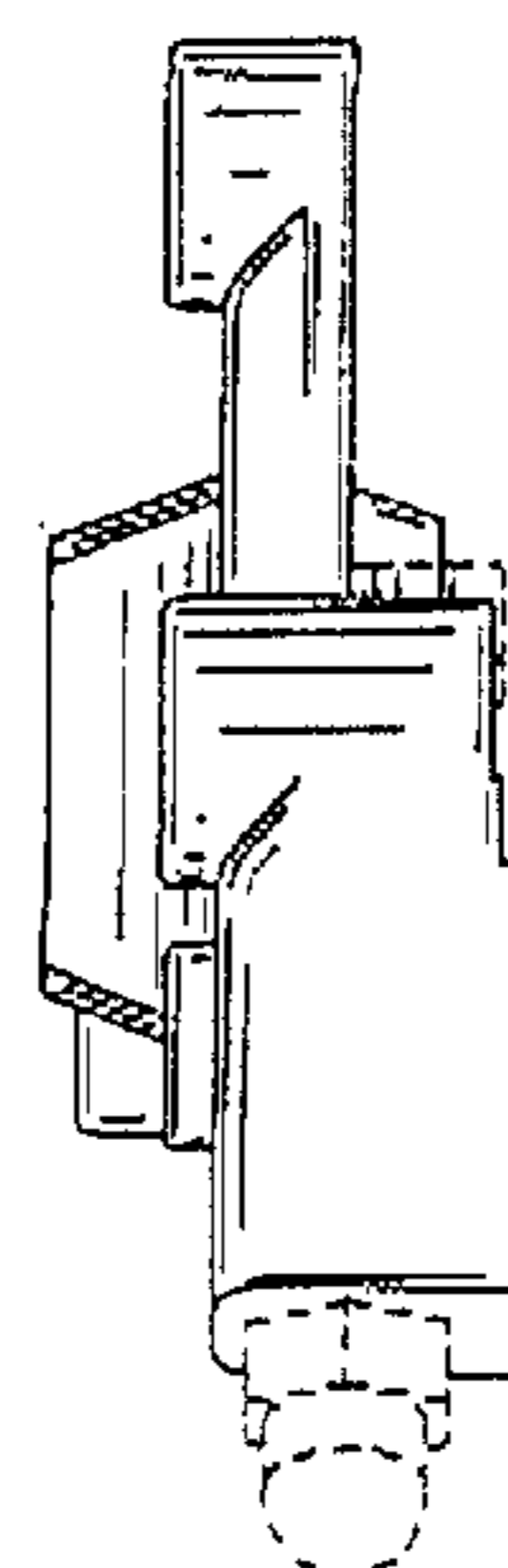


FIG. 5