



US00D437271S

(12) **United States Design Patent**
Saleen

(10) **Patent No.:** **US D437,271 S**

(45) **Date of Patent:** **** Feb. 6, 2001**

(54) **MUSTANG CAR BRAKE AND/OR CLUTCH PEDAL**

(75) **Inventor:** **Stephen M. Saleen**, Dove Canyon, CA (US)

(73) **Assignee:** **Saleen Incorporated**, Irvine, CA (US)

(**) **Term:** **14 Years**

(21) **Appl. No.:** **29/116,005**

(22) **Filed:** **Dec. 22, 1999**

(51) **LOC (7) Cl.** **12-16**

(52) **U.S. Cl.** **D12/174**

(58) **Field of Search** D12/174, 125,
D12/400; 74/560-563; 280/259; 403/257

(56) **References Cited**

U.S. PATENT DOCUMENTS

D. 420,623	*	2/2000	Hussaini	D12/174
D. 424,487	*	5/2000	Asakura	D12/174
D. 424,994	*	5/2000	Asakura	D12/174
D. 425,838	*	5/2000	Hussaini	D12/174
5,398,570	*	3/1995	Chae	74/563

OTHER PUBLICATIONS

Muscle Mustangs & Fast Ford Magazine, 1999, p. 164, Sullivan Racing Products advertisement for Billett Pedal Covers.

5.0 Mustang Magazine, 1999—p. 136, Sullivan Racing Products advertisement for Billet Race Pedals.

* cited by examiner

Primary Examiner—Melody N. Brown

(74) *Attorney, Agent, or Firm*—Lyon & Lyon LLP

(57) **CLAIM**

The ornamental design for a mustang car brake and/or clutch pedal, as shown and described.

DESCRIPTION

FIG. 1 is a perspective view of a mustang car brake and/or clutch pedal showing my new design,

FIG. 2 is a top view thereof,

FIG. 3 is a front elevational view thereof,


FIG. 4 is a bottom view thereof,

FIG. 5 is a rear elevational view thereof,

FIG. 6 is a first end view thereof; and,

FIG. 7 is a second end view thereof.

1 Claim, 2 Drawing Sheets






FIG. 1



FIG. 2

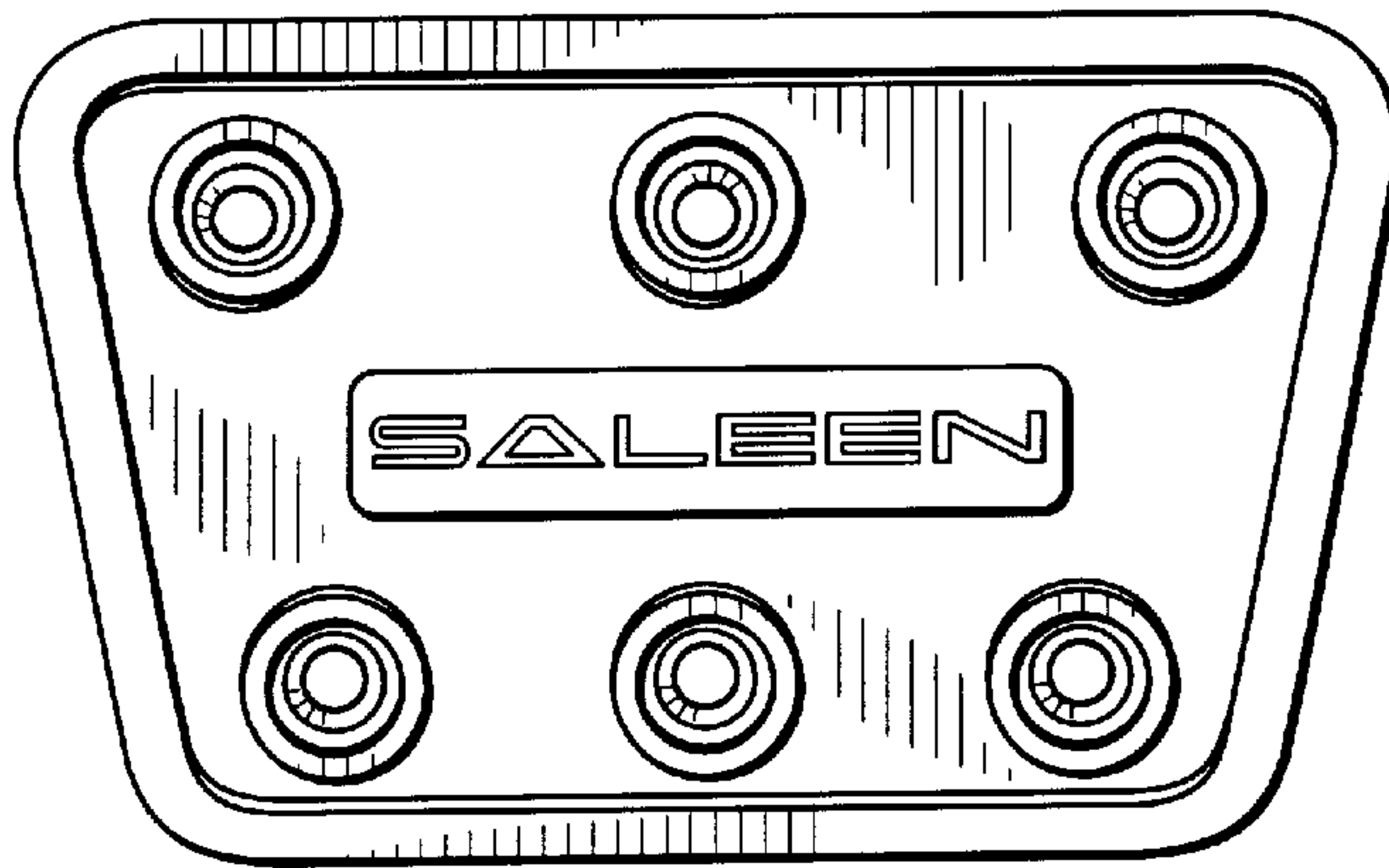


FIG. 3

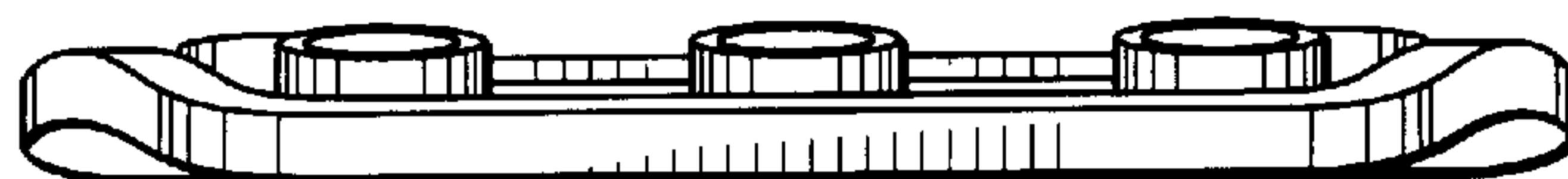


FIG. 4

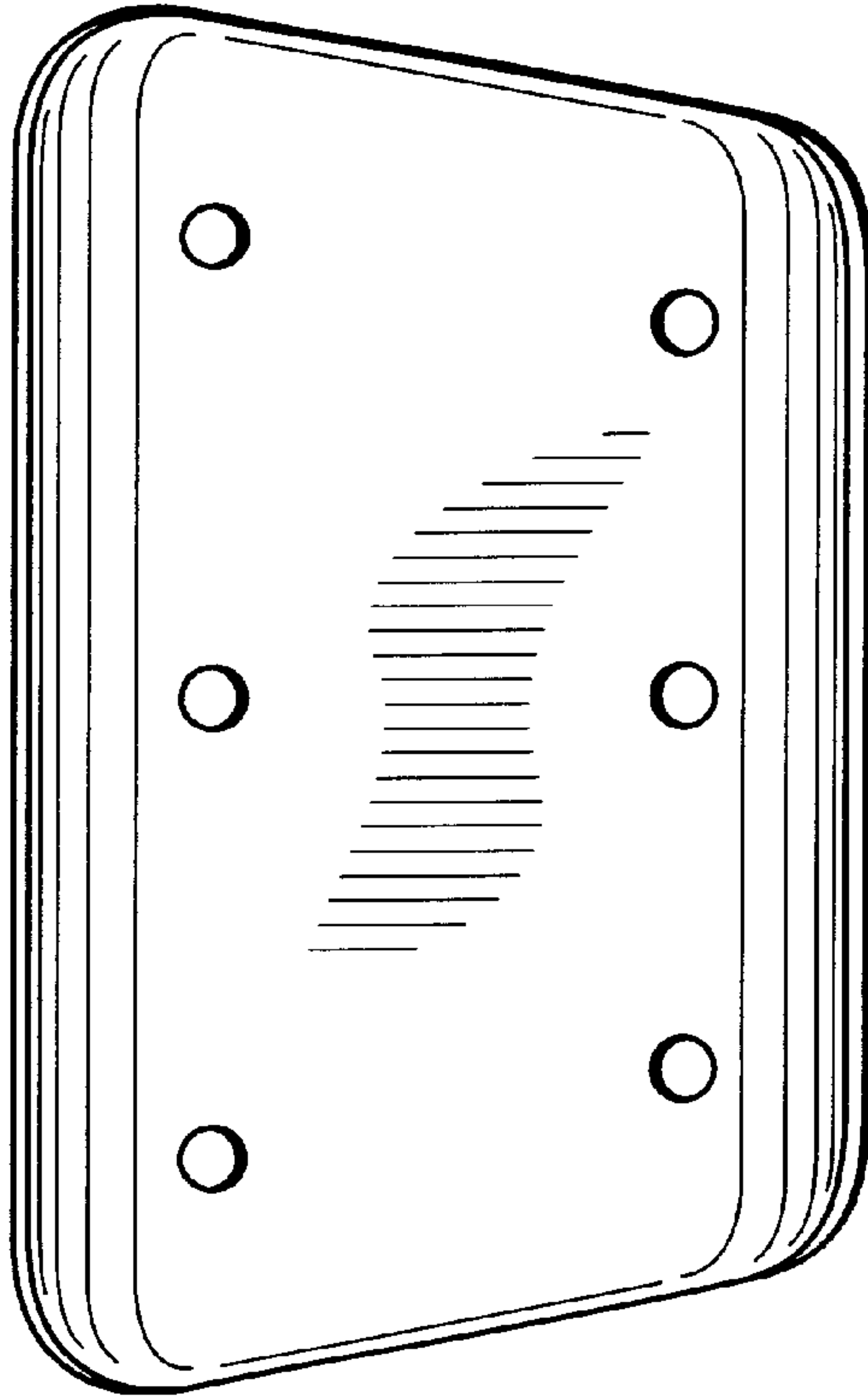


FIG. 5




FIG. 7




FIG. 6