



US00D437252S

(12) **United States Design Patent**
Schultz

(10) **Patent No.:** **US D437,252 S**

(45) **Date of Patent:** **** Feb. 6, 2001**

(54) **CHRISTMAS DECORATION FOR VEHICLES**

5,315,492 * 5/1994 Davenport 362/122

(76) Inventor: **Cliff W Schultz**, 358 Gladiola Ct.,
Golden, CO (US) 80401

* cited by examiner

Primary Examiner—Dominic Simone

(**) Term: **14 Years**

(57) **CLAIM**

(21) Appl. No.: **29/126,684**

The ornamental design for a Christmas decoration for vehicles, as shown and described.

(22) Filed: **Jul. 21, 2000**

DESCRIPTION

(51) **LOC (7) Cl.** **11-05**

(52) **U.S. Cl.** **D11/120; D12/400**

(58) **Field of Search** **D11/120; D12/400;**
428/10, 11; 362/122

FIG. 1 is a front elevational view of the Christmas decoration for vehicles of the present invention;

FIG. 2 is a rear elevational view of the Christmas decoration for vehicles of FIG. 1;

FIG. 3 is a left side elevational view of the Christmas decoration for vehicles of FIG. 1;

FIG. 4 is a right side elevational view of the Christmas decoration for vehicles of FIG. 1;

FIG. 5 is a top plan view of the Christmas decoration for vehicles of FIG. 1; and,

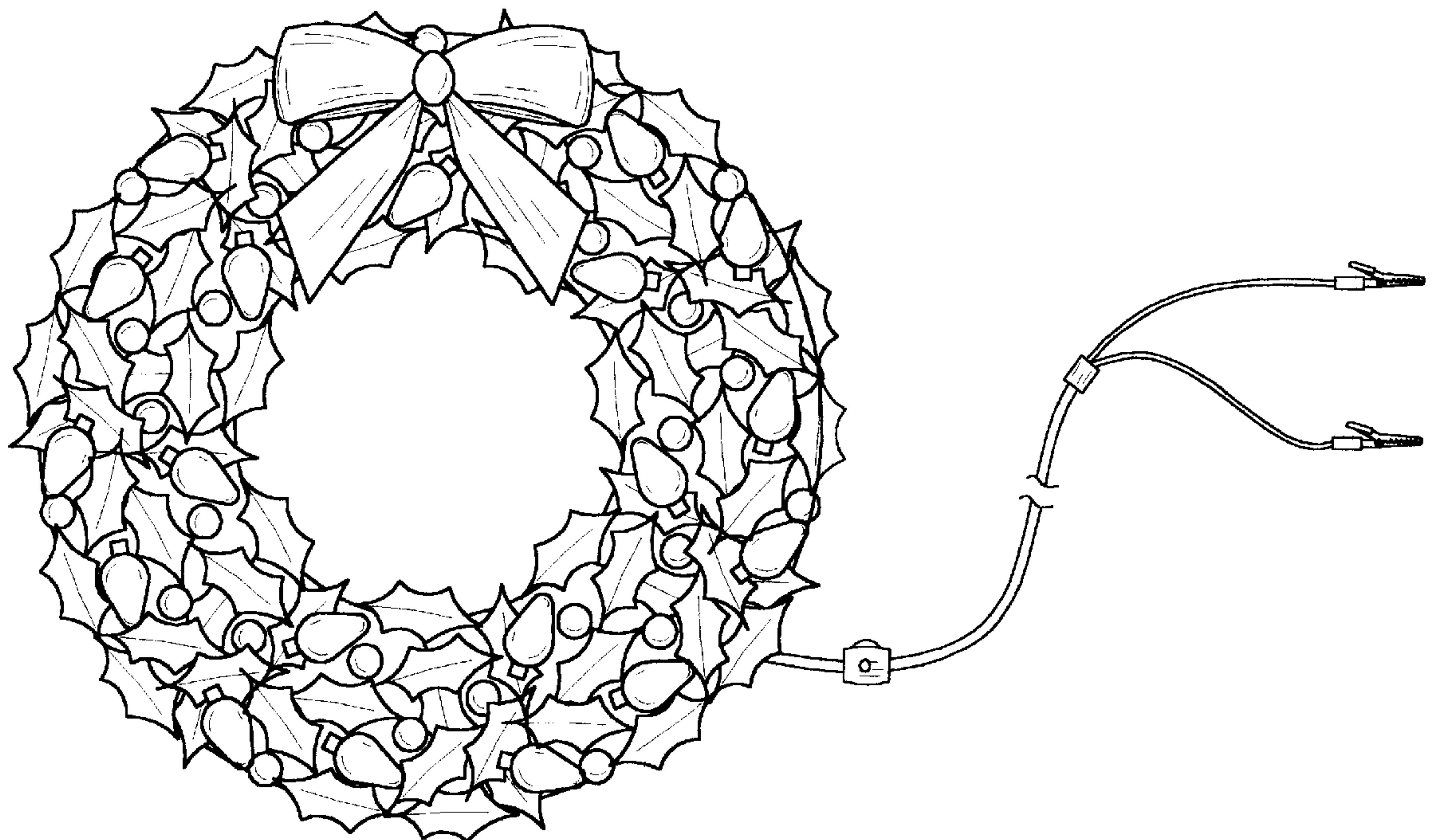
FIG. 6 is a bottom plan view of the Christmas decoration for vehicles of FIG. 1.

(56) **References Cited**

U.S. PATENT DOCUMENTS

D. 206,124	*	11/1966	Burnbaum	D11/120
315,795	*	4/1885	Kaupmann	428/10
D. 356,752	*	3/1995	Ritter	D11/120
1,093,243	*	4/1914	Beistle	428/10
1,436,003	*	11/1922	Andrun	D11/120 X
1,517,848	*	12/1924	McClelland	362/122
2,761,233	*	9/1956	Brown	D11/120 X
3,046,685	*	7/1962	Blum	428/11

1 Claim, 2 Drawing Sheets



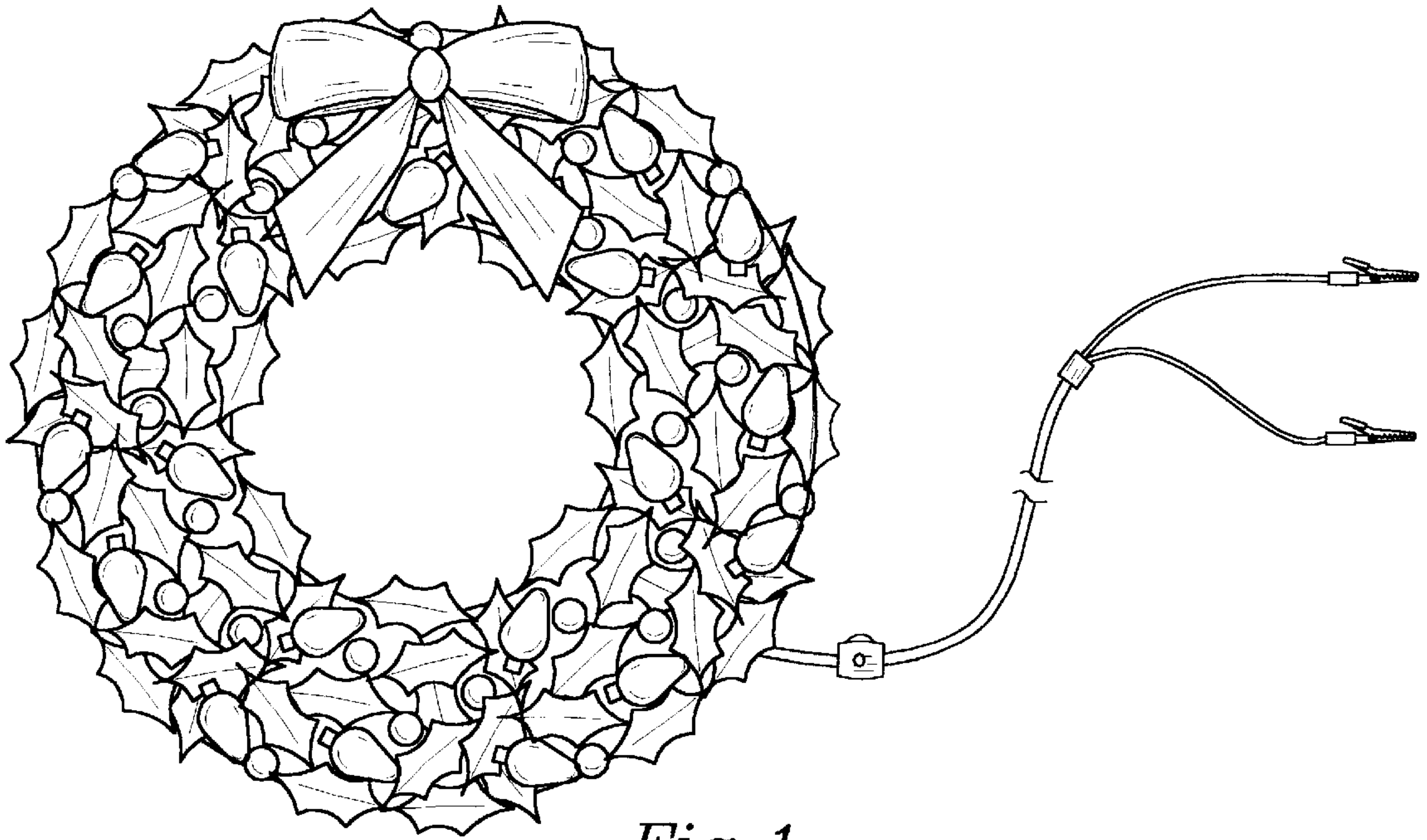


Fig. 1

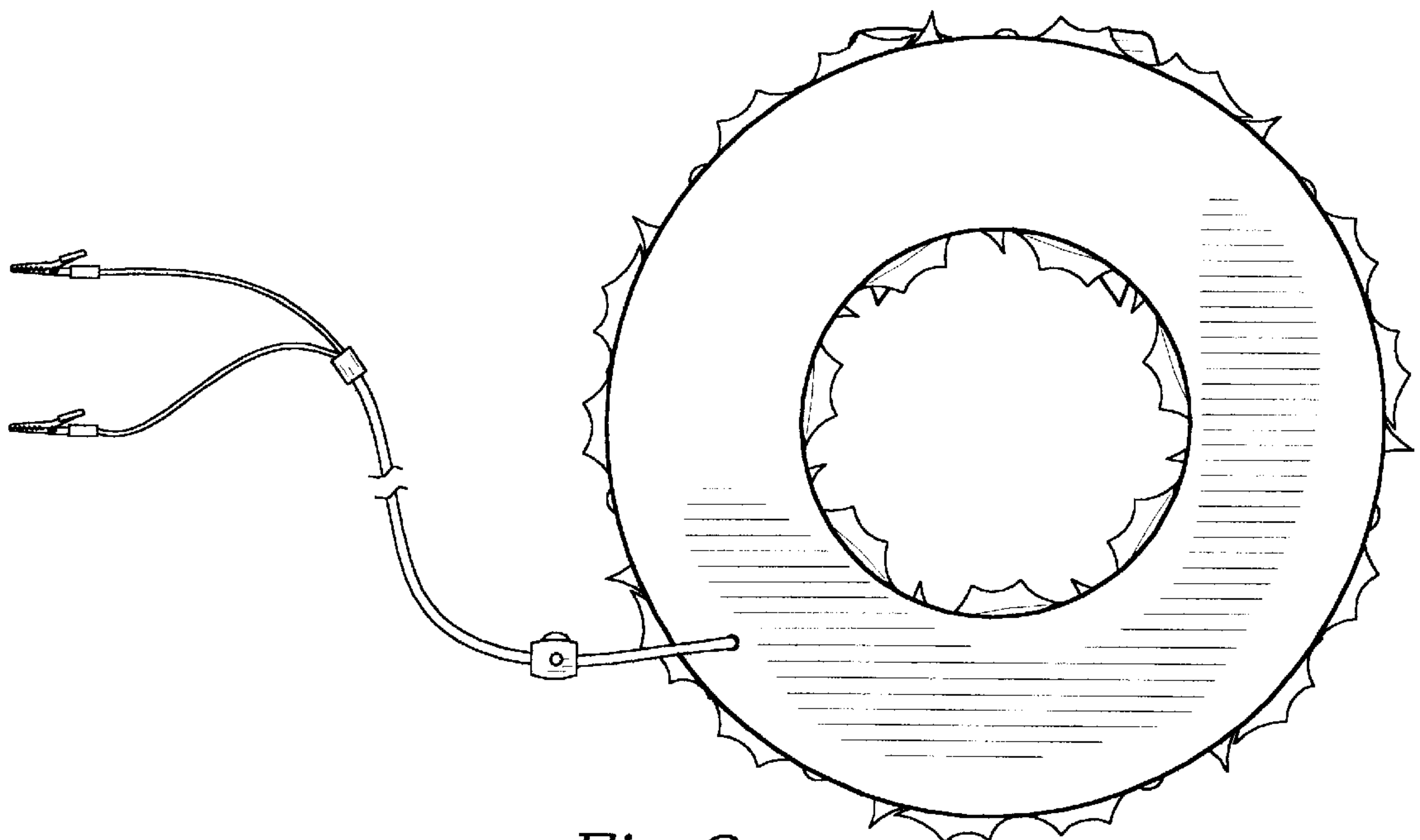


Fig. 2




Fig. 3




Fig. 4

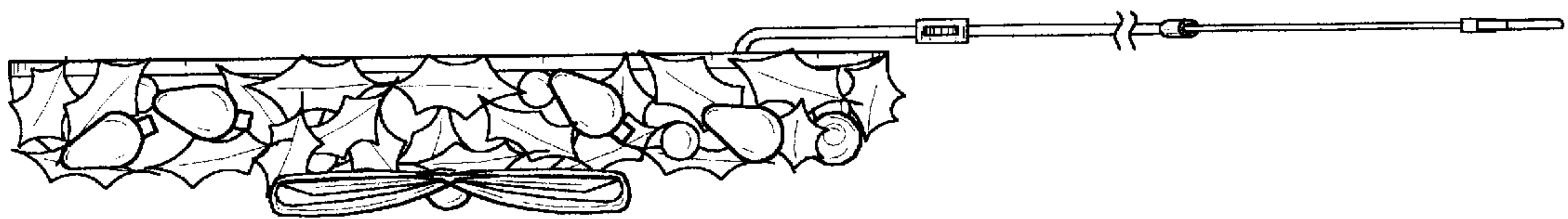


Fig. 5

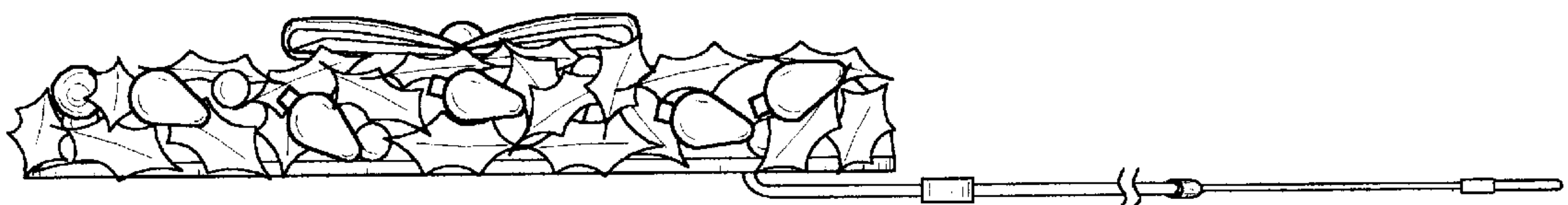


Fig. 6