



US00D437250S

(12) **United States Design Patent**
Hull et al.

(10) **Patent No.:** **US D437,250 S**

(45) **Date of Patent:** **** Feb. 6, 2001**

(54) **LOCKET FOR HOLDING CREMATED
REMAINS**

3,407,523 * 10/1968 Winston 63/19 X
3,618,338 * 11/1971 Saver 63/19

(76) Inventors: **Denese H Hull; Kimberly A Burke,**
both of 5805 Harmony St., Las Vegas,
NV (US) 89107; **Jo Ann Milton,** 5785
N. Rainbow Blvd., Las Vegas, NV (US)
89130

* cited by examiner

Primary Examiner—Paula A. Mortimer

(**) Term: **14 Years**

(57) **CLAIM**

The ornamental design for a locket for holding cremated remains, as shown and described.

(21) Appl. No.: **29/120,452**

DESCRIPTION

(22) Filed: **Mar. 17, 2000**

FIG. 1 is a front elevational view of the locket for holding cremated remains of the present invention;

(51) **LOC (7) Cl.** **11-01**

FIG. 2 is a back elevational view of the locket for holding cremated remains of FIG. 1;

(52) **U.S. Cl.** **D11/82; D99/5**

FIG. 3 is a left side elevational view of the locket for holding cremated remains of FIG. 1;

(58) **Field of Search** D11/80, 81, 82;
63/18, 19, 20, 1.1, 2; D30/155; 119/655,
865; D99/5; 27/1

FIG. 4 is a right side elevational view of the locket for holding cremated remains of FIG. 1;

(56) **References Cited**

FIG. 5 is a top plan view of the locket for holding cremated remains of FIG. 1;

U.S. PATENT DOCUMENTS

FIG. 6 is a bottom plan view of the locket for holding cremated remains of FIG. 1; and,

- D. 398,733 * 9/1998 Diviak, Sr. D99/5
- D. 416,825 * 11/1999 Hull et al. D11/82 X
- D. 418,271 * 12/1999 Parker D99/5
- D. 422,757 * 4/2000 Levine D30/155
- 2,377,816 * 6/1945 Slain 63/19

FIG. 7 is a top, front, right side perspective view of the locket for holding cremated remains of FIG. 1.

1 Claim, 3 Drawing Sheets

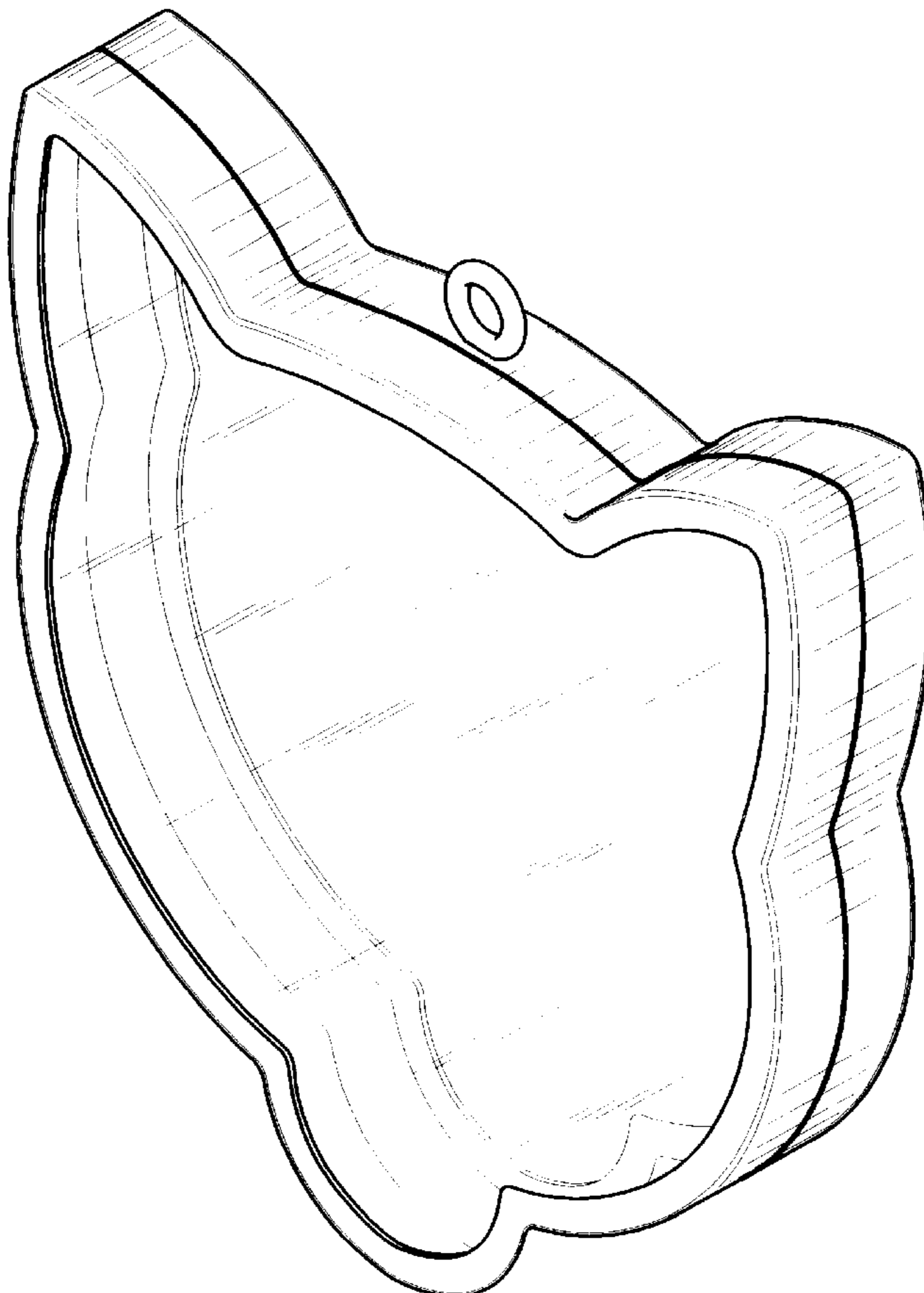


FIG. 1

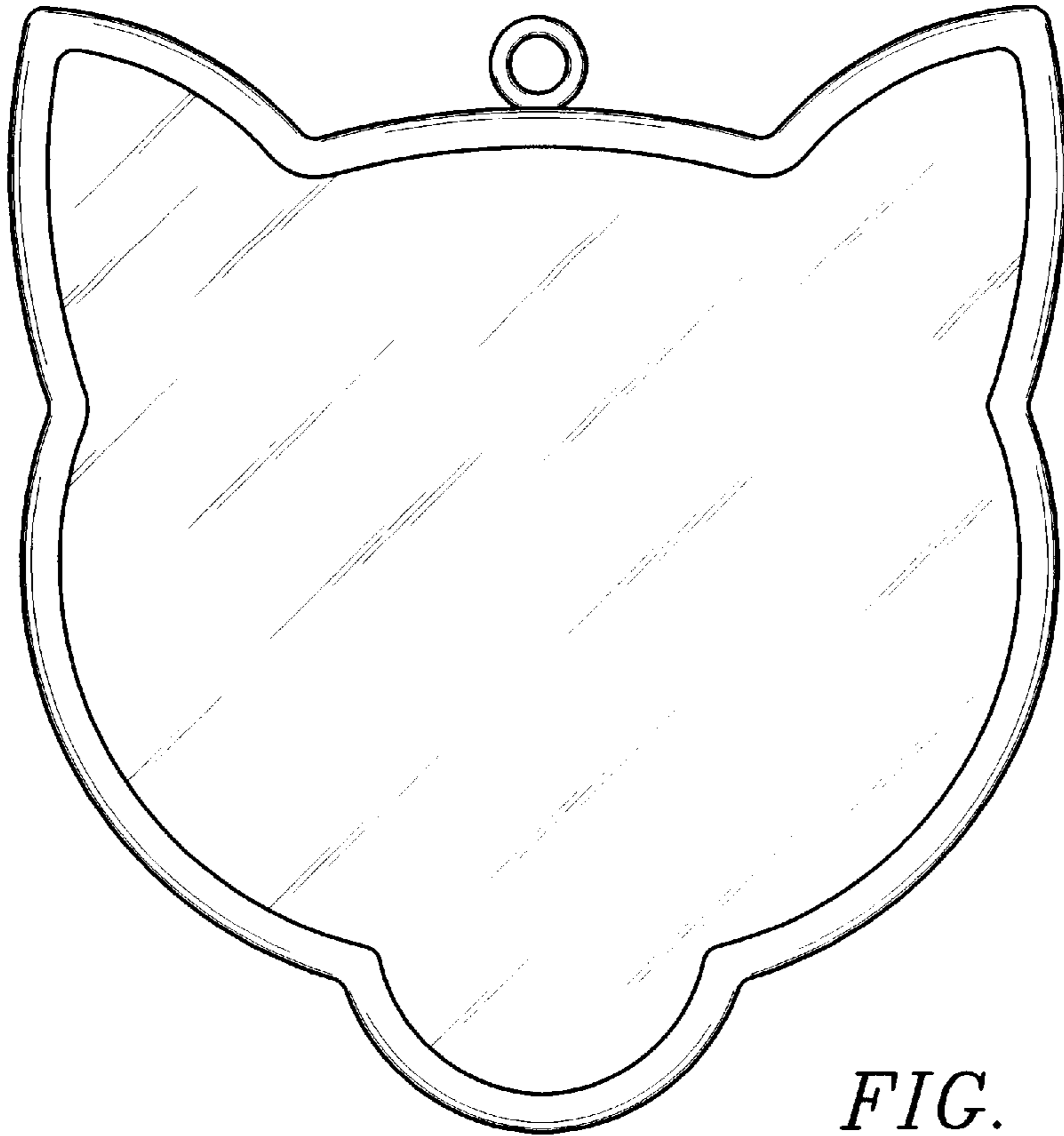


FIG. 2




FIG. 3

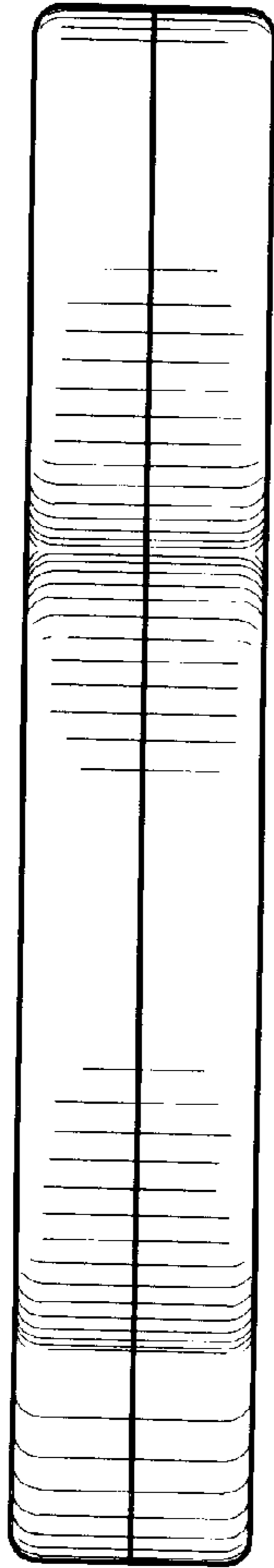


FIG. 4

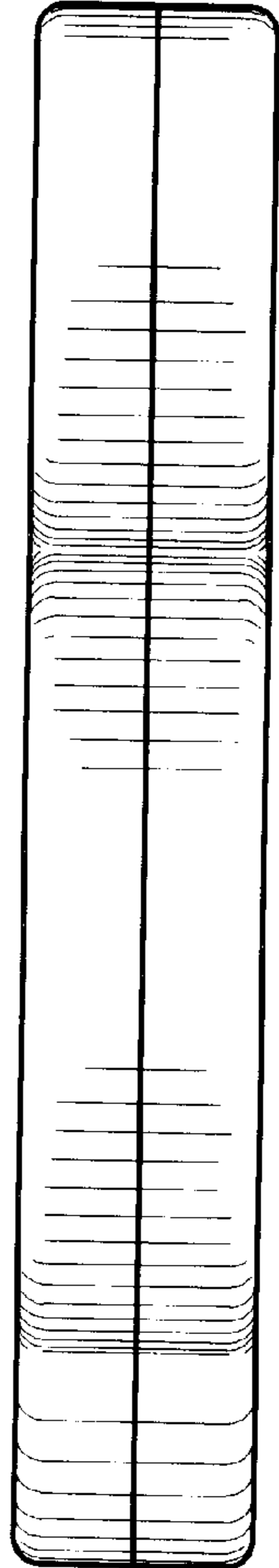


FIG. 5

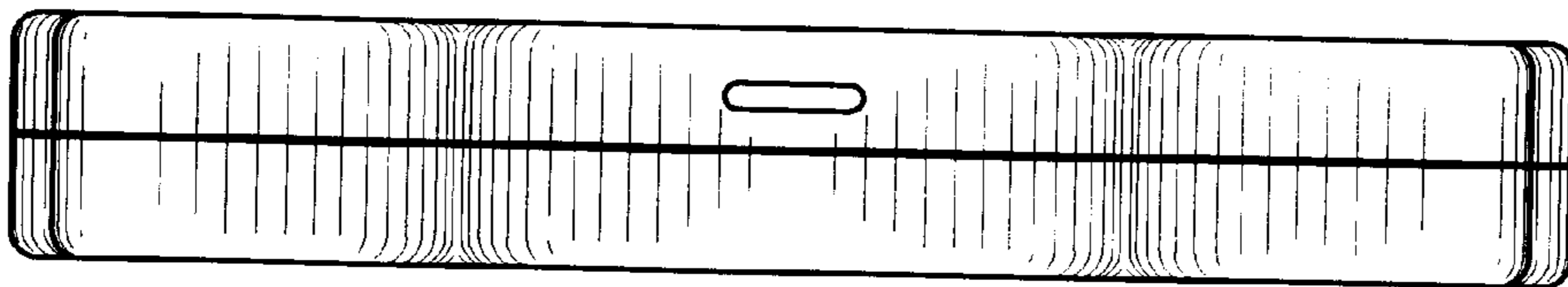


FIG. 6

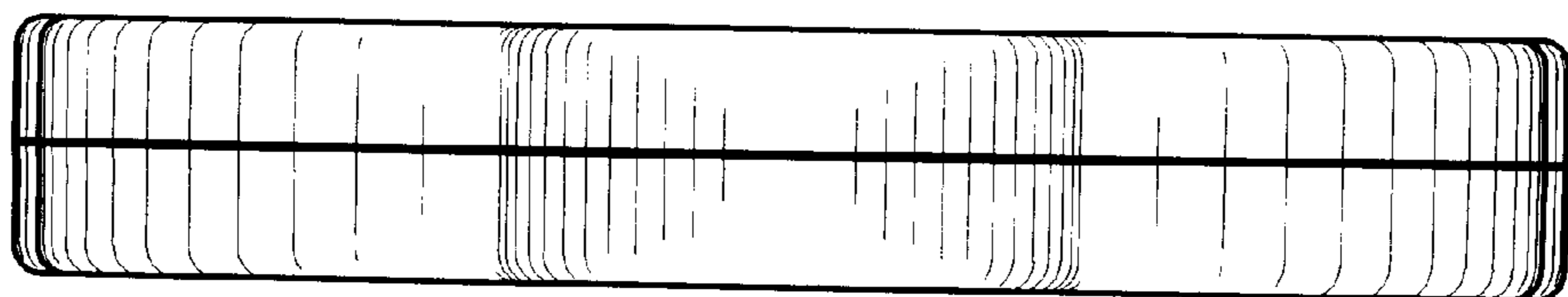


FIG. 7

