



US00D437249S

(12) **United States Design Patent**  
**Cabarbaye**

(10) **Patent No.:** **US D437,249 S**

(45) **Date of Patent:** **\*\* Feb. 6, 2001**

(54) **RING**

(75) **Inventor:** **Anne Cabarbaye**, Fontenay Sous Bois (FR)

(73) **Assignee:** **Cartier International B.V.**, Amsterdam (NL)

(\*\*) **Term:** **14 Years**

(21) **Appl. No.:** **29/114,563**

(22) **Filed:** **Nov. 29, 1999**

(30) **Foreign Application Priority Data**

May 31, 1999 (XH) ..... DM/048 259

(51) **LOC (7) Cl.** ..... **11-01**

(52) **U.S. Cl.** ..... **D11/26**

(58) **Field of Search** ..... D11/26-39; 63/15, 63/15.1-15.4, 15.45, 15.65, 15.7-15.8, 26-28

(56) **References Cited**

**U.S. PATENT DOCUMENTS**

D. 55,650 \* 7/1920 Sanborn ..... D11/27

D. 113,692	*	3/1939	Wittmayer	.....	D22/26
D. 143,590	*	1/1946	Grun	.....	D11/26
D. 225,441	*	12/1972	Thompson	.....	D11/30
D. 268,013	*	2/1983	Stimmler	.....	D11/27
283,574	*	8/1883	Cottle	.....	D11/27
D. 291,664	*	9/1987	Kelman	.....	D11/27
D. 340,421	*	10/1993	Bulgari	.....	D11/27
4,102,480	*	7/1978	O'Beirne-Ranelagh	.....	D11/28

\* cited by examiner

*Primary Examiner*—Cathy Anne MacCormac

(74) *Attorney, Agent, or Firm*—Oliff & Berridge, PLC



(57) **CLAIM**

The ornamental design for a ring, as shown and described.

**DESCRIPTION**

FIG. 1 is a top view of the ring,  
FIG. 2 is a side elevational view thereof,  
FIG. 3 is a side elevational view thereof,  
FIG. 4 is a bottom view thereof,  
FIG. 5 is a front elevational view thereof; and,  
FIG. 6 is a rear view thereof.

**1 Claim, 1 Drawing Sheet**






FIG. 1

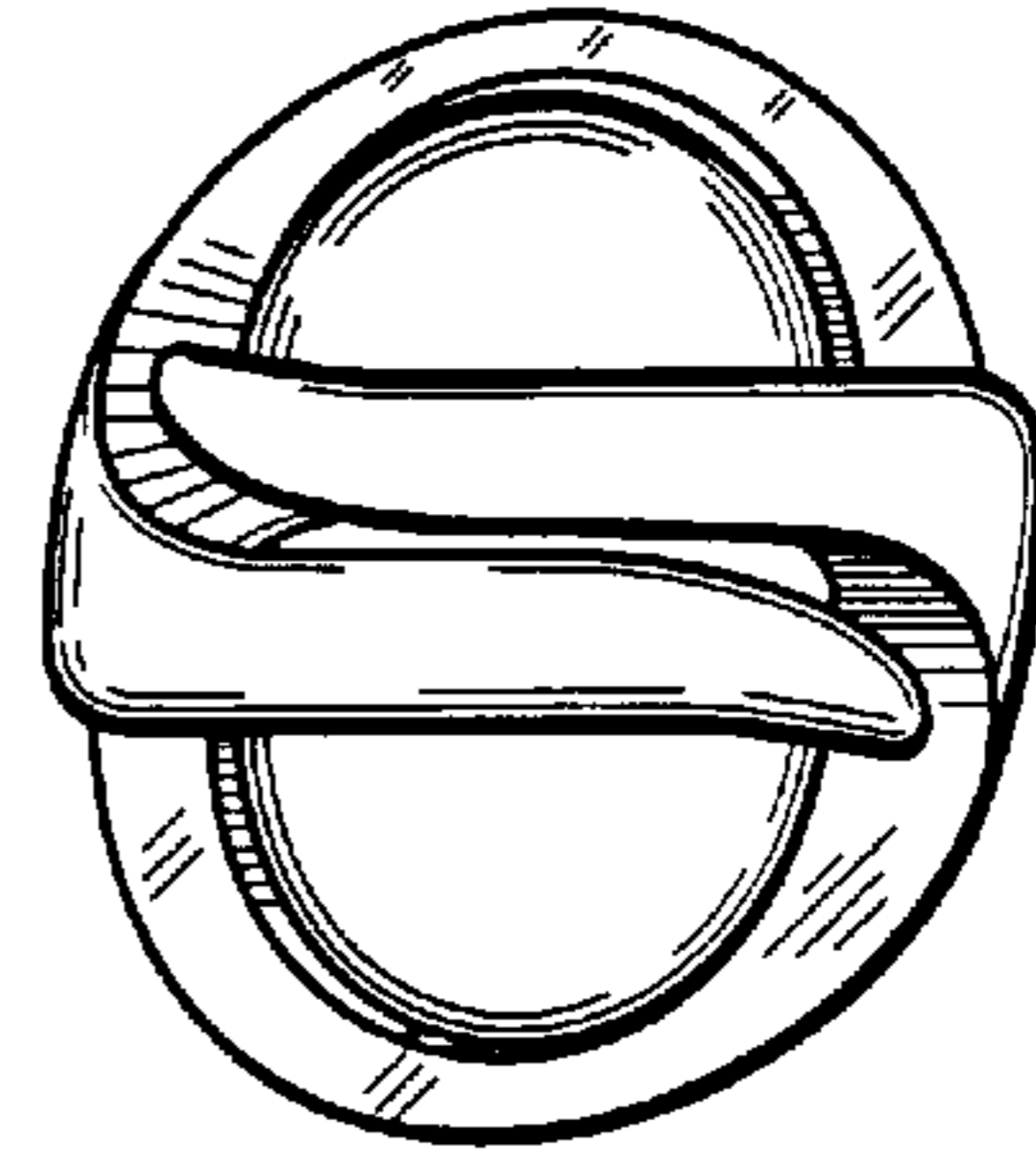


FIG. 4




FIG. 5

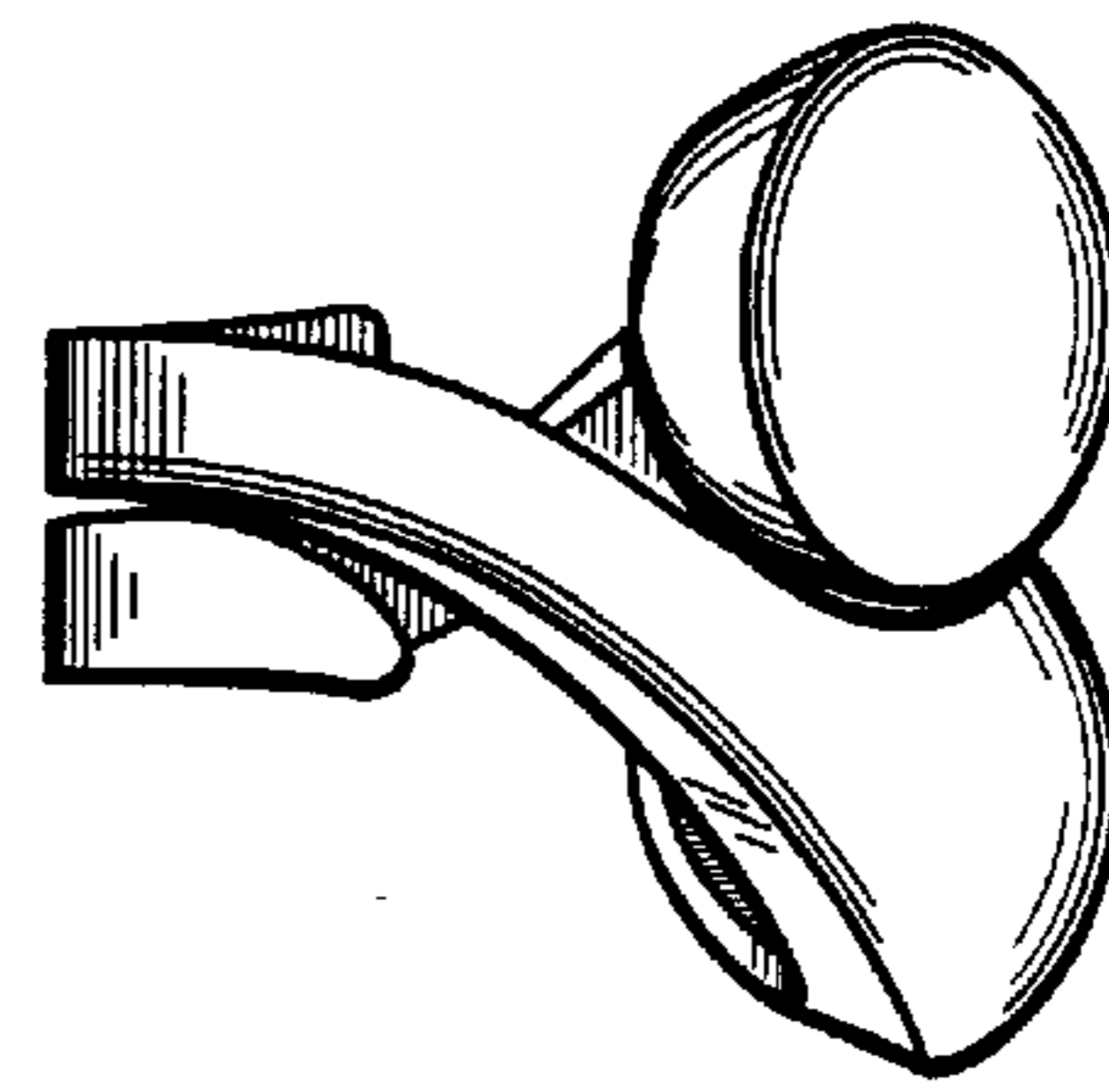


FIG. 6

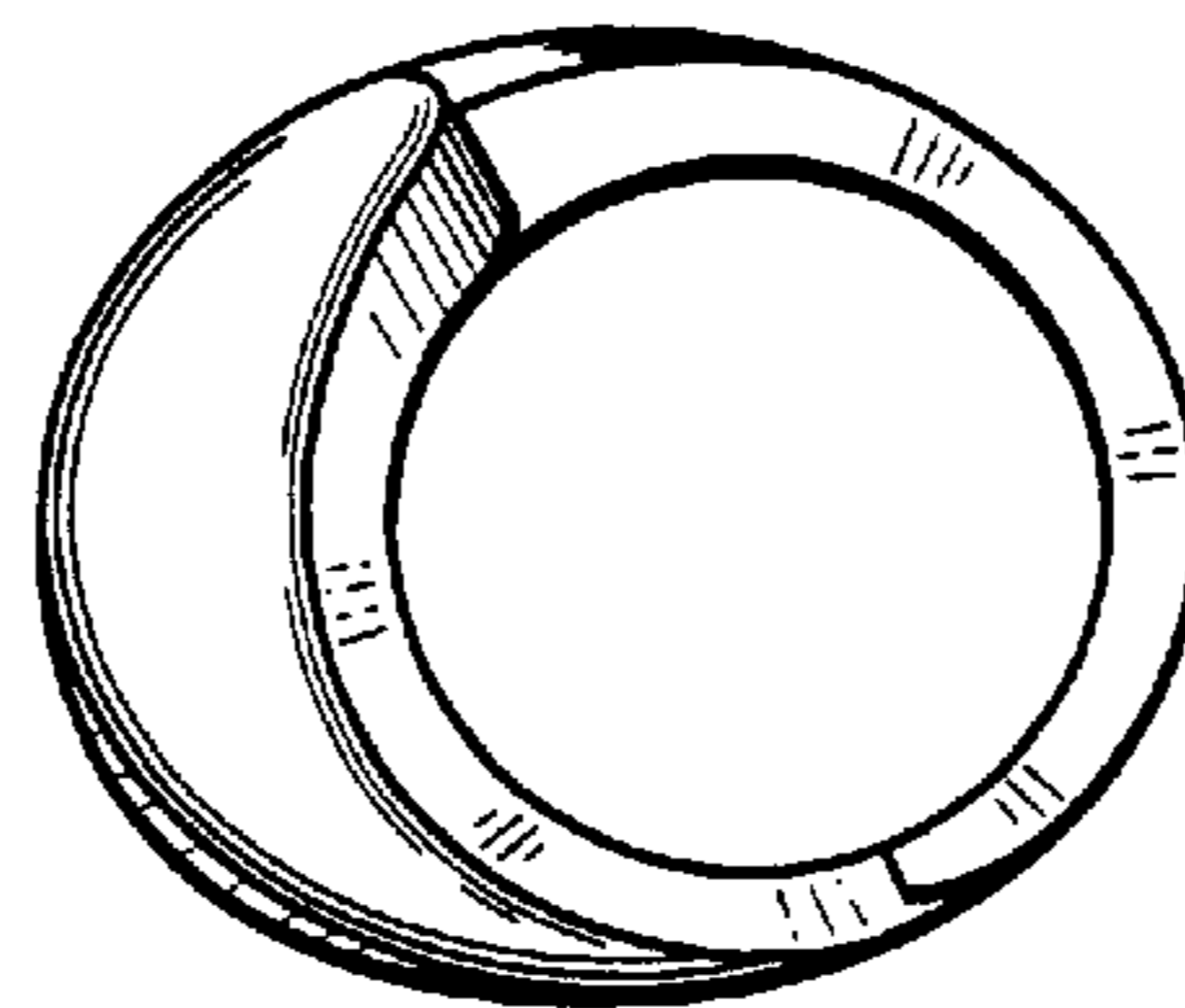


FIG. 2

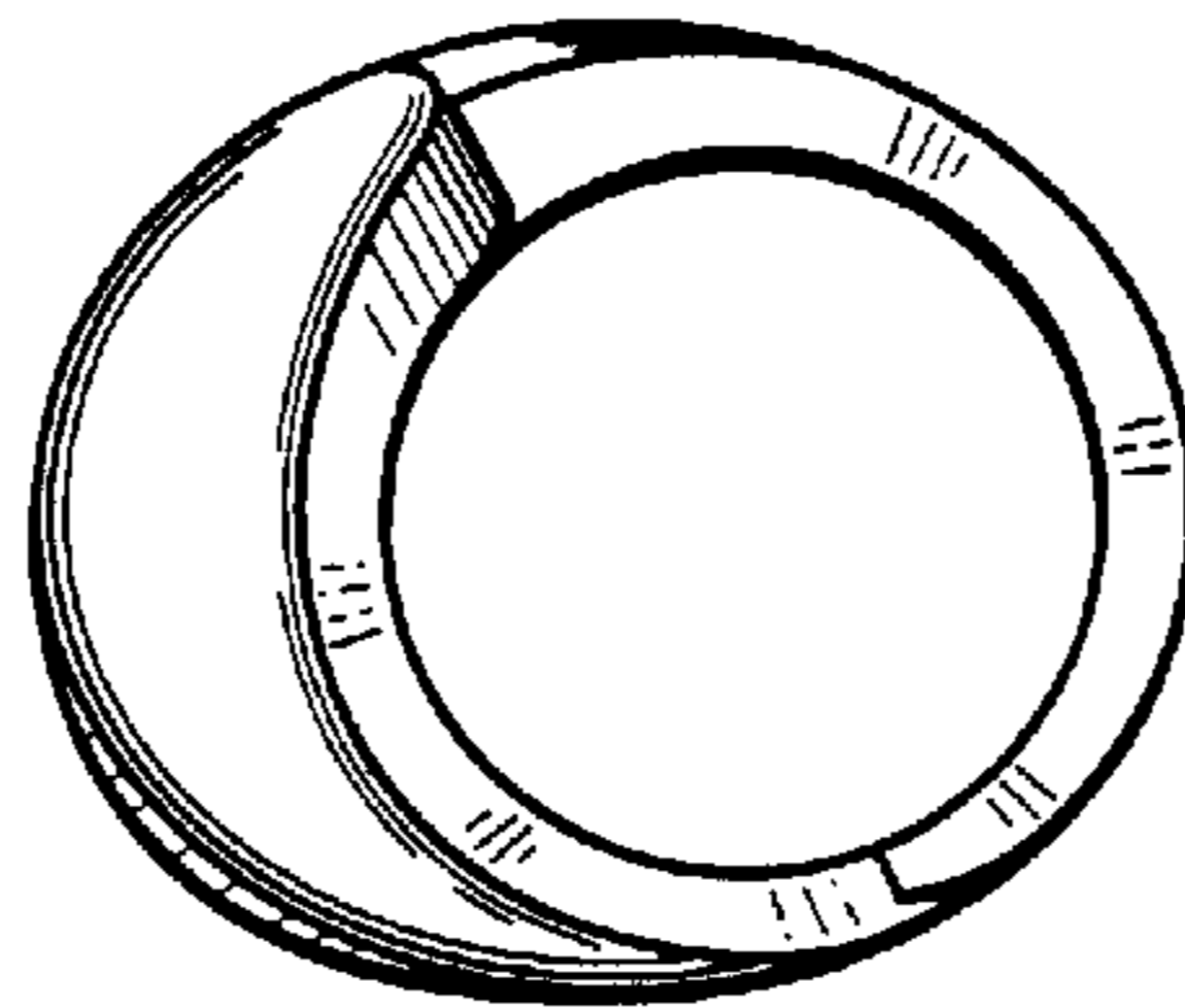


FIG. 3