



US00D437247S

(12) **United States Design Patent**  
**Versace**

(10) **Patent No.:** **US D437,247 S**

(45) **Date of Patent:** **\*\* Feb. 6, 2001**

(54) **RING**

(75) **Inventor:** **Donatella Versace, Milan (IT)**

(73) **Assignee:** **Gianni Versace SpA, Milan (IT)**

(\*\*) **Term:** **14 Years**

(21) **Appl. No.:** **29/113,022**

(22) **Filed:** **Oct. 28, 1999**

(30) **Foreign Application Priority Data**

Apr. 28, 1999 (WO) ..... MI9900246

(51) **LOC (7) Cl.** ..... **11-01**

(52) **U.S. Cl.** ..... **D11/26**

(58) **Field of Search** ..... D11/26-39; 63/15,  
63/15.1-15.4, 15.45, 15.65, 15.7-15.8,  
26-28

(56) **References Cited**

**U.S. PATENT DOCUMENTS**

D. 14,967 \* 4/1884 Huestis ..... D11/35

D. 71,457 \* 11/1926 Herzog ..... D11/35

D. 84,285 \* 6/1931 Gross ..... D11/35  
D. 182,342 \* 3/1958 Schreiber ..... D11/35  
D. 231,853 \* 6/1974 Mechanic ..... D11/34  
D. 298,422 \* 11/1988 Messa ..... D11/38  
D. 317,421 \* 6/1991 Meyrowitz ..... D11/35

\* cited by examiner

*Primary Examiner*—Cathy Anne MacCormac

(74) *Attorney, Agent, or Firm*—Marguerite Del Valle

(57) **CLAIM**

I claim the ornamental design for the ring, as shown and described.

**DESCRIPTION**

FIG. 1 is a front perspective view of the new ornamental ring of the present invention.


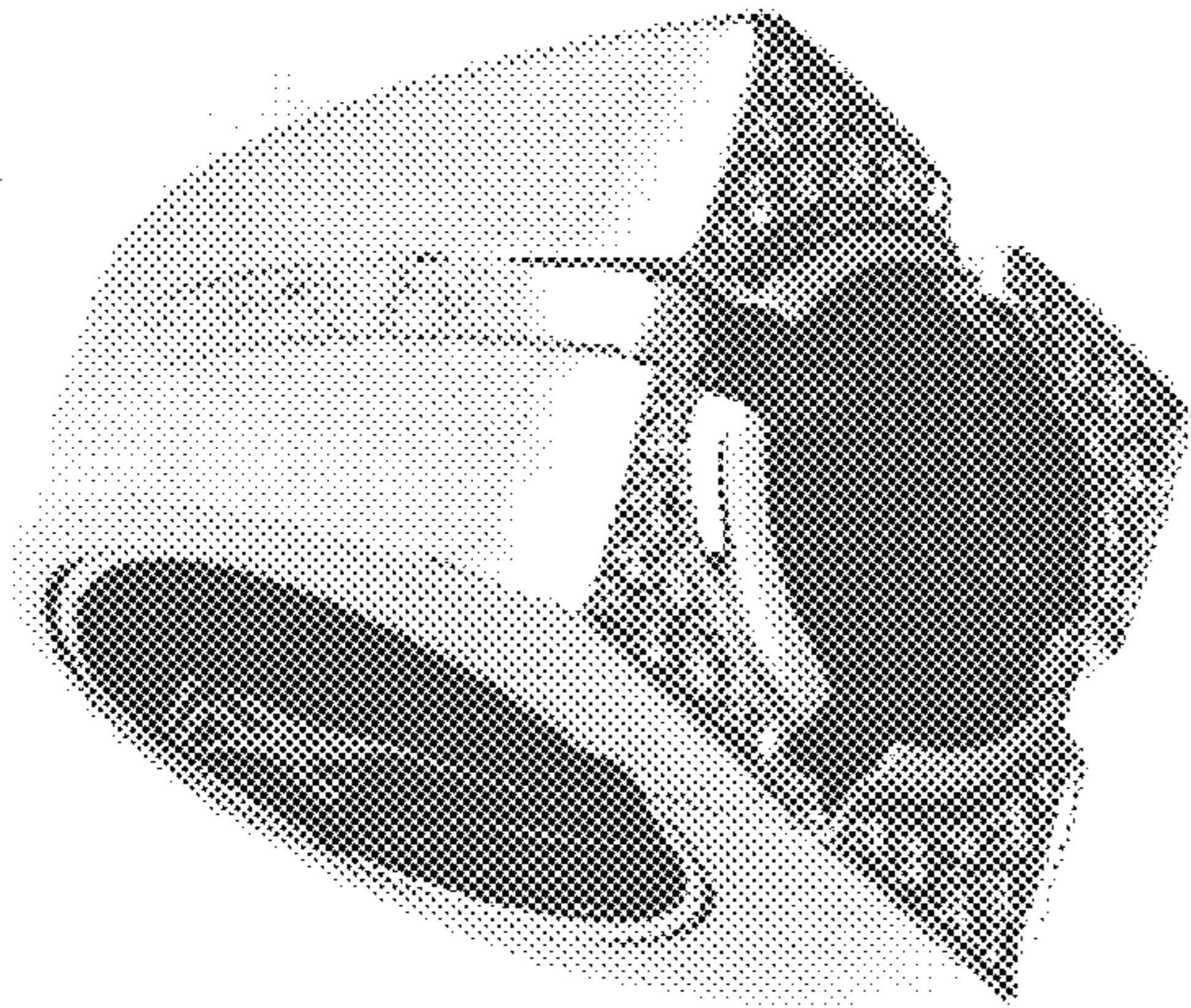
FIG. 2 is a front view thereof.

FIG. 3 is a right side view of which the left side is a mirror image thereof.

FIG. 4 is a back view thereof; and,

FIG. 5 is a top view, of which the bottom is a mirror image thereof.

**1 Claim, 3 Drawing Sheets**






Fig. 1




Fig. 2

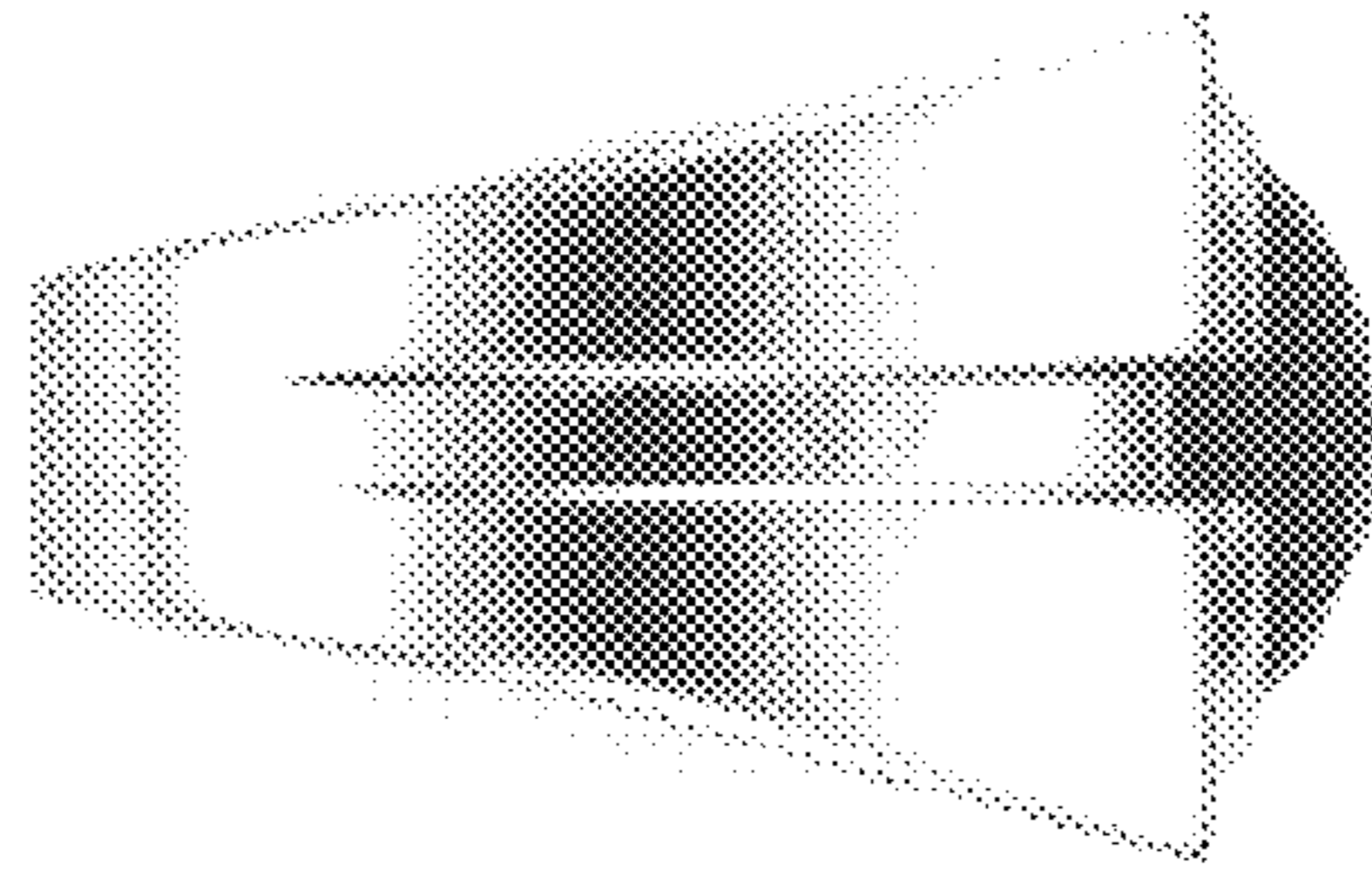


Fig. 3




Fig. 4




Fig. 5