



US00D437232S

(12) **United States Design Patent**
Jones

(10) **Patent No.:** **US D437,232 S**

(45) **Date of Patent:** **** Feb. 6, 2001**

(54) **COMBINED CONTAINER AND CAP**

(75) **Inventor:** **Teleri Ann Jones, London (GB)**

(73) **Assignee:** **Chesebrough-Pond's USA Co.**
division of Conopco, Inc., Greenwich,
CT (US)

(**) **Term:** **14 Years**

(21) **Appl. No.:** **29/066,838**

(22) **Filed:** **Mar. 3, 1997**

(30) **Foreign Application Priority Data**

Sep. 5, 1996 (GB) 2059038

(51) **LOC (7) Cl.** **09-01**

(52) **U.S. Cl.** **D9/539; D9/435; D9/544;**
D9/570

(58) **Field of Search** **D9/544, 545, 571,**
D9/572-575, 557, 570, 435, 539-543; 215/382,
383, 384, 400

(56) **References Cited**

U.S. PATENT DOCUMENTS

D. 82,653 * 12/1930 Barbas D9/573

D. 87,342 * 7/1932 Guerlain D9/545
D. 106,138 * 9/1937 Key D9/571 X
D. 316,224 * 4/1991 Gray et al. D9/435 X
D. 363,431 * 10/1995 Mansau D9/557
D. 369,980 * 5/1996 Dinand D9/571 X
D. 372,676 * 8/1996 Desgrippes D9/545 X

* cited by examiner

Primary Examiner—Lucy Lieberman

(74) *Attorney, Agent, or Firm*—Milton L. Honig

(57) **CLAIM**

The ornamental design for a combined container and cap, as shown and described.

DESCRIPTION

FIG. 1 is the front perspective view from above and one side;
FIG. 2 is a bottom plan view;
FIG. 3 is a right side elevation, the left side elevation is the same; and,
FIG. 4 is the rear view.

1 Claim, 1 Drawing Sheet

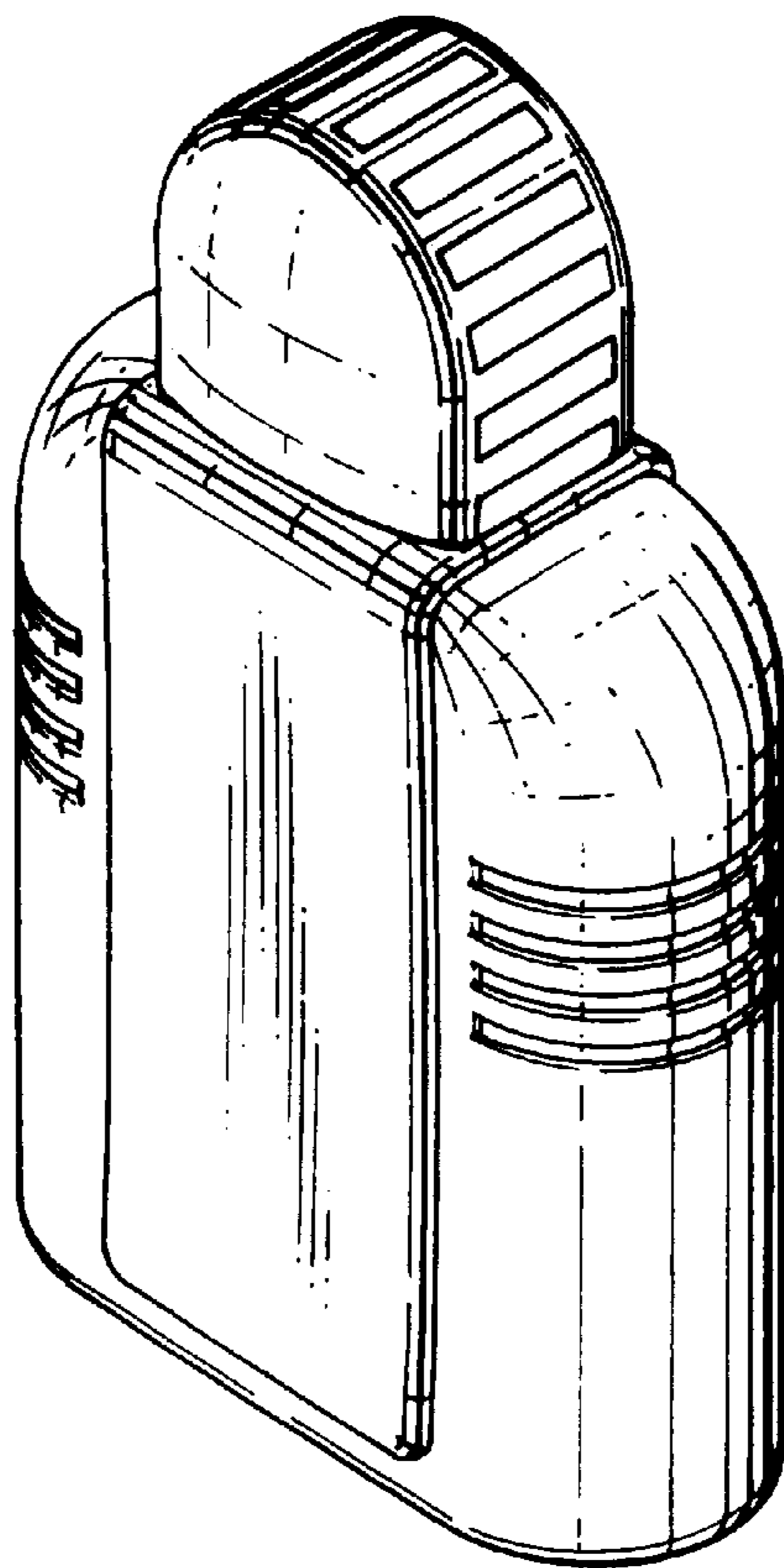


Fig.1.

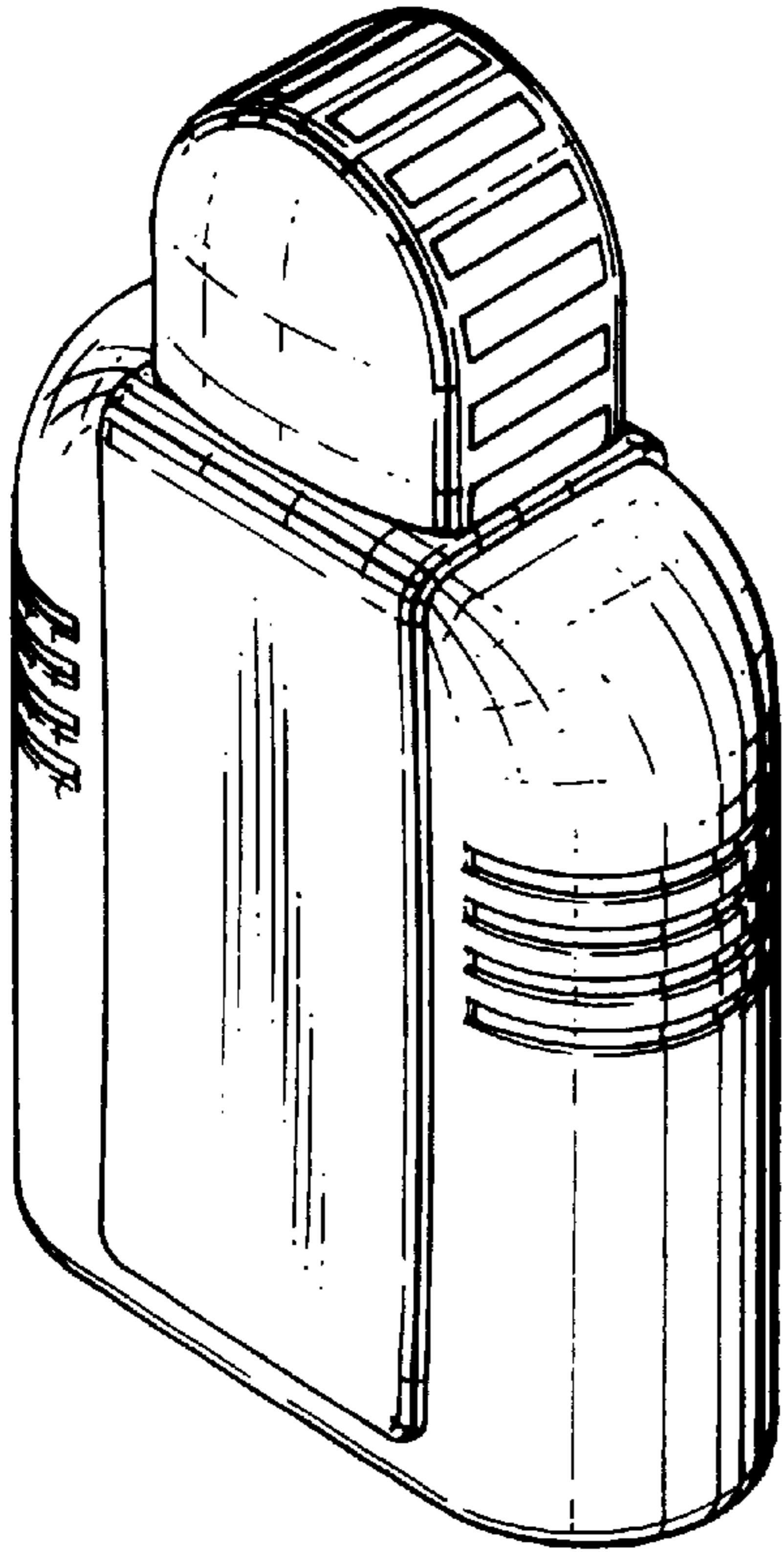


Fig.2.




Fig.3.

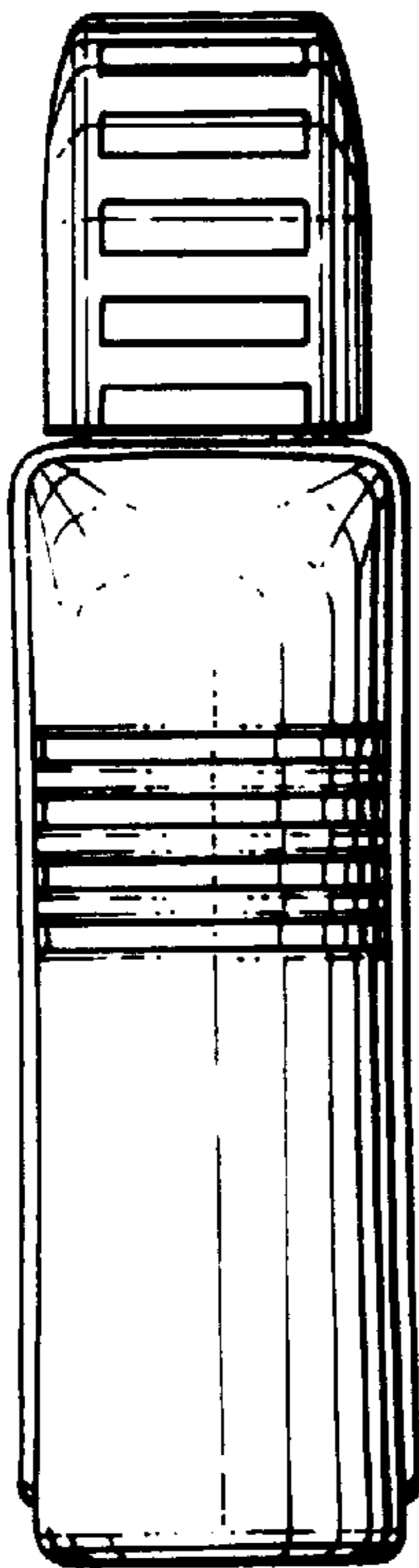


Fig.4.

