



US00D437228S

(12) **United States Design Patent**
Collins

(10) **Patent No.:** **US D437,228 S**

(45) **Date of Patent:** **** Feb. 6, 2001**

(54) **CLOSURE**

(75) **Inventor:** **Malcolm George Collins, Wantage (GB)**

(73) **Assignee:** **Crown Cork & Seal Technologies Corporation, Alsip, IL (US)**

(**) **Term:** **14 Years**

(21) **Appl. No.:** **29/115,443**

(22) **Filed:** **Dec. 15, 1999**

(30) **Foreign Application Priority Data**

Jul. 17, 1999 (GB) 2085028

(51) **LOC (7) Cl.** **09-07**

(52) **U.S. Cl.** **D9/453**

(58) **Field of Search** D9/434, 435, 436,
D9/452, 453, 454; 215/209, 250, 252, 253,
256, 328, 329, 318; 220/254, 266, 276,
288

(56) **References Cited**

U.S. PATENT DOCUMENTS

D. 113,394 * 2/1939 Piluso D9/453

D. 272,324 * 1/1984 Mumford et al. D9/452
D. 315,507 3/1991 Ochs .
D. 318,804 8/1991 Ochs .
D. 359,682 * 6/1995 Miller D9/434
D. 389,062 * 1/1998 Ekkert et al. D9/453
D. 427,068 * 6/2000 Hierzer et al. D9/436
5,197,619 * 3/1993 Margaria 215/256
5,816,422 * 10/1998 Roig 215/209
5,927,535 * 7/1999 Goth 220/254

* cited by examiner

Primary Examiner—Cathron Brooks

(74) *Attorney, Agent, or Firm*—Diller, Ramik & Wight, PC

(57) **CLAIM**

The ornamental design for a closure, as shown and described.

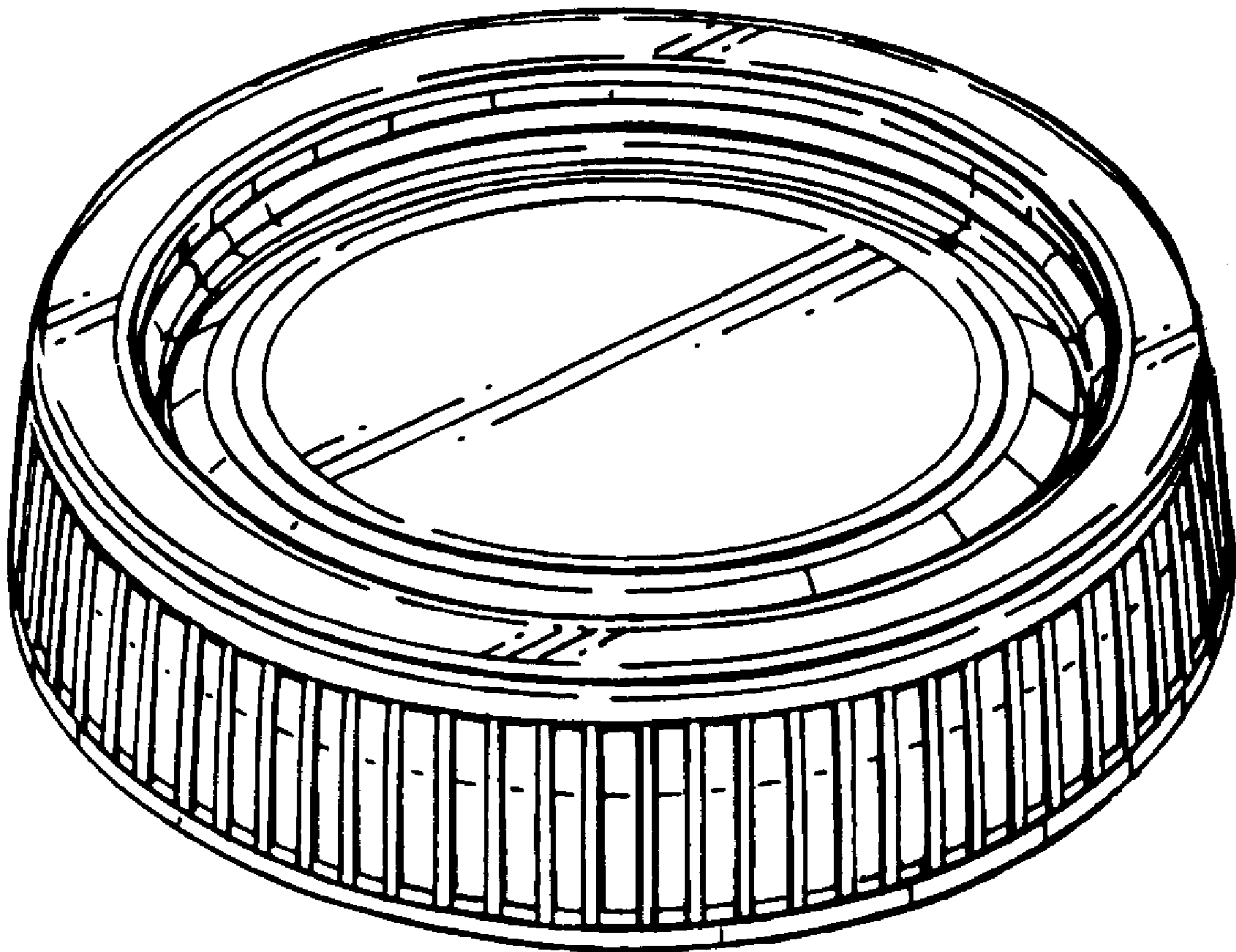
DESCRIPTION

FIG. 1 is a top front perspective view of a closure showing my new design;

FIG. 2 is a top plan view thereof; and,

FIG. 3 is a side view, with all other sides being identical thereto.

1 Claim, 1 Drawing Sheet



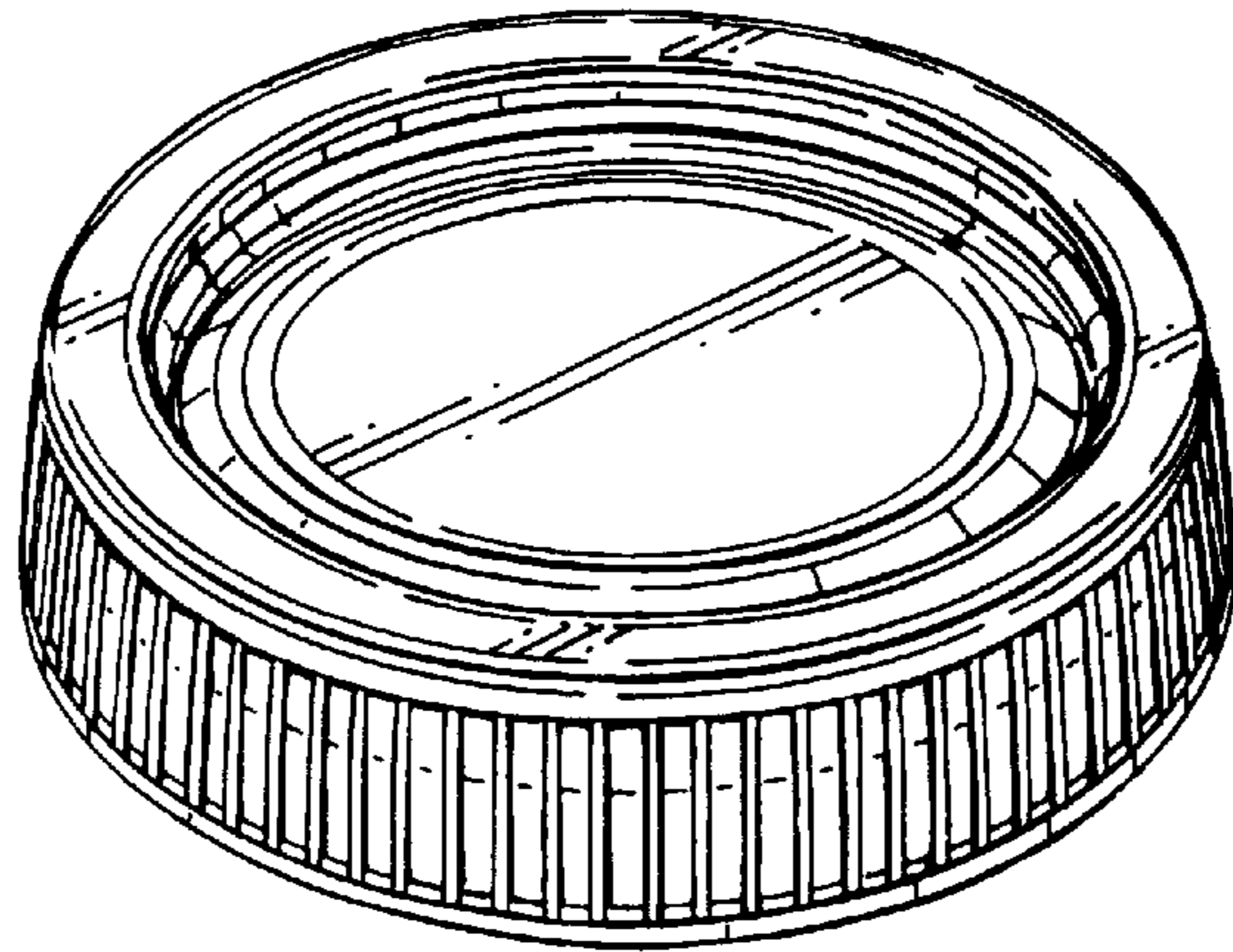


Fig. 1.

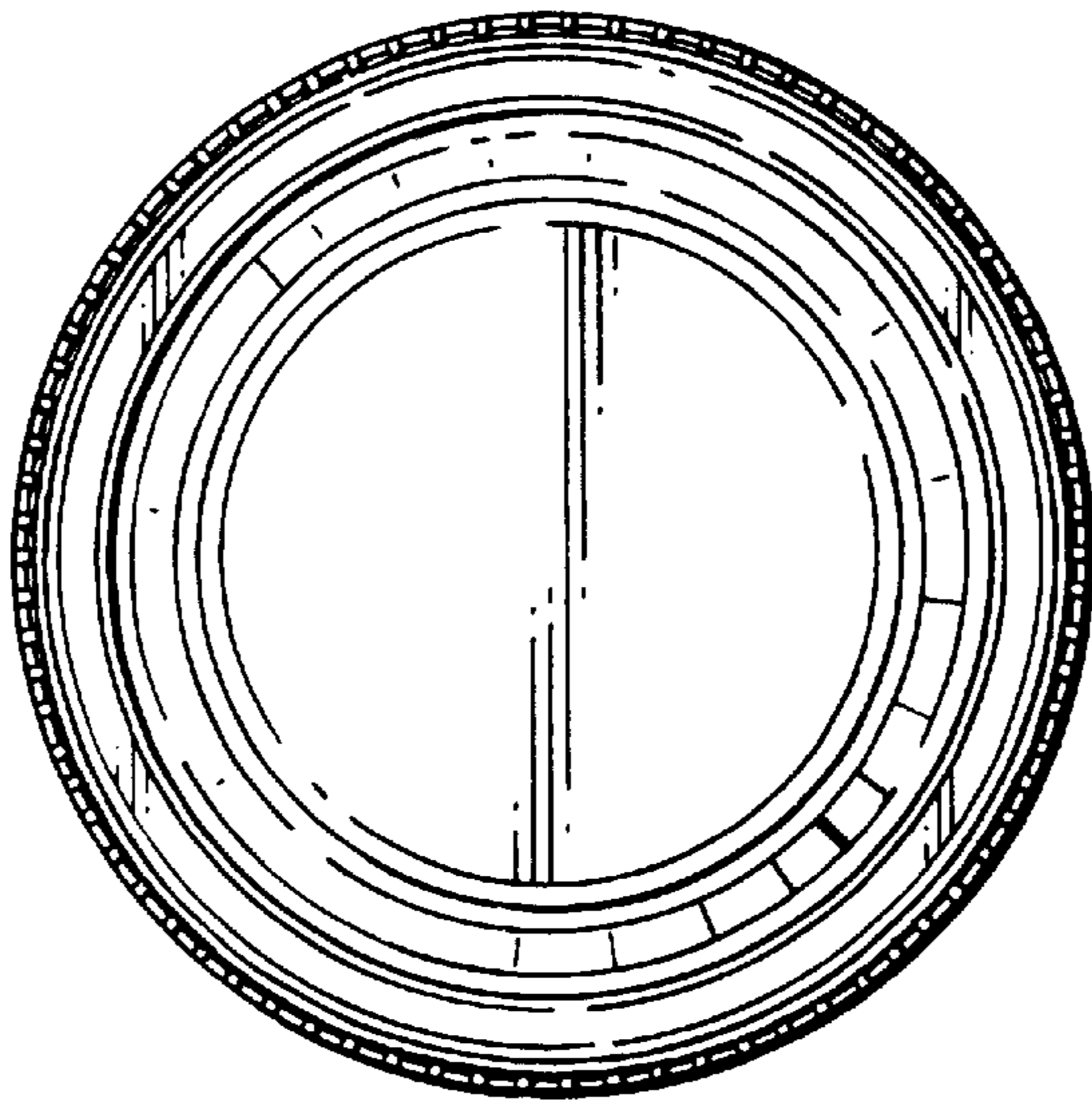


Fig. 2.




Fig. 3.