



US00D437212S

(12) **United States Design Patent**
Adachi et al.

(10) **Patent No.:** **US D437,212 S**

(45) **Date of Patent:** **** Feb. 6, 2001**

(54) **COMBINED SPRAY BOTTLE AND CAP**
(75) Inventors: **Kazuhiko Adachi; Yuji Uneno**, both of
Tokyo (JP)

(73) Assignee: **Shiseido Co., Ltd.**, Tokyo (JP)

(**) Term: **14 Years**

(21) Appl. No.: **29/121,834**

(22) Filed: **Apr. 14, 2000**

(51) **LOC (7) Cl.** **09-01**

(52) **U.S. Cl.** **D9/300**

(58) **Field of Search** D9/300, 302, 504,
D9/510, 511, 512, 529; D28/91.1; 222/153.11,
153.12, 153.13, 153.14, 320, 321.1, 321.7,
321.8, 321.9; 239/333

(56) **References Cited**

U.S. PATENT DOCUMENTS

- D. 214,877 * 8/1969 Biallo et al. D9/529
- D. 272,006 * 12/1983 Geiger D9/300 X
- D. 318,610 * 7/1991 Nitta D9/300

- D. 338,828 * 8/1993 Segati D9/300
- D. 400,783 * 11/1998 Mourgues D9/300

* cited by examiner

Primary Examiner—Cathron Brooks

(74) *Attorney, Agent, or Firm*—Kanesaka & Takeuchi

(57) **CLAIM**

The ornamental design for a combined spray bottle and cap,
as shown and described.

DESCRIPTION

FIG. 1 is a front view of a combined spray bottle and cap
showing our new design, the rear view being symmetrical to
the front view;

FIG. 2 is a left side view thereof;


FIG. 3 is a right side view thereof;

FIG. 4 is a top plan view thereof;

FIG. 5 is a bottom plan view thereof, showing a shallow
concavity that is recessed approximately $\frac{1}{100}$ of the overall
height of the combined spray bottle and cap; and,

FIG. 6 is a perspective view thereof.

1 Claim, 5 Drawing Sheets



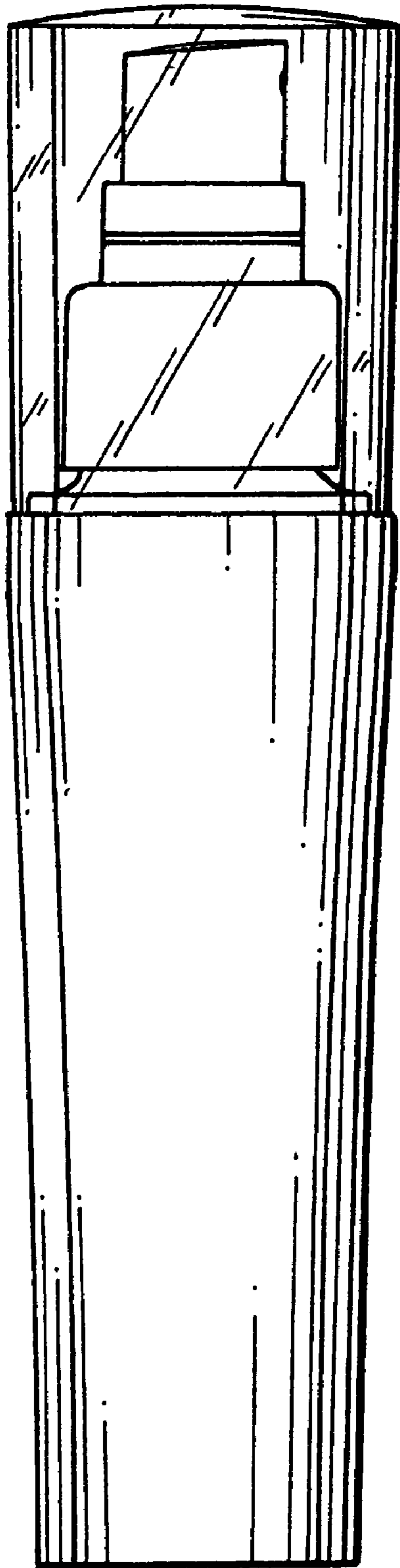


FIG. 1




FIG. 2




FIG. 3

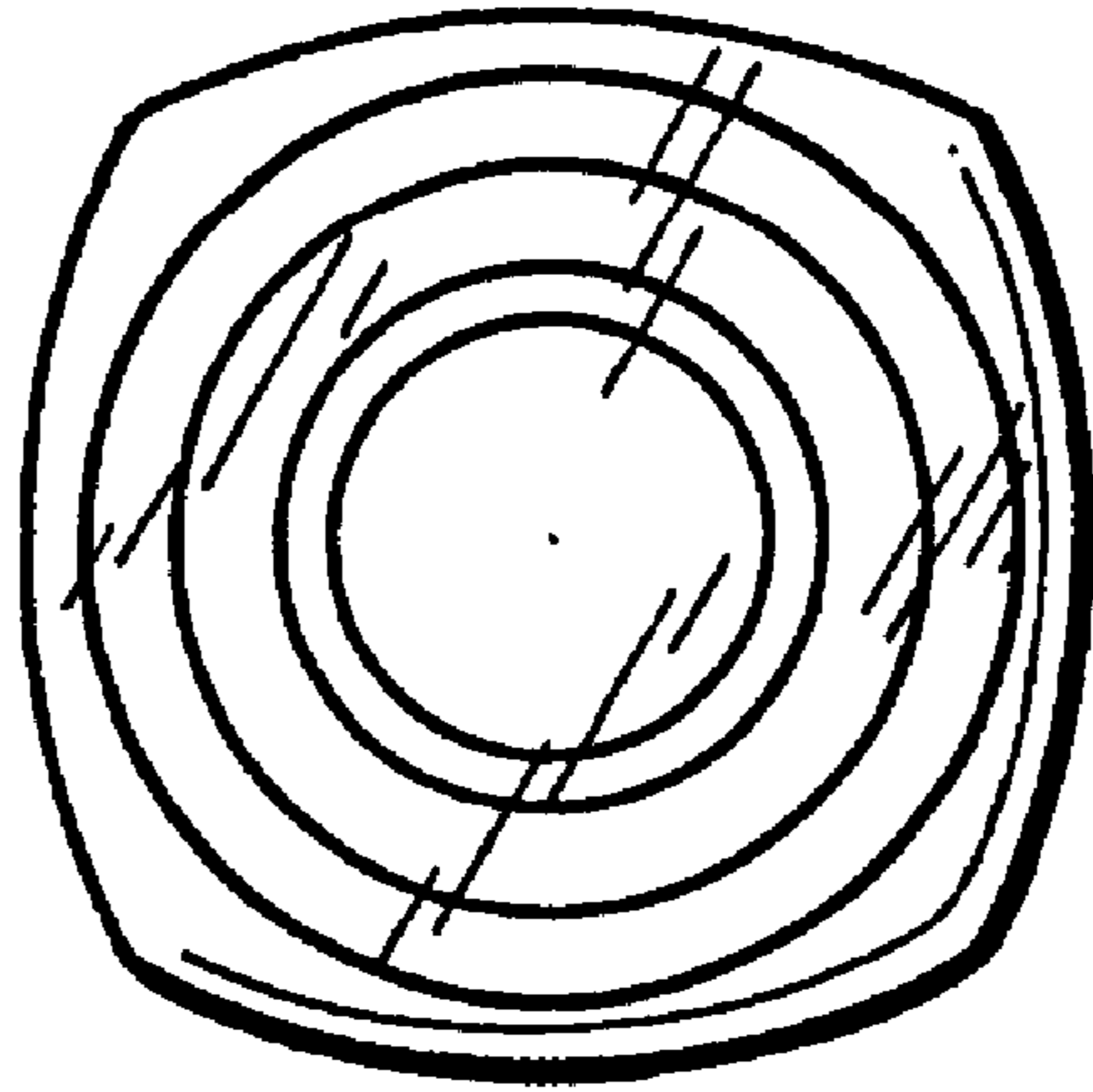


FIG. 4

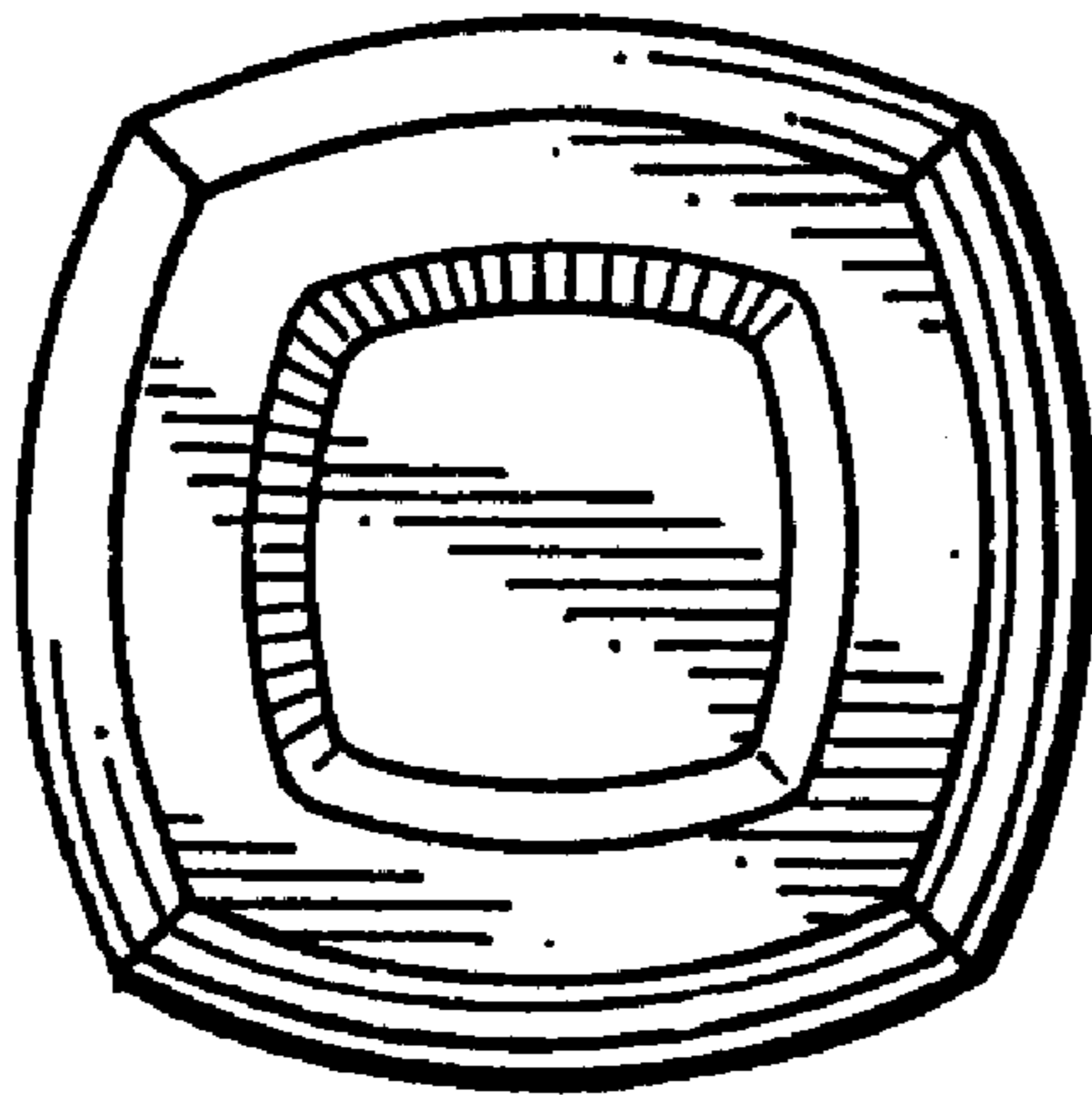


FIG. 5




FIG. 6