



US00D437208S

(12) **United States Design Patent**
Snell

(10) **Patent No.:** **US D437,208 S**

(45) **Date of Patent:** **** *Feb. 6, 2001**

(54) **SUPPORT RACK**

(75) **Inventor:** **Russel Benton Snell**, Shaker Heights, OH (US)

(73) **Assignee:** **InterDesign, Inc.**, Solon, OH (US)

(*) **Notice:** This patent is subject to a terminal disclaimer.

(**) **Term:** **14 Years**

(21) **Appl. No.:** **29/107,794**

(22) **Filed:** **Jul. 12, 1999**

(51) **LOC (7) Cl.** **08-05**

(52) **U.S. Cl.** **D8/372**

(58) **Field of Search** D8/372; D6/552, D6/553, 315, 327, 567; 211/113, 87

(56) **References Cited**

U.S. PATENT DOCUMENTS

- D. 34,820 * 7/1901 Christmann D8/372
- D. 168,850 * 2/1953 Monroe D6/552
- D. 253,737 * 12/1979 Brink D6/552

- D. 275,629 * 9/1984 Einhorn D8/372
- D. 304,984 * 12/1989 French D8/552
- 4,508,229 * 4/1985 Yost, Jr. 211/70.5

* cited by examiner

Primary Examiner—Holly Baynham

(74) *Attorney, Agent, or Firm*—D. Peter Hochberg; William H. Holt; Michael J Corrigan

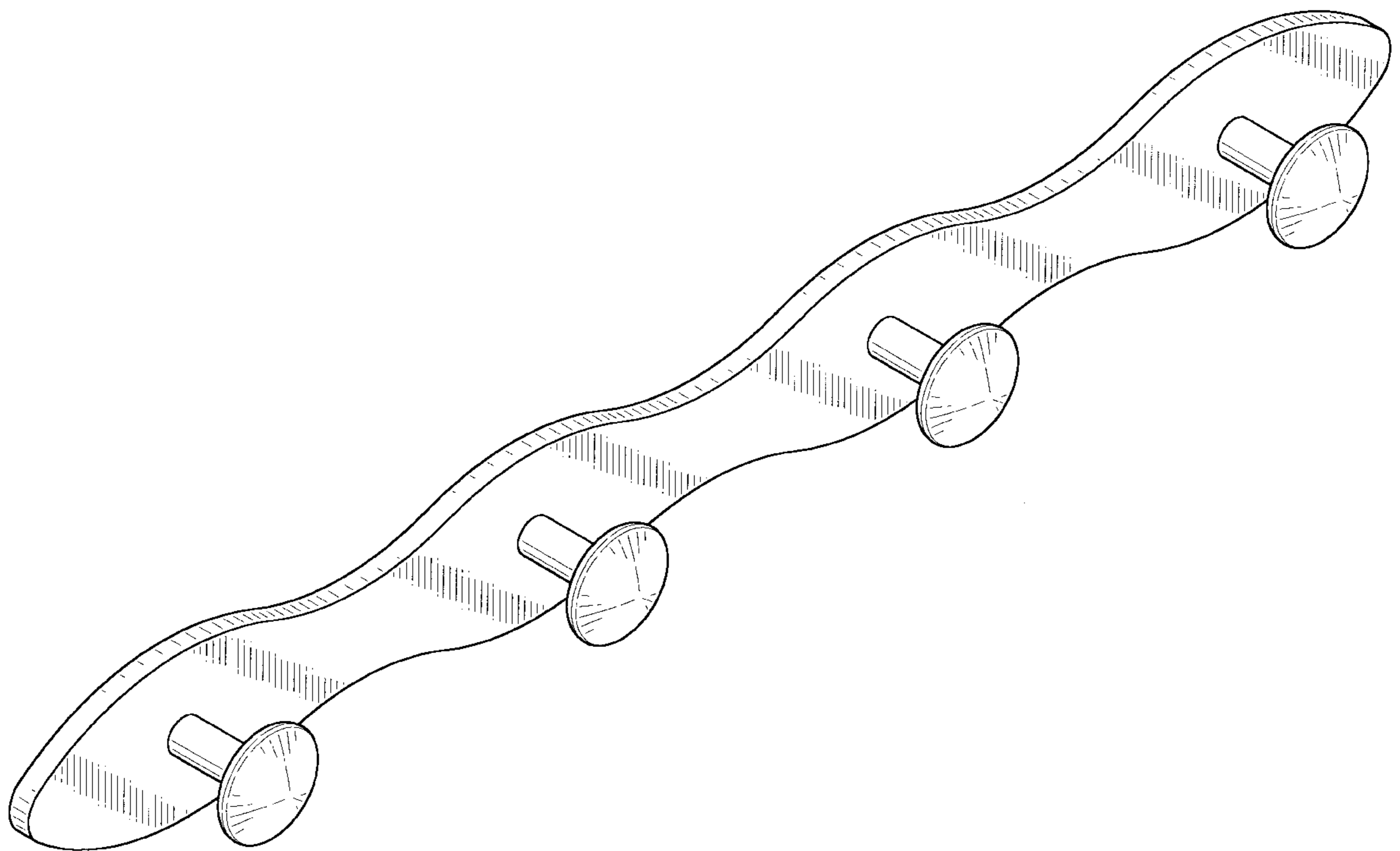
(57) **CLAIM**

The ornamental design for a support rack, as shown and described.

DESCRIPTION

FIG. 1 is a perspective view of the support rack according to the invention;
 FIG. 2 is a top or bottom view of the support rack as shown in FIG. 1;
 FIG. 3 is a front view of the support rack as shown in FIG. 1;
 FIG. 4 is a back view of the support rack as shown in FIG. 1; and,
 FIG. 5 is a side view of the support rack as shown in FIG. 1.

1 Claim, 2 Drawing Sheets



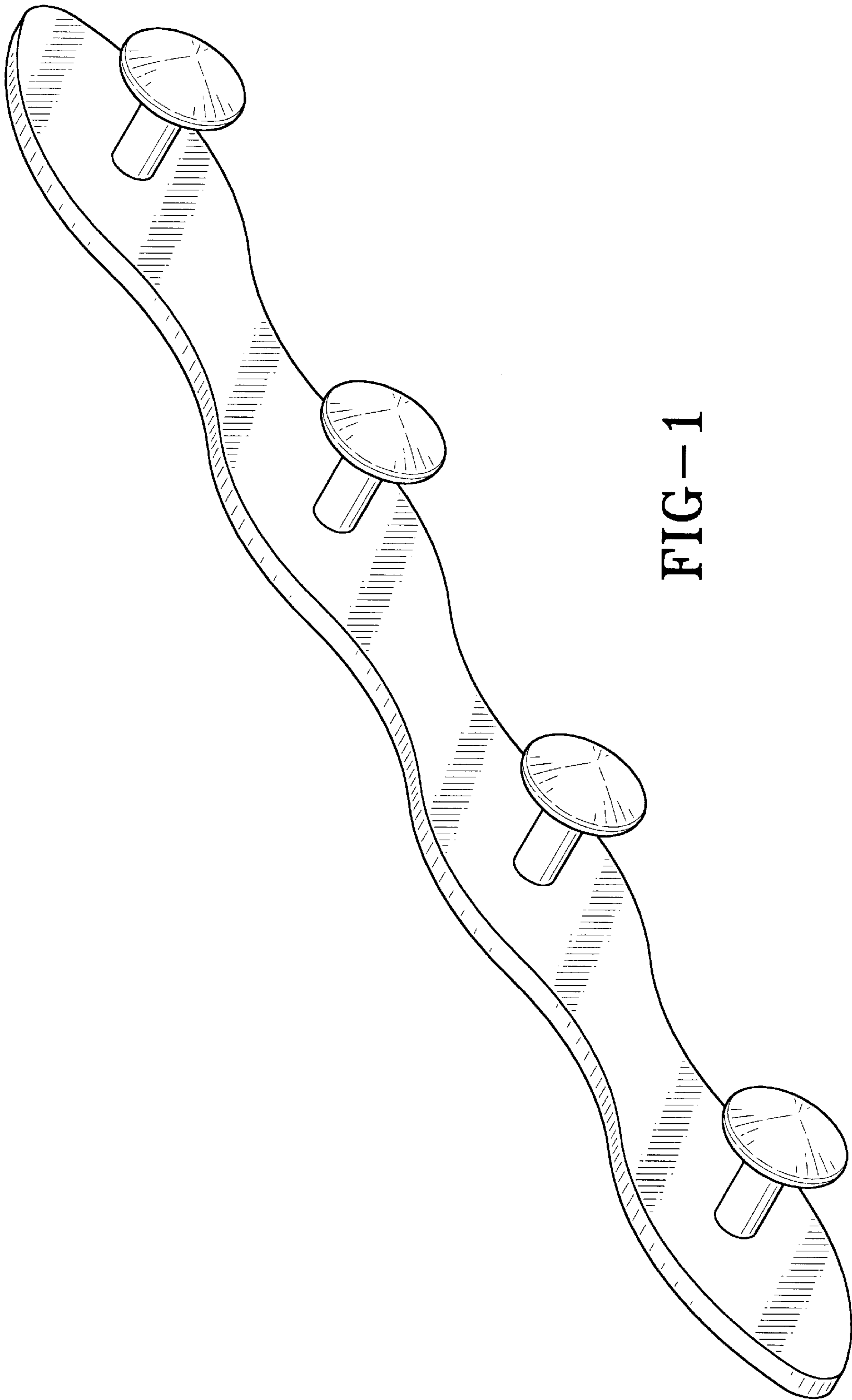


FIG-1

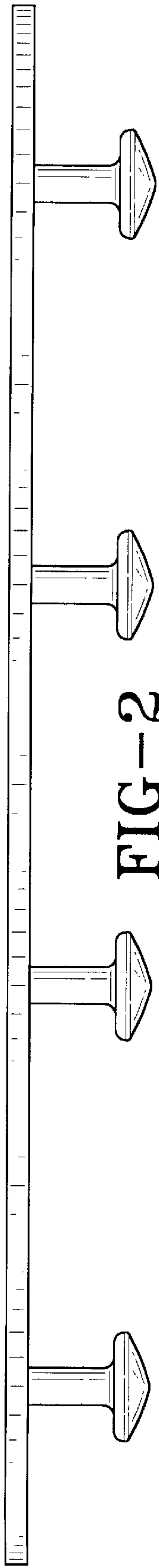


FIG-2

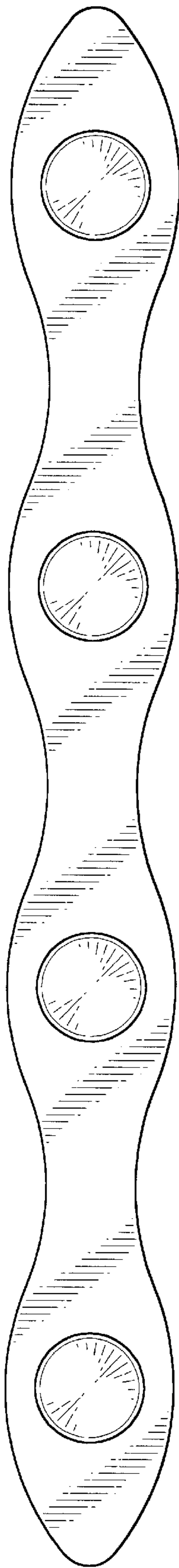


FIG-3

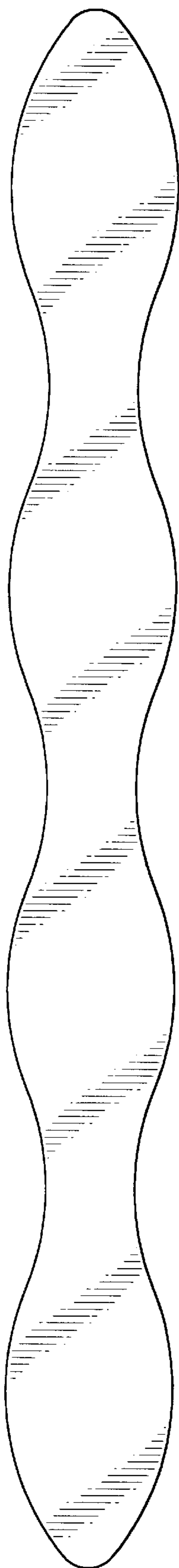


FIG-4

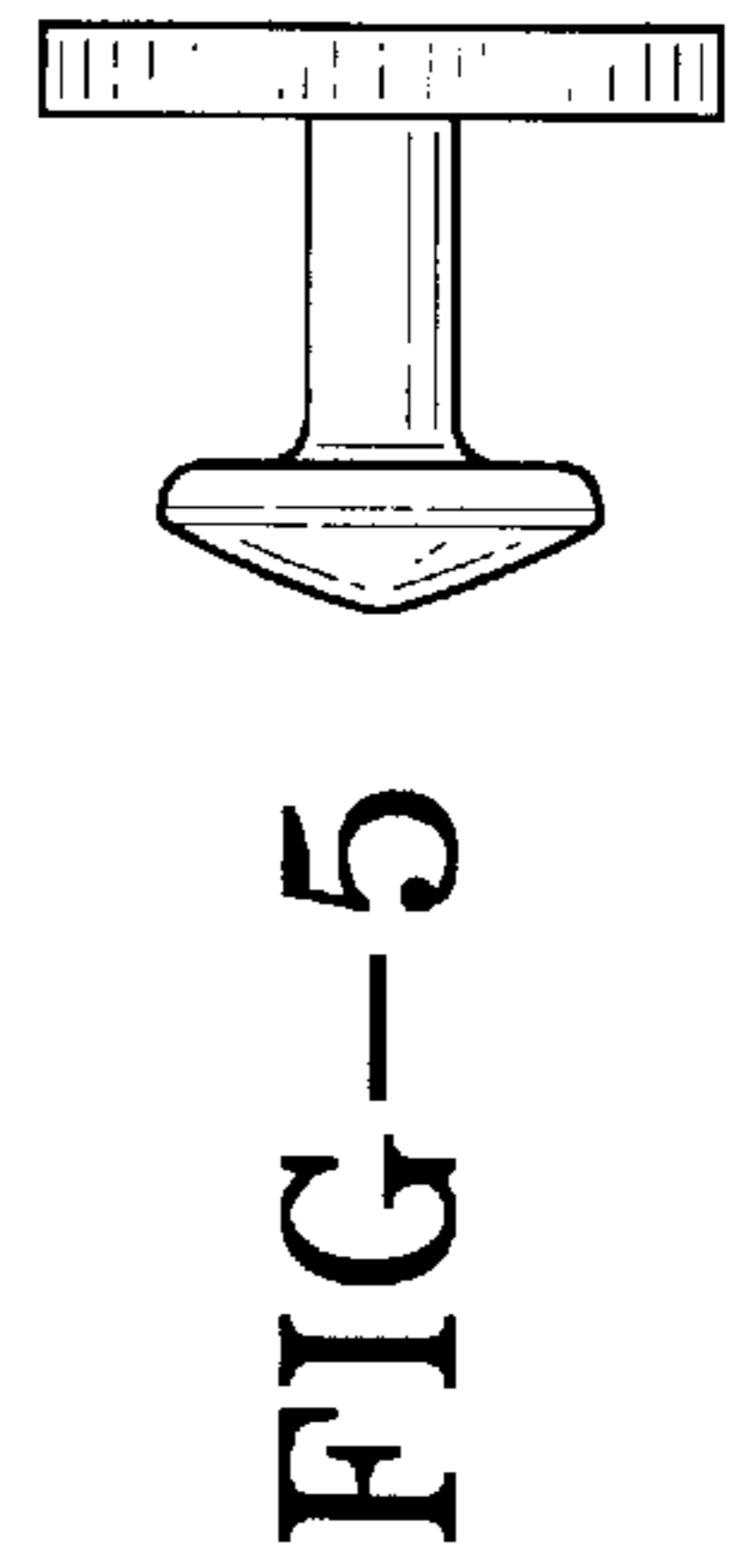


FIG-5