



US00D437205S

(12) **United States Design Patent**
Mochizuki

(10) **Patent No.:** **US D437,205 S**

(45) **Date of Patent:** **** Feb. 6, 2001**

(54) **SHOWER CURTAIN SPACER**

(76) Inventor: **Yasuhiro Mochizuki**, 124-95 Aoyagi Sayama, Saitama, 350 1301 (JP)

(**) Term: **14 Years**

(21) Appl. No.: **29/124,464**

(22) Filed: **Jun. 6, 2000**

(51) **LOC (7) Cl.** **08-05**

(52) **U.S. Cl.** **D8/354**

(58) **Field of Search** D8/349, 354, 363;
248/205.4, 205.6, 206.2, 206.3, 206.4; 4/576.1,
609; 211/87.01

(56) **References Cited**

U.S. PATENT DOCUMENTS

D. 416,785	*	11/1999	Ming-Hsiao	D8/363
D. 420,275	*	2/2000	Hampshire	D8/354
2,936,148	*	5/1960	Gralewicz	248/308
3,098,240	*	7/1963	Fleenor	4/576.1
5,217,123	*	6/1993	Riley et al.	211/87.01
6,049,920	*	4/2000	Mochizuki	4/609

* cited by examiner

Primary Examiner—Holly Baynham

(74) *Attorney, Agent, or Firm*—Larson & Larson. PA; James E. Larson

(57) **CLAIM**

The ornamental design for a shower curtain spacer, as shown and described.

DESCRIPTION

FIG. 1 is a left side view of a shower curtain spacer showing my novel design;

FIG. 2 is a right side view thereof;

FIG. 3 is a front side view thereof;

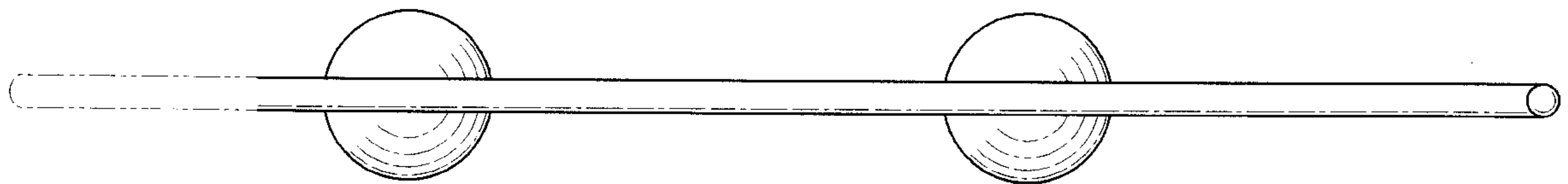
FIG. 4 is a back side view thereof;

FIG. 5 is a top plan view, the bottom plan view being identical thereof; and,

FIG. 6 is an alternate top plan view of a shower curtain spacer, of the present invention.

The broken lines shown in FIGS. 1–3, and FIG. 5, are for illustrative purposes only and form no part of the overall claimed design.

1 Claim, 4 Drawing Sheets



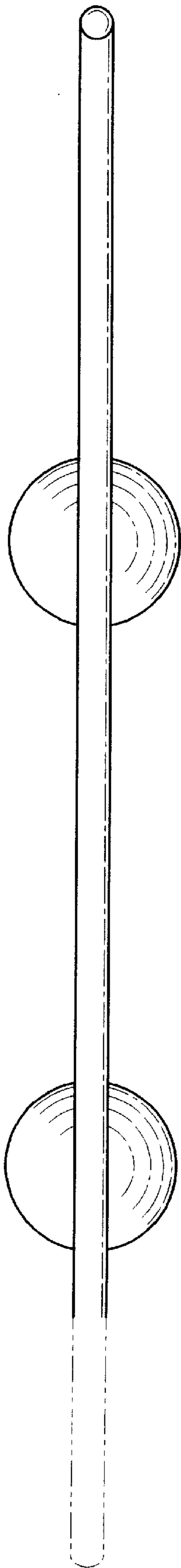


Fig. 1

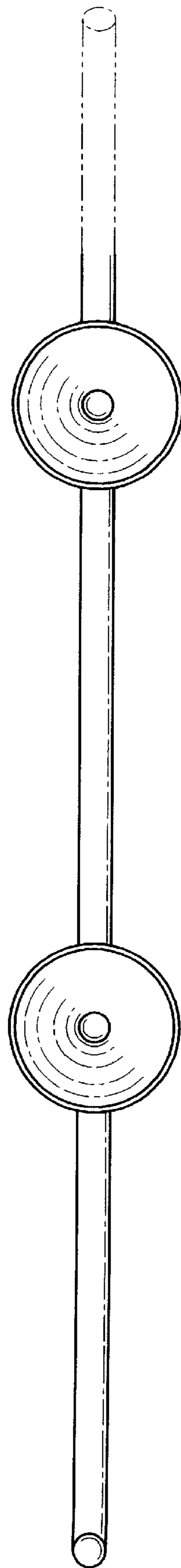


Fig. 2

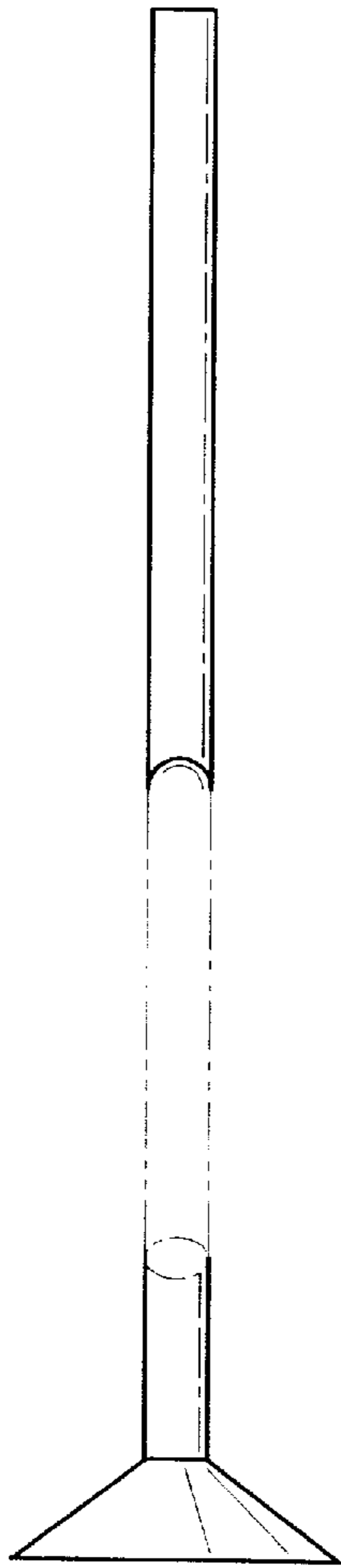


Fig. 3

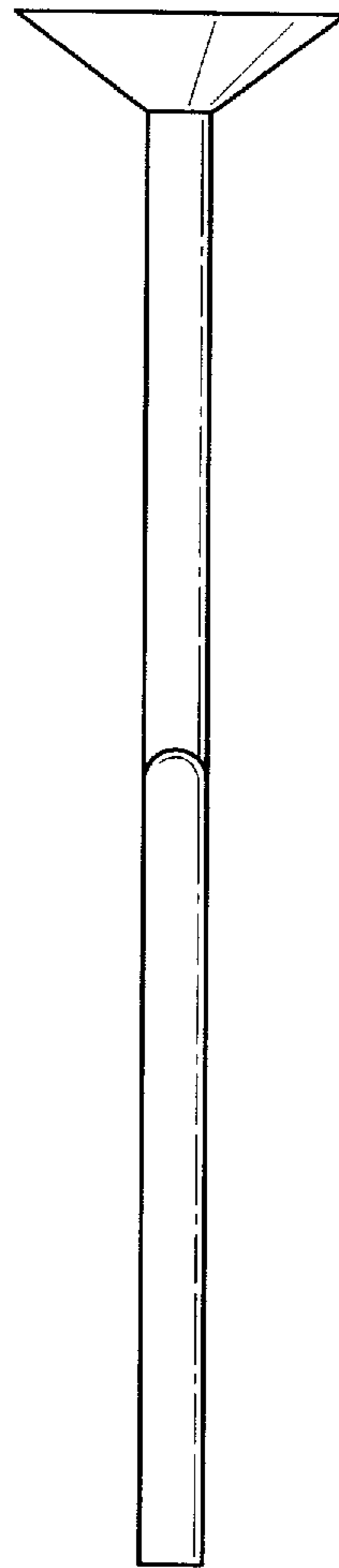


Fig. 4

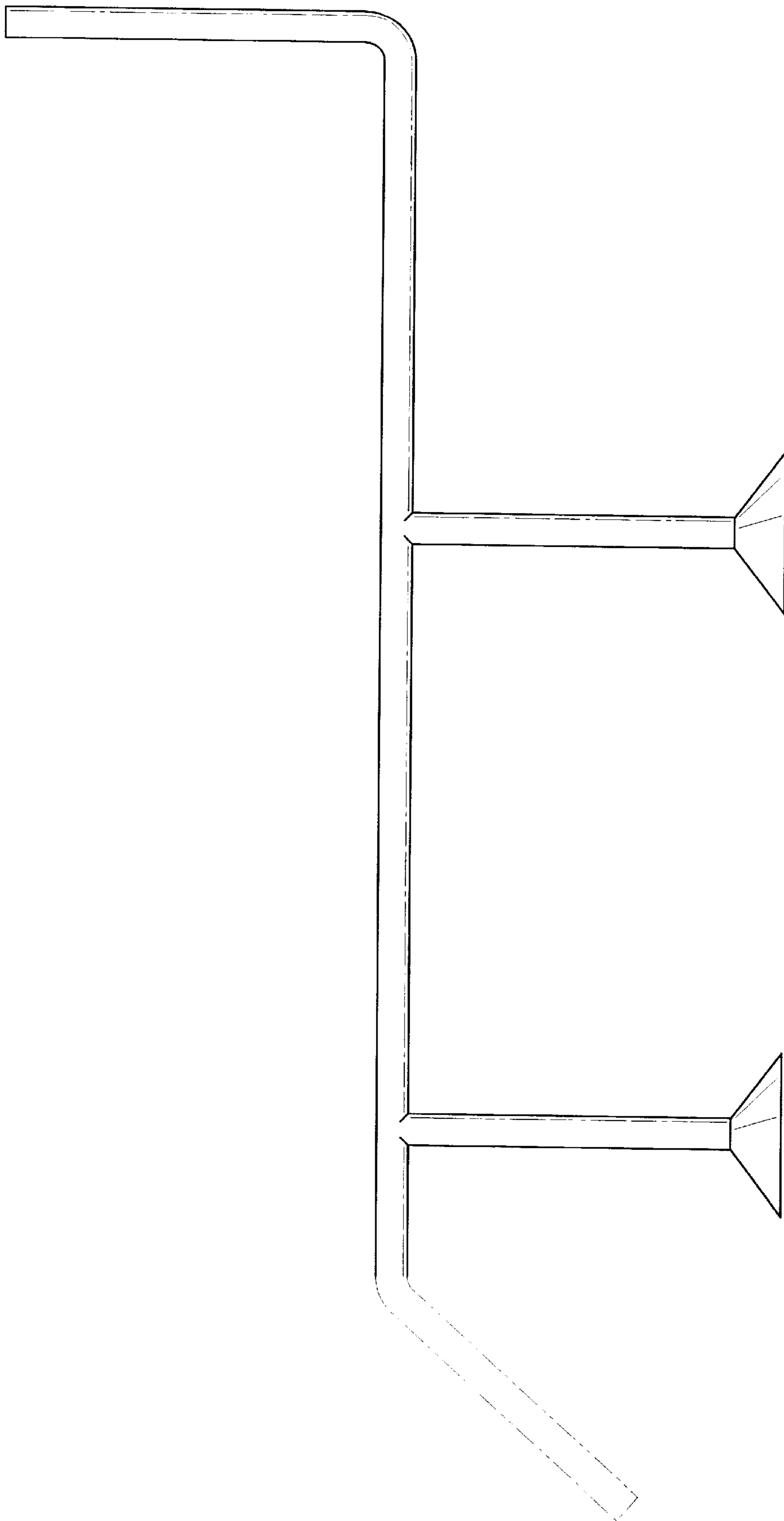


Fig. 5

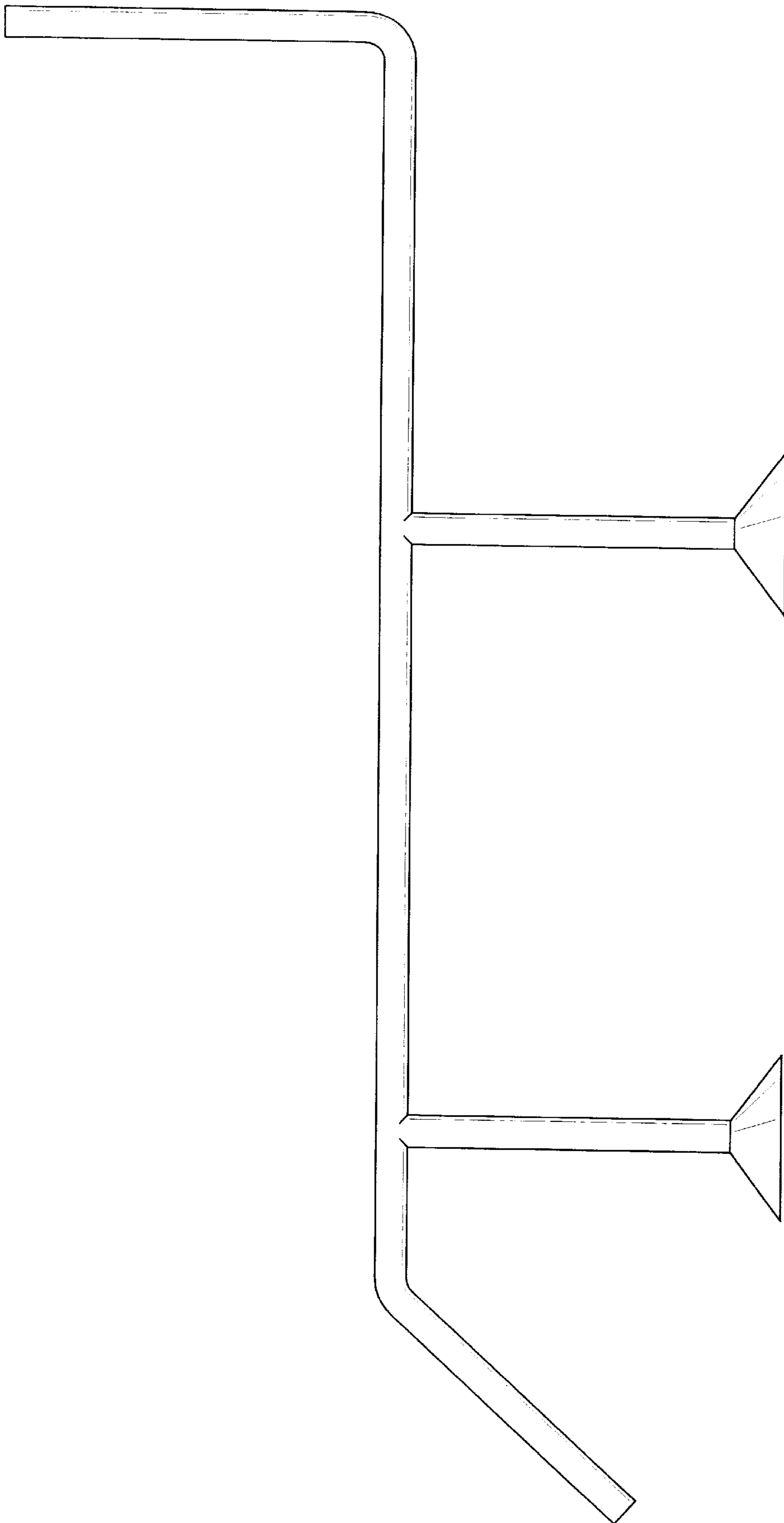


Fig. 6