



US00D437174S

(12) **United States Design Patent**
Inoue

(10) **Patent No.:** **US D437,174 S**

(45) **Date of Patent:** **** Feb. 6, 2001**

(54) **STAINLESS POT**

(75) **Inventor:** **Tsunemichi Inoue, Osaka (JP)**

(73) **Assignee:** **Zojirushi America Corporation,
Commerce, CA (US)**

(**) **Term:** **14 Years**

(21) **Appl. No.:** **29/103,718**

(22) **Filed:** **Apr. 20, 1999**

(51) **LOC (7) Cl.** **07-01**

(52) **U.S. Cl.** **D7/319; D7/317**

(58) **Field of Search** **D7/312, 314, 315,
D7/316, 317, 318, 319, 321, 305, 309;
99/280, 307; 222/188, 143; 220/759**

(56) **References Cited**

U.S. PATENT DOCUMENTS

- D. 259,613 * 6/1981 Sun D7/318
- D. 315,452 * 3/1991 Bunn et al. D7/318
- D. 323,597 * 2/1992 Minuti D7/317
- D. 335,793 * 5/1993 Fonville et al. D7/318

- D. 337,020 * 7/1993 Huang D7/317
- D. 337,235 * 7/1993 Huang D7/317
- D. 395,373 * 6/1998 Henderson D7/309
- D. 398,474 * 9/1998 Wagner D7/305
- D. 417,814 * 12/1999 Huang D7/319
- D. 422,831 * 4/2000 Lucas et al. D7/319

* cited by examiner

Primary Examiner—M. N. Pandozzi

(74) *Attorney, Agent, or Firm*—Christie, Parker & Hale, LLP

(57) **CLAIM**

The ornamental design for stainless pot, as shown and described.

DESCRIPTION

FIG. 1 is a perspective view of a stainless pot;
FIG. 2 is a top plan view thereof;
FIG. 3 is a front elevation view thereof;
FIG. 4 is a back elevation view thereof;
FIG. 5 is a right side view thereof; and,
FIG. 6 is a bottom view thereof.

1 Claim, 4 Drawing Sheets




Fig. 1




Fig. 2

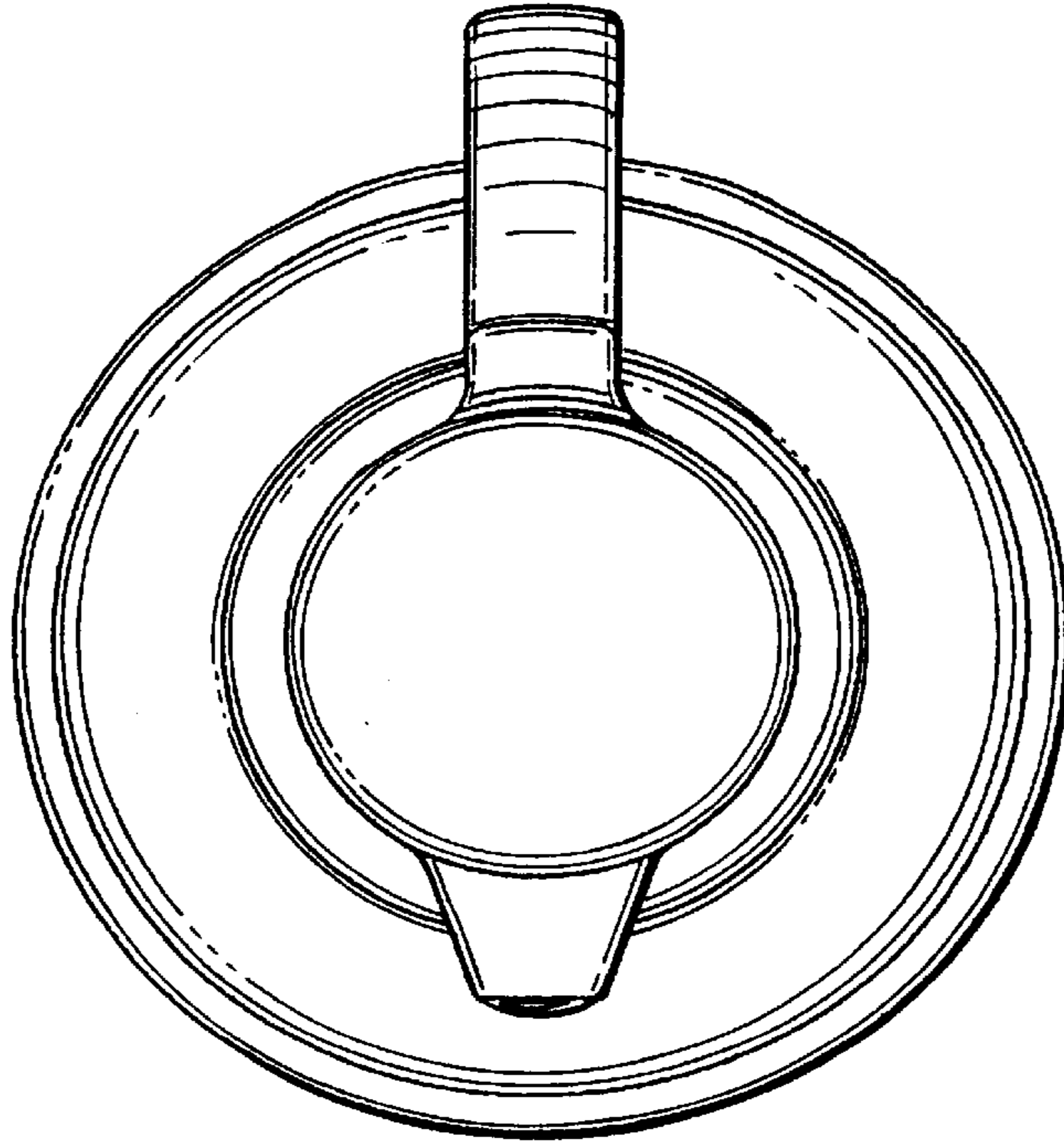


Fig. 3

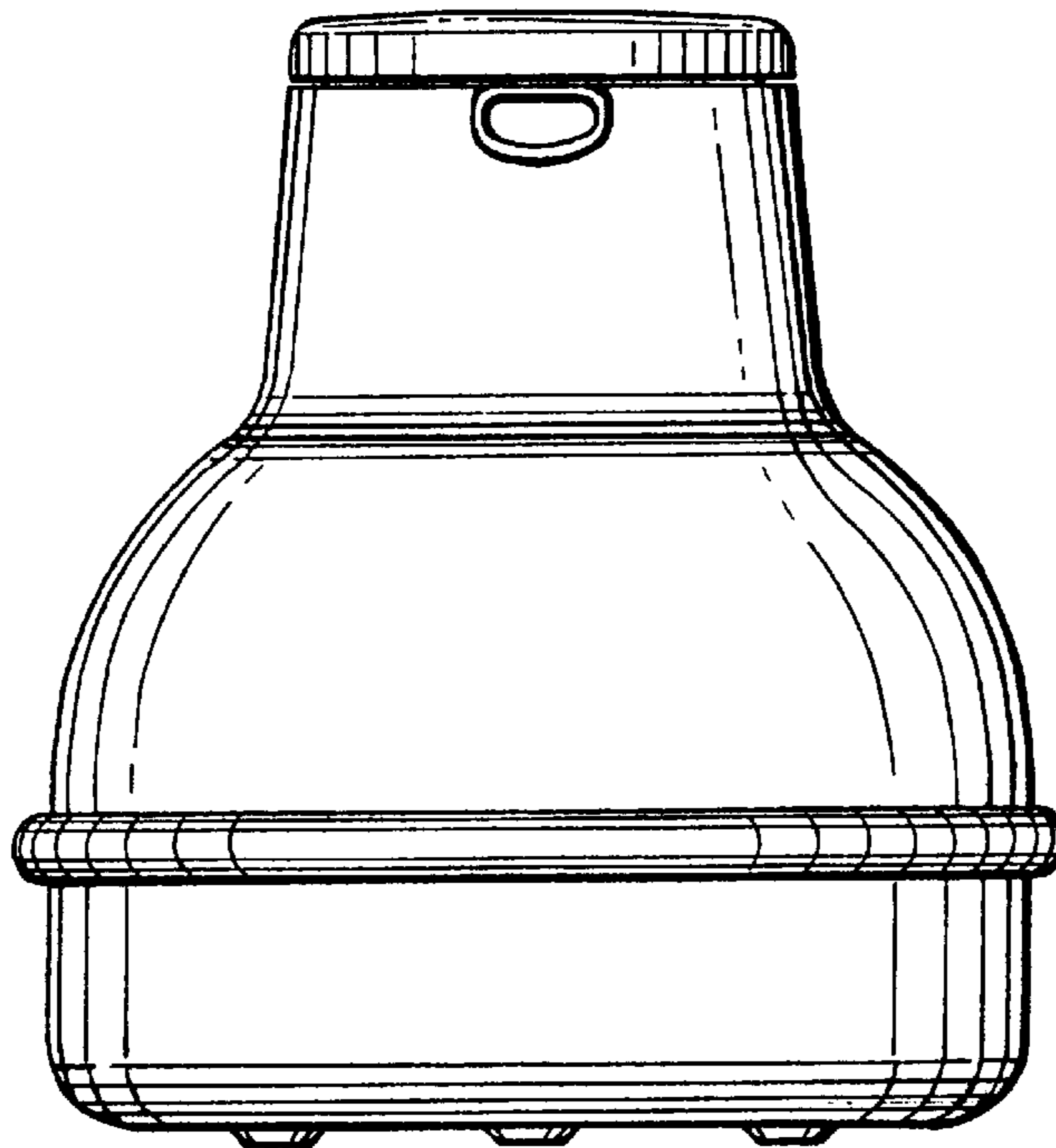


Fig. 4

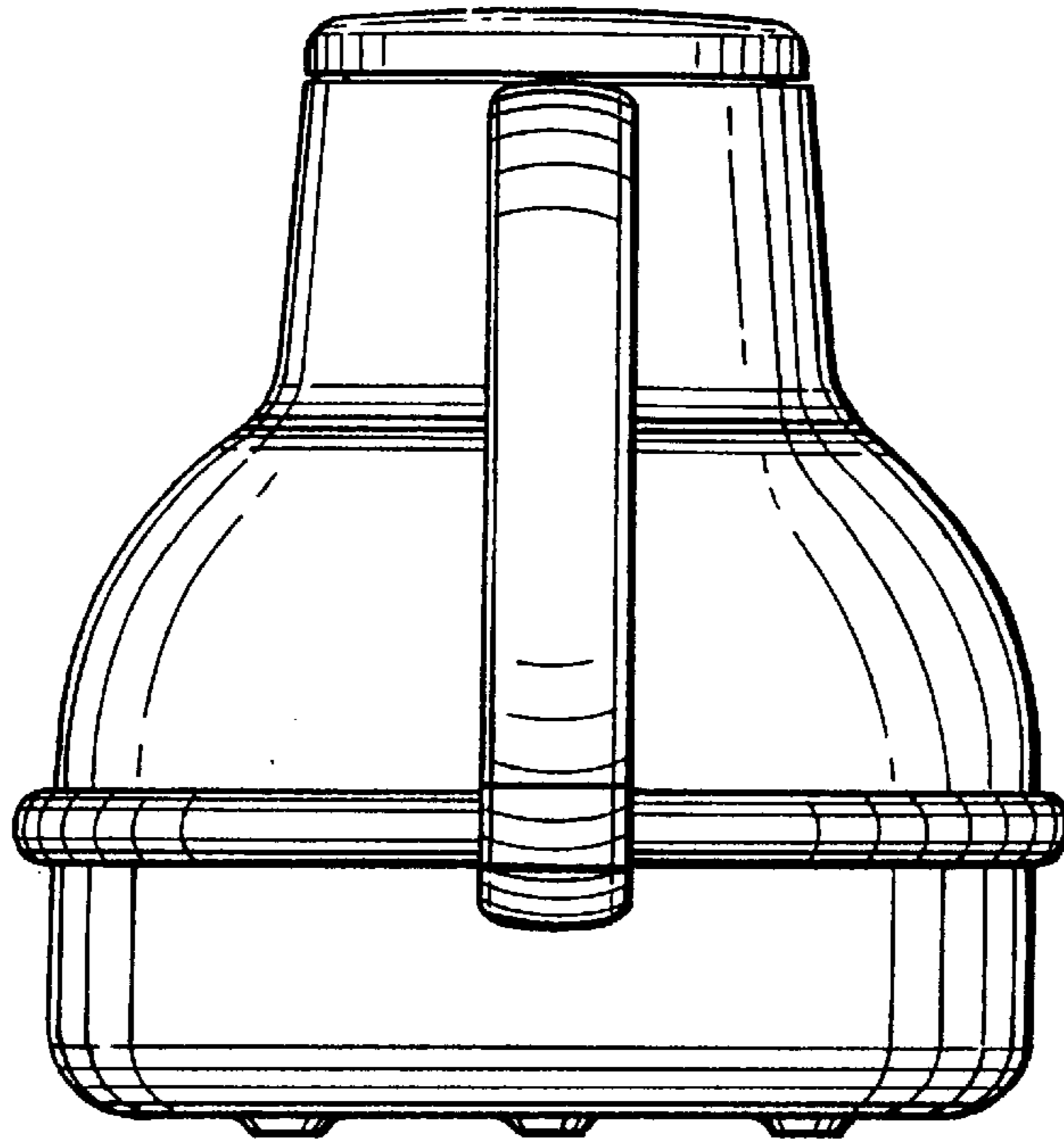


Fig. 5




Fig. 6

