



US00D437158S

(12) **United States Design Patent** (10) **Patent No.:** **US D437,158 S**
Marro (45) **Date of Patent:** **** Feb. 6, 2001**

(54) **TOOTHBRUSH COVER AND HOLDING ASSEMBLY**

(74) *Attorney, Agent, or Firm*—David P. Lhota, Esq.; Bowen & Lhota, P.A.

(76) **Inventor:** **Brian Marro**, 7108 Fairway Dr., Palm Beach Gardens, FL (US) 33418

(57) **CLAIM**

(**) **Term:** **14 Years**

The ornamental design for a toothbrush cover and holding assembly, as shown and described.

(21) **Appl. No.:** **29/104,740**

DESCRIPTION

(22) **Filed:** **May 11, 1999**

(51) **LOC (7) Cl.** **07-07**

FIG. 1 is a top, front, and right side perspective view of a toothbrush cover and holding assembly showing my new design, the broken-line disclosure of a pair of toothbrushes being for illustrative purposes only and forming no part of the claimed design;

(52) **U.S. Cl.** **D6/534**

(58) **Field of Search** D6/528, 534, 524, D6/525; D8/363, 380; D7/635, 637; 211/13.1, 60.1, 62-63, 69, 69.1, 69.5, 70.6, 70.7, 86-87; 248/309.1

FIG. 2 is a front elevational view of the holding assembly portion thereof, the rear being identical in appearance;

FIG. 3 is a left side elevational view of the holding assembly portion thereof, the right side being identical in appearance;

(56) **References Cited**

U.S. PATENT DOCUMENTS

D. 161,196	12/1950	Moskowitz .	
D. 179,525	* 1/1957	Porter	D6/567 X
D. 316,647	* 5/1991	Mentzer	D6/534
D. 347,033	5/1994	Moretz	D21/109
D. 361,007	* 8/1995	McGlothlin	D6/567
5,269,420	12/1993	Harrison et al.	206/362.3
5,638,840	6/1997	Lee et al.	132/310
5,769,245	6/1998	Butler	211/65
5,779,046	7/1998	Plakos	206/362.3

FIG. 4 is a top plan view of the holding assembly portion thereof;

FIG. 5 is a bottom plan view of the holding assembly portion thereof;

FIG. 6 is an enlarged left side elevational view of the cover portion thereof, the right side being a mirror image of that shown;

FIG. 7 is an enlarged front elevational view of the cover portion thereof;

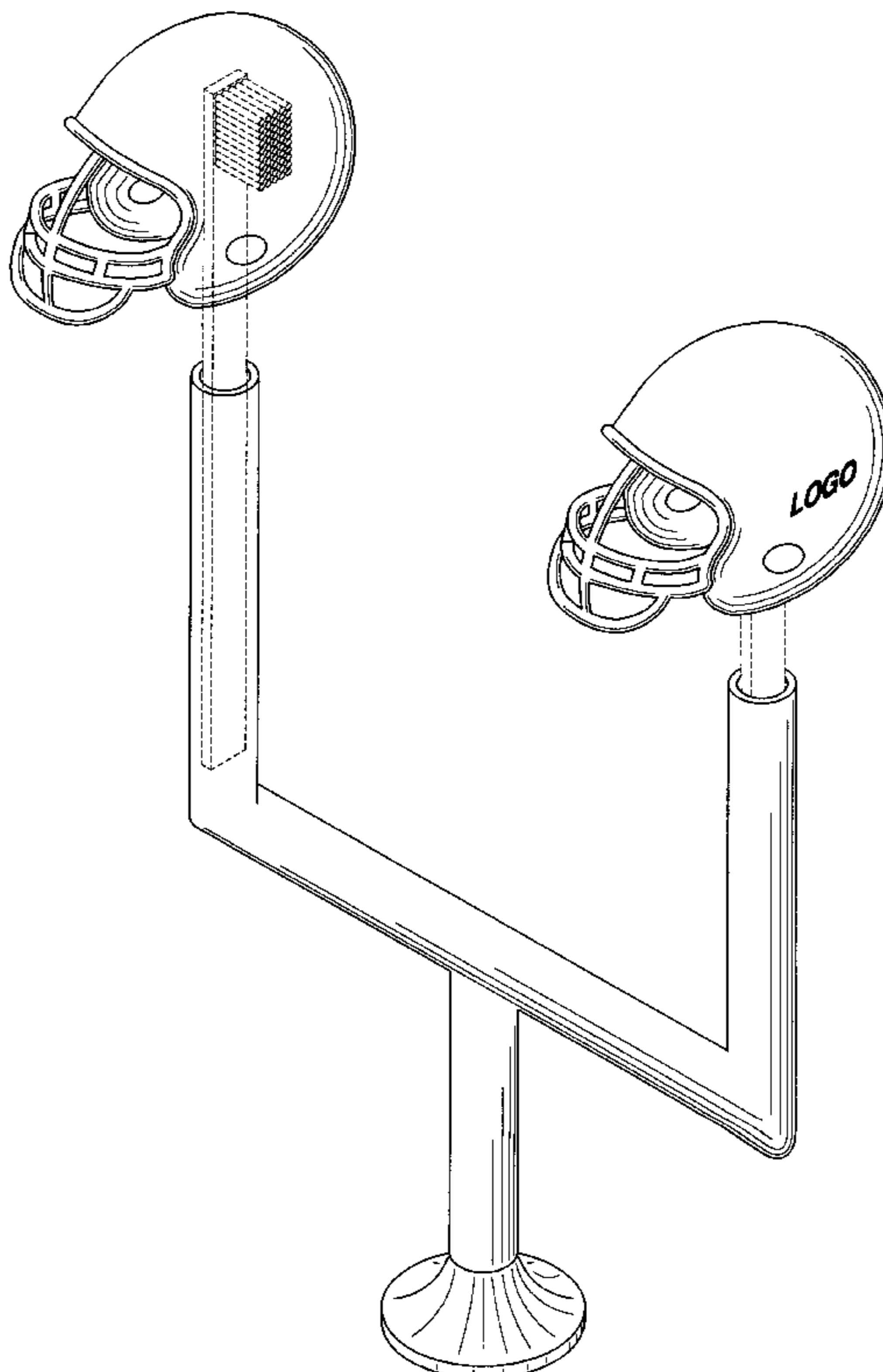
FIG. 8 is an enlarged top plan view of the cover portion thereof; and,

FIG. 9 is an enlarged bottom plan view of the cover portion thereof.

* cited by examiner

Primary Examiner—Brian N. Vinson

1 Claim, 3 Drawing Sheets



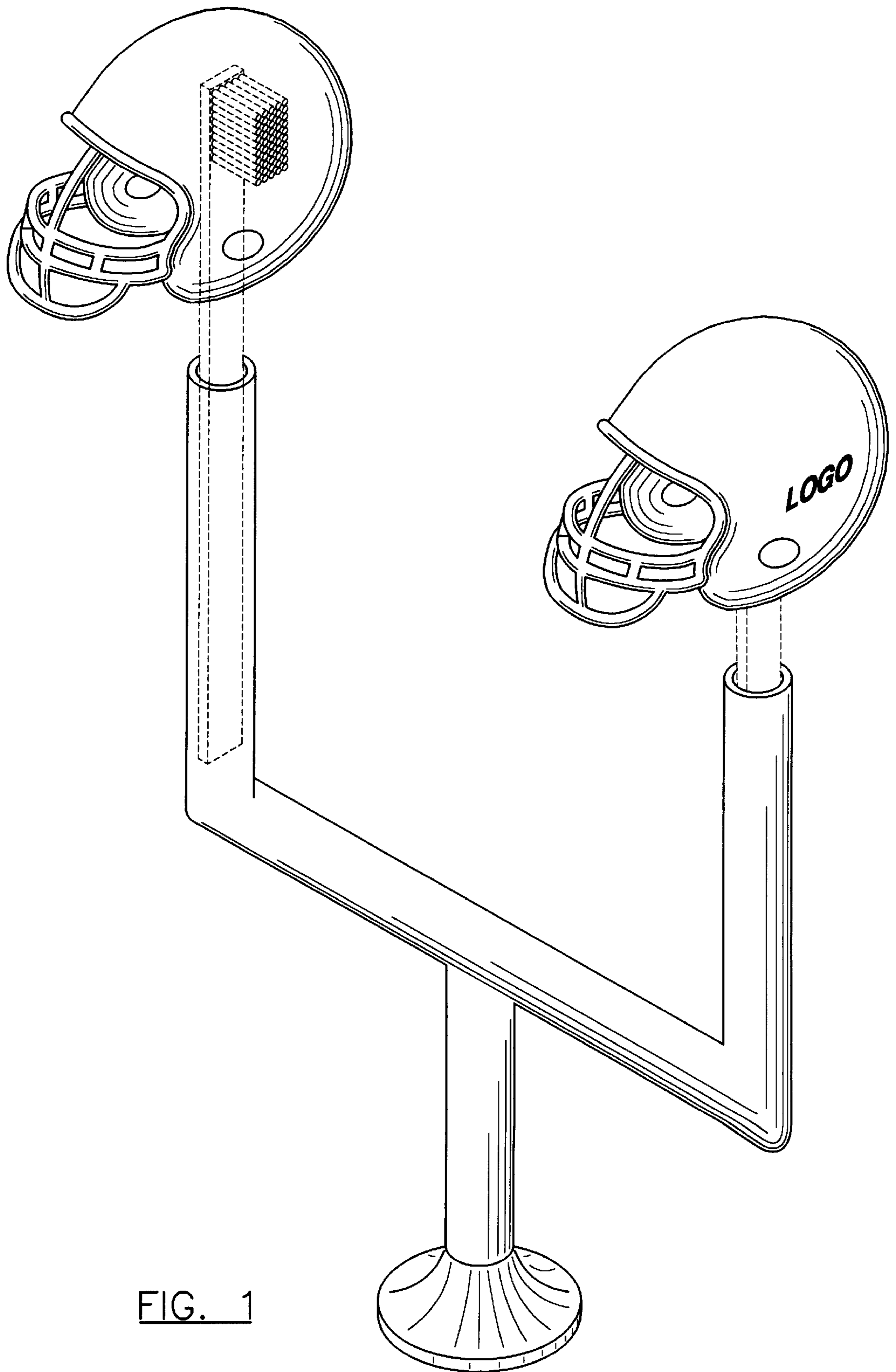


FIG. 1




FIG. 2

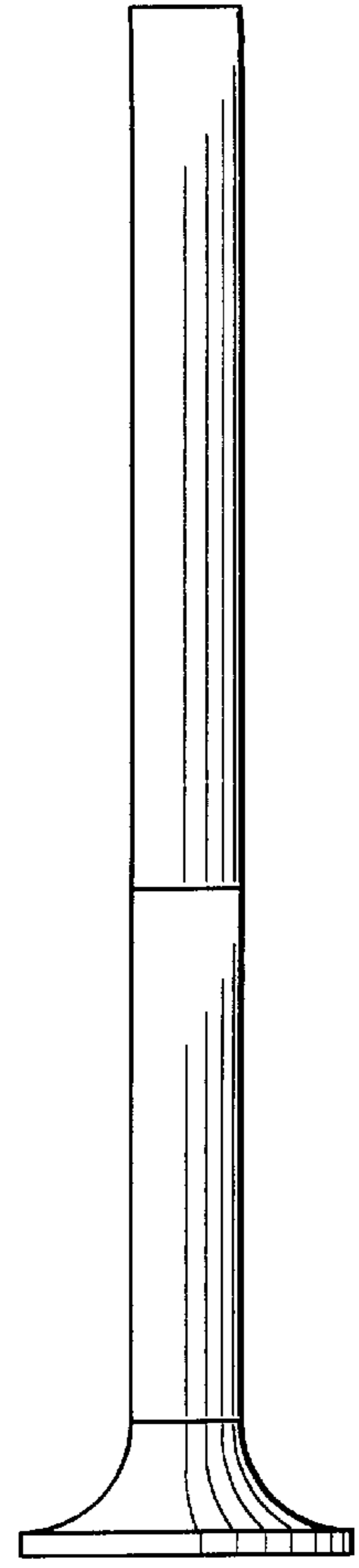


FIG. 3

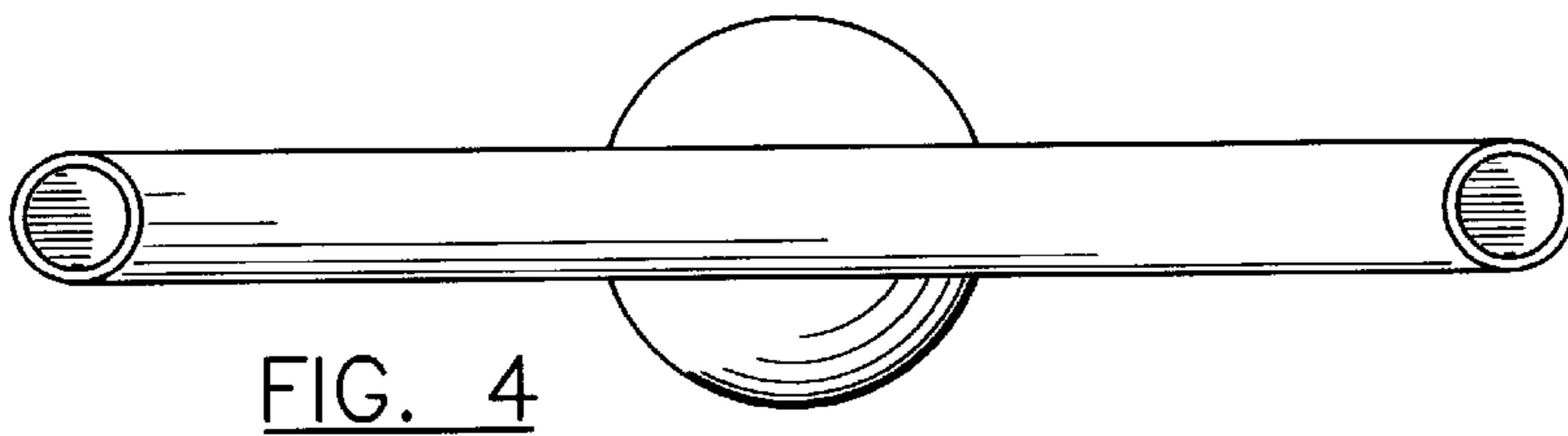


FIG. 4

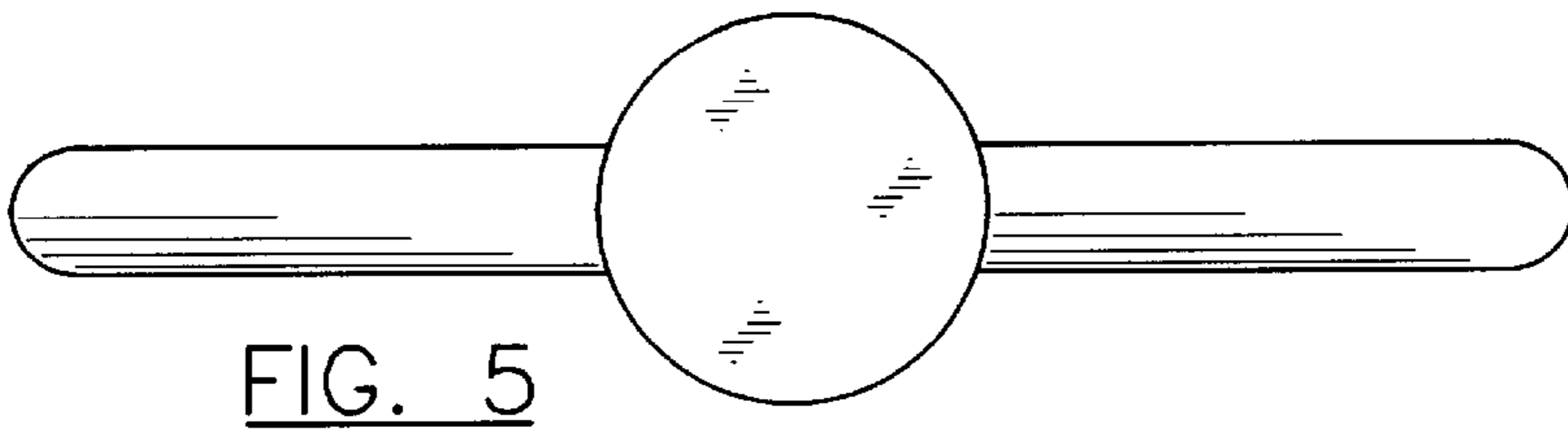


FIG. 5




FIG. 6




FIG. 7

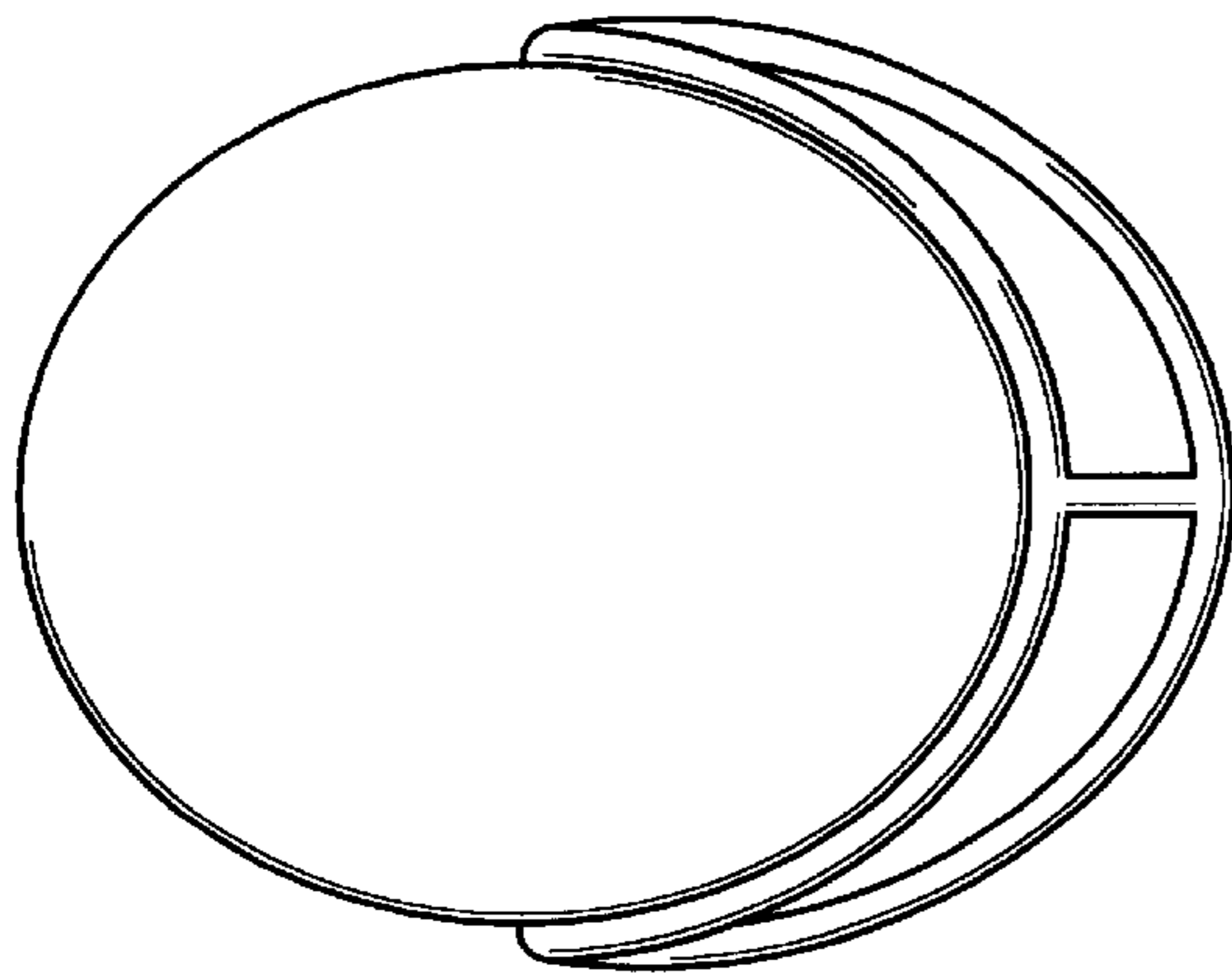


FIG. 8

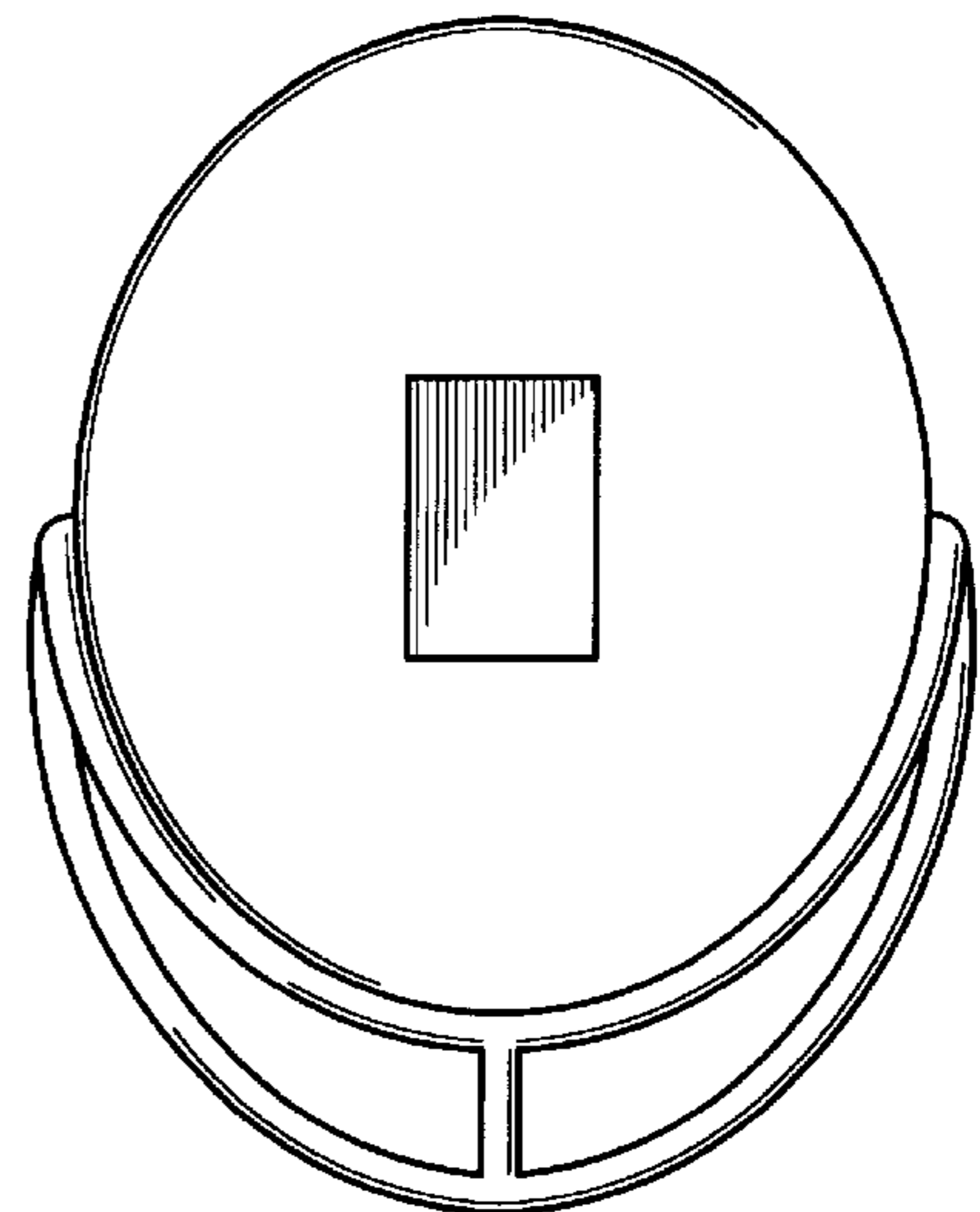


FIG. 9