



US00D437156S

(12) **United States Design Patent**
Fiegl et al.

(10) **Patent No.:** **US D437,156 S**

(45) **Date of Patent:** **** Feb. 6, 2001**

- (54) **TOILET PAPER ROLL HOLDER**
- (75) Inventors: **Tomas Fiegl; Achim Pohl**, both of Darmstadt (DE)
- (73) Assignee: **Hansa Metallwerke AG** (DE)
- (**) Term: **14 Years**
- (21) Appl. No.: **29/099,641**
- (22) Filed: **Jan. 25, 1999**
- (30) **Foreign Application Priority Data**
Jul. 24, 1998 (DE) 498 07 239
- (51) **LOC (7) Cl.** **07-07**
- (52) **U.S. Cl.** **D6/523**
- (58) **Field of Search** D6/524, 518-523, D6/546-550; D8/300, 307, 308, 315, 305; 242/570, 590, 597, 597.4, 597.5; 312/34.8
- (56) **References Cited**
U.S. PATENT DOCUMENTS
D. 166,534 * 4/1952 Grady D6/523
D. 277,437 * 2/1985 Lehtio et al. D6/523

- D. 304,402 * 11/1989 Van Hoose D6/523
- D. 317,385 * 6/1991 Wolff et al. D6/523 X
- D. 336,726 * 6/1993 Paulin et al. D6/549
- D. 362,362 * 9/1995 Moon D6/549
- D. 386,638 * 11/1997 Fong D6/523 X
- D. 402,527 * 12/1998 Mahlmann et al. D8/308
- 2,632,605 * 3/1953 Lee D6/523 X

* cited by examiner

Primary Examiner—Brian N. Vinson


(57) **CLAIM**

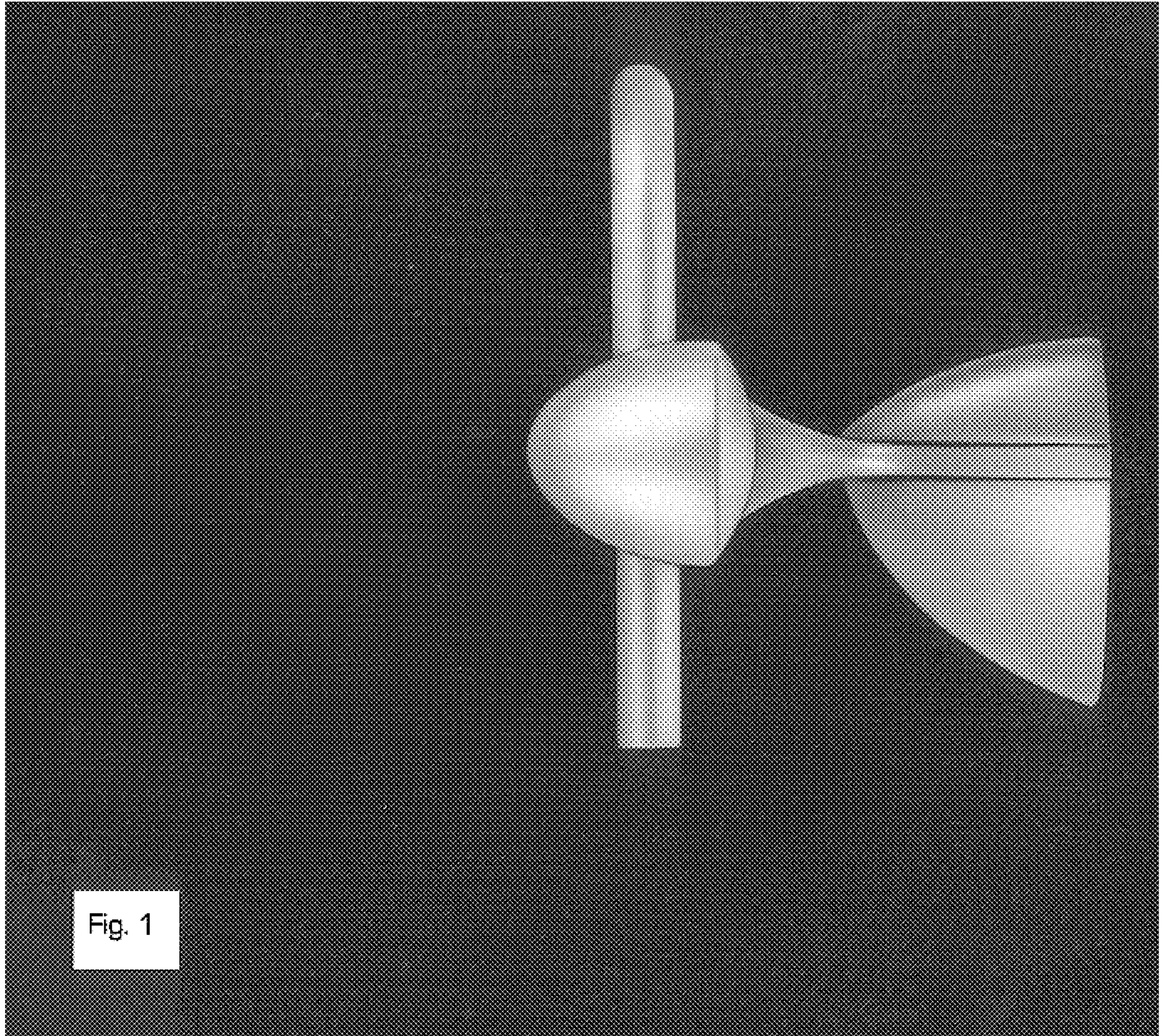
We claim the ornamental design for a toilet paper roll holder, as shown.

DESCRIPTION

FIG. 1 is a right side elevation of a toilet paper roll holder showing our new design.
 FIG. 2 is a left side elevation thereof.
 FIG. 3 is a front view thereof.
 FIG. 4 is a rear view thereof.
 FIG. 5 is a top view thereof.
 FIG. 6 is a bottom view thereof; and,
 FIG. 7 is a perspective view thereof.

1 Claim, 7 Drawing Sheets







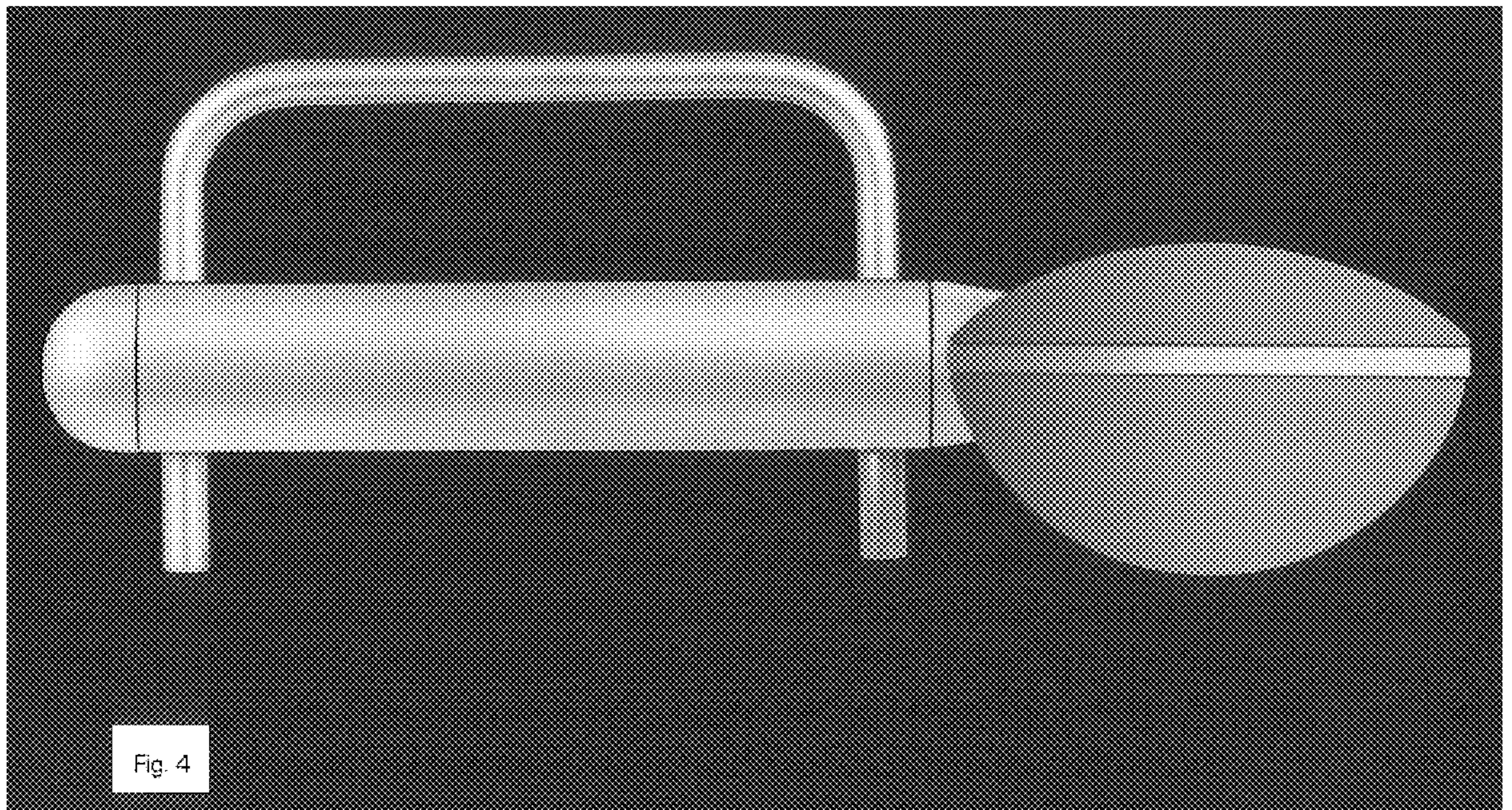


Fig. 2








Fig. 5

