



US00D437154S

(12) **United States Design Patent**
Conran et al.

(10) **Patent No.: US D437,154 S**

(45) **Date of Patent: ** *Feb. 6, 2001**

(54) **DISPENSER**

(75) Inventors: **Sebastian Conran; Joseph Patrick O'Connor**, both of London (GB)

(73) Assignee: **Fort James S.a.r.L.**, Luxembourg (LU)

(*) Notice: This patent is subject to a terminal disclaimer.

(**) Term: **14 Years**

(21) Appl. No.: **29/108,394**

(22) Filed: **Jul. 27, 1999**

(30) **Foreign Application Priority Data**

Jan. 28, 1999 (XH) DM/047 035

(51) **LOC (7) Cl.** **20-02**

(52) **U.S. Cl.** **D6/518**

(58) **Field of Search** D6/515, 518, 522,
D6/523; 312/34.1, 34.4, 34.8, 34.24; 222/173;
206/232, 233, 389

(56) **References Cited**

U.S. PATENT DOCUMENTS

D. 214,199 * 5/1969 Perrin et al. D6/518

D. 321,803 * 11/1991 Dawson D6/518
D. 332,194 * 1/1993 Hines D6/518
D. 337,227 * 7/1993 Giugiaro D6/518
D. 385,445 * 10/1997 Arbak et al. D6/522
D. 410,357 * 6/1999 Tramontina D6/518

* cited by examiner

Primary Examiner—Brian N. Vinson

(74) *Attorney, Agent, or Firm*—Kirschstein, et al.

(57) **CLAIM**

The ornamental design for a dispenser, as shown.

DESCRIPTION

FIG. 1 is a front elevational view of a dispenser according to our new design;

FIG. 2 is a top plan view thereof;

FIG. 3 is a bottom plan view thereof;

FIG. 4 is a left side elevational view thereof;

FIG. 5 is a right side side elevational view thereof; and,

FIG. 6 is a rear elevational view thereof.

1 Claim, 2 Drawing Sheets


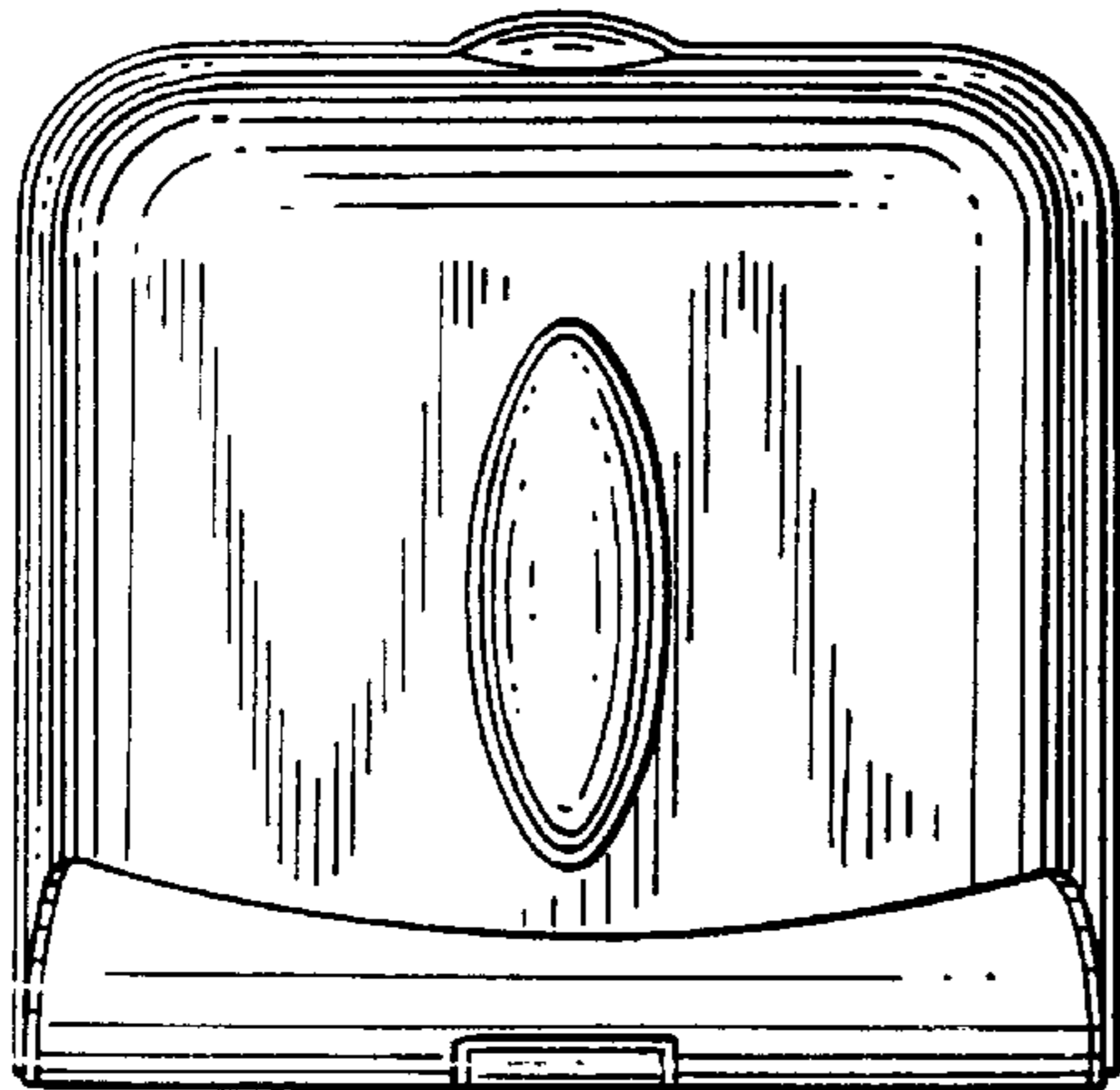


FIG. 1

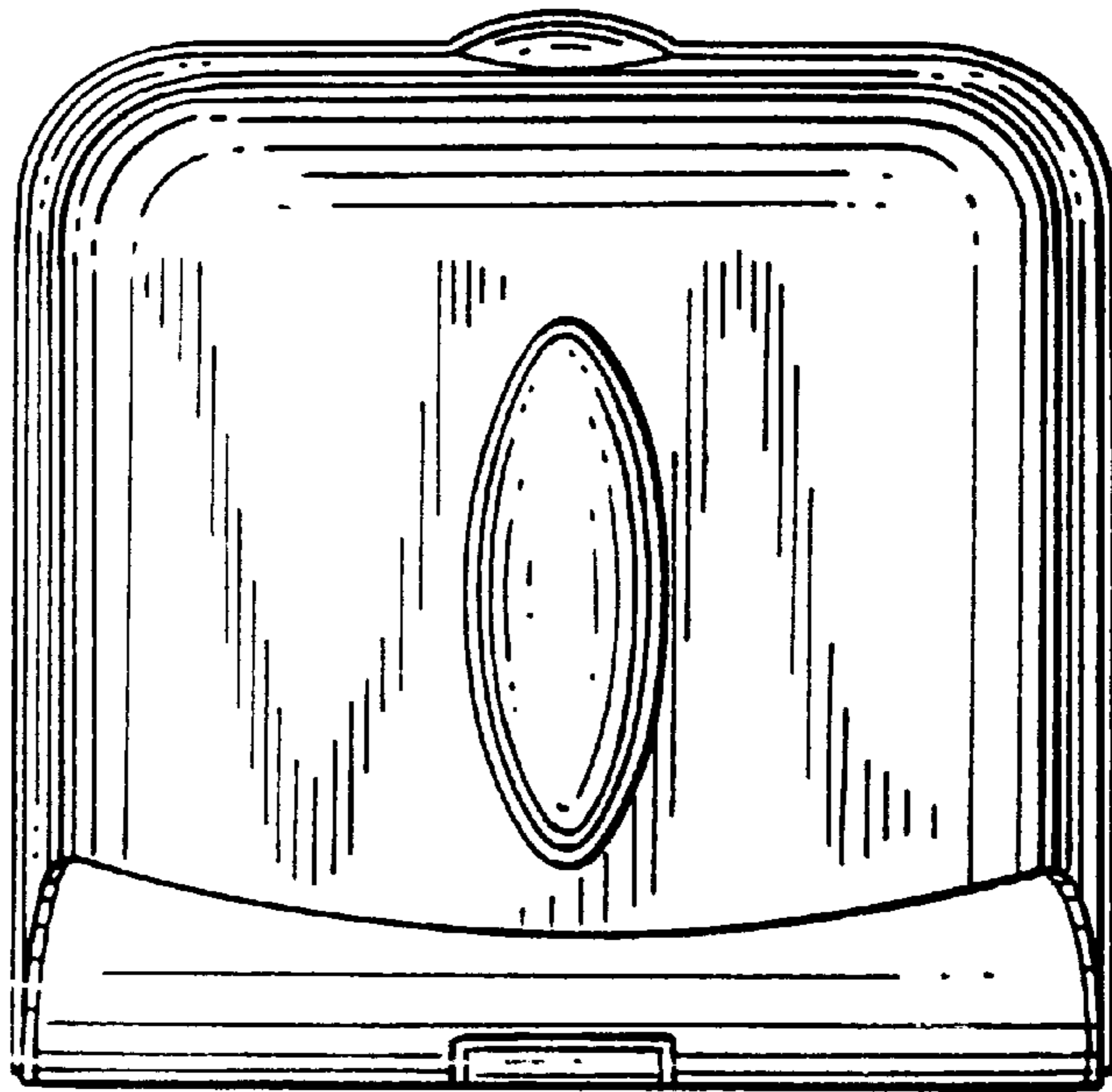


FIG. 2





FIG. 3



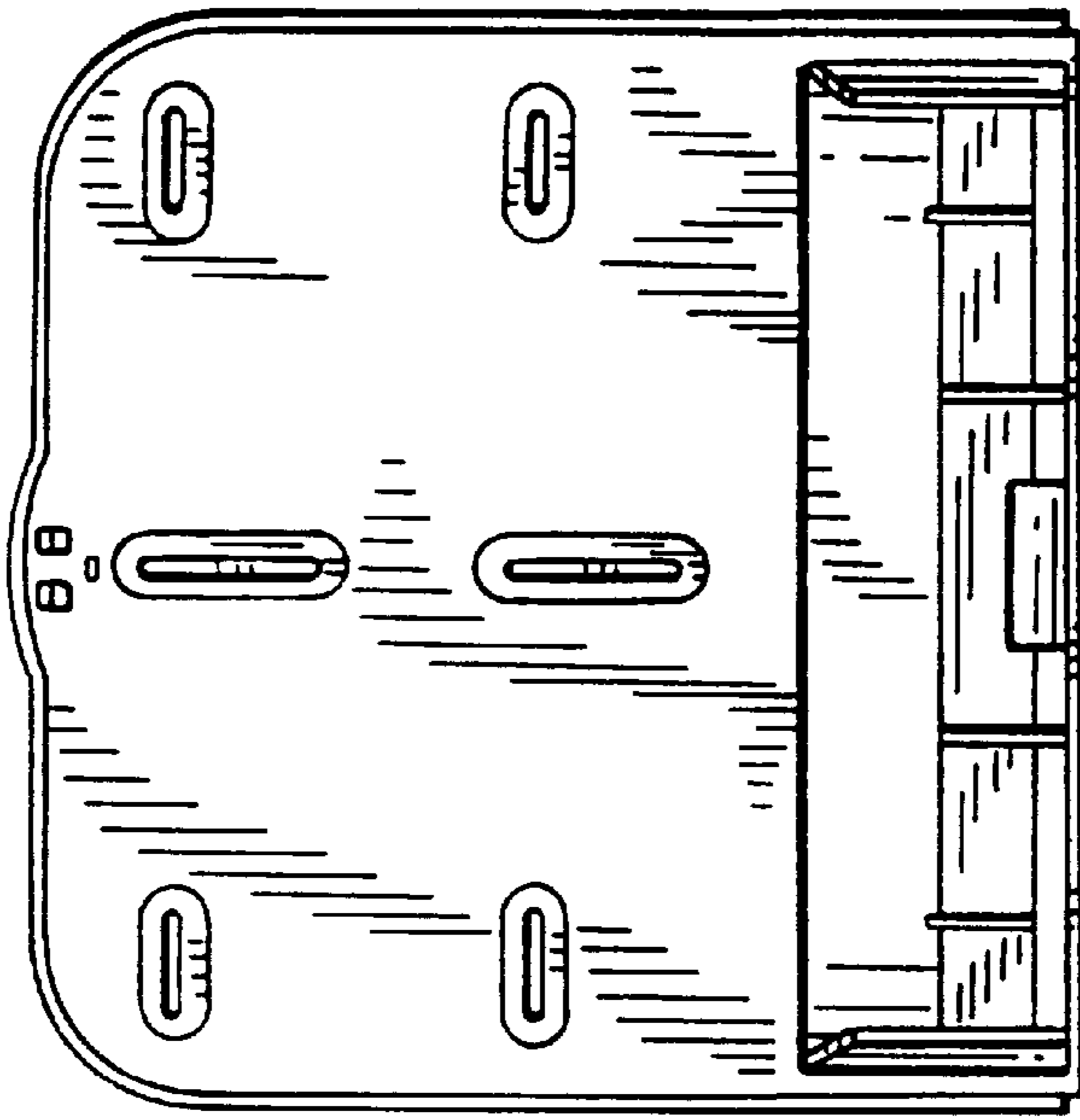


FIG. 6

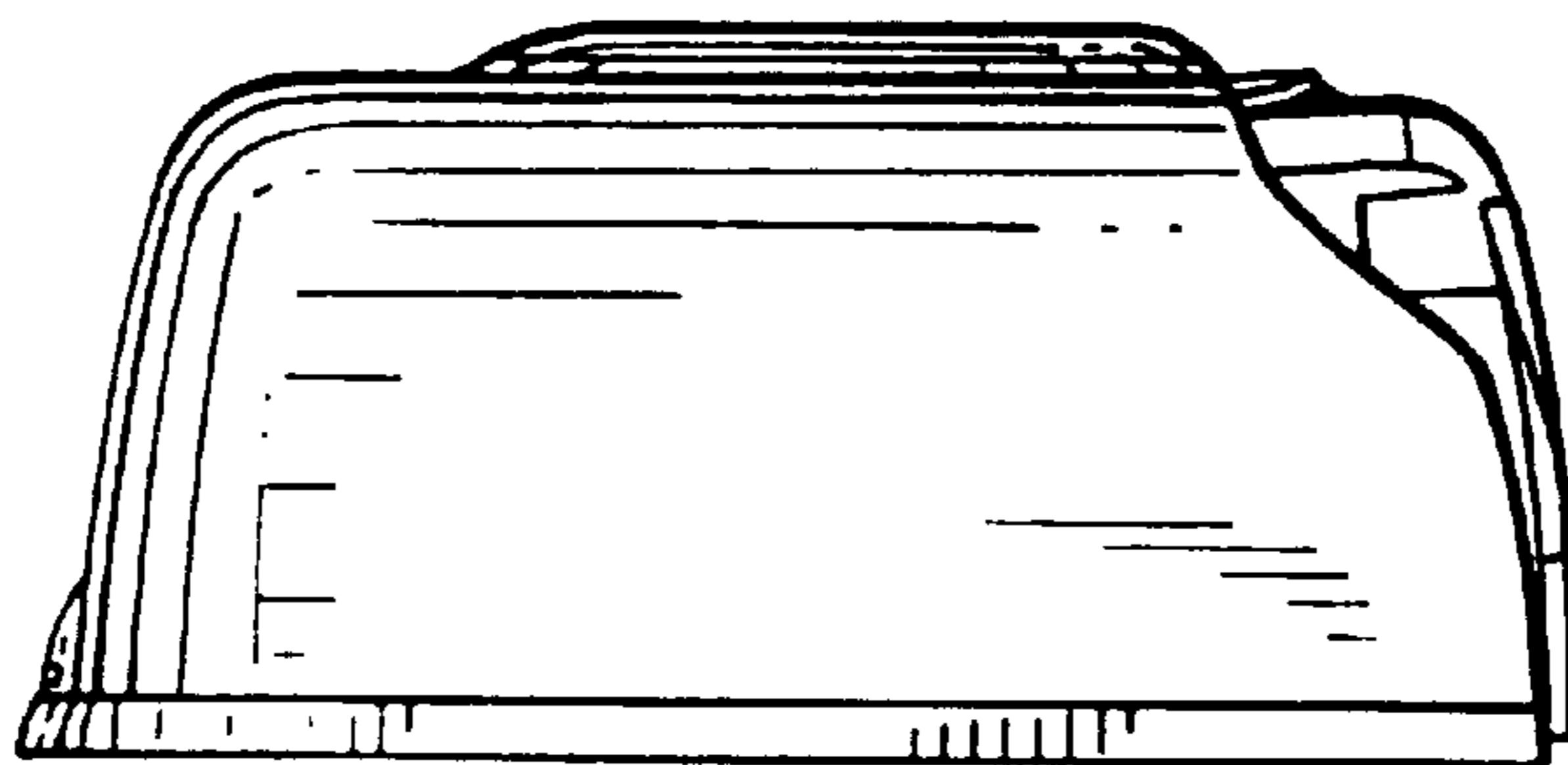


FIG. 5




FIG. 4