



US00D437127S

(12) **United States Design Patent**
Bradt

(10) **Patent No.:** **US D437,127 S**

(45) **Date of Patent:** **** Feb. 6, 2001**

(54) **ROCKING CHAIR**

(76) Inventor: **Gordon E. Bradt**, 768 Kinetico Rd.,
Eureka Springs, AR (US) 72631

(**) Term: **14 Years**

(21) Appl. No.: **29/124,576**

(22) Filed: **Jun. 7, 2000**

(51) **LOC (7) Cl.** **06-01**

(52) **U.S. Cl.** **D6/348**

(58) **Field of Search** D6/334, 335, 344,
D6/348, 369, 374, 361, 375, 379, 500-502;
297/258.1, 271.5, 271.6

(56) **References Cited**

U.S. PATENT DOCUMENTS

D. 11,546	*	12/1879	Partridge	D6/348
D. 31,875	*	11/1899	Loring	D6/348
D. 112,194	*	11/1938	Goldberg	D6/348
D. 141,551	*	6/1945	Edelson	297/271.6
D. 180,031	*	4/1957	Pearstine	D6/348
D. 236,046	*	7/1975	Ginat	D6/348
D. 239,683	*	4/1976	Tuttle	D6/348

D. 256,070	*	7/1980	Fejer et al.	D6/348
D. 266,118	*	9/1982	Wexler	D6/348
D. 326,958	*	6/1992	Royle et al.	D6/348
D. 383,319	*	9/1997	Montes De Oca	D6/348
953,338	*	3/1910	Hurd	297/271.6

* cited by examiner

Primary Examiner—Doris V. Coles

Assistant Examiner—Mimosa De

(57) **CLAIM**

The ornamental design of a rocking chair, as shown.

DESCRIPTION

FIG. 1 is a front elevational view of the rocking chair, showing my new design;



FIG. 2 is a back elevational view thereof;

FIG. 3 is a top elevational view of my new design, with the front of the chair facing left;

FIG. 4 is a side elevational view thereof, with the front of the chair facing left; with the opposite side being a mirror image of this side shown; and,

FIG. 5 is a bottom elevational view of my new design, with the front of the chair facing left.

1 Claim, 1 Drawing Sheet






Fig. 1

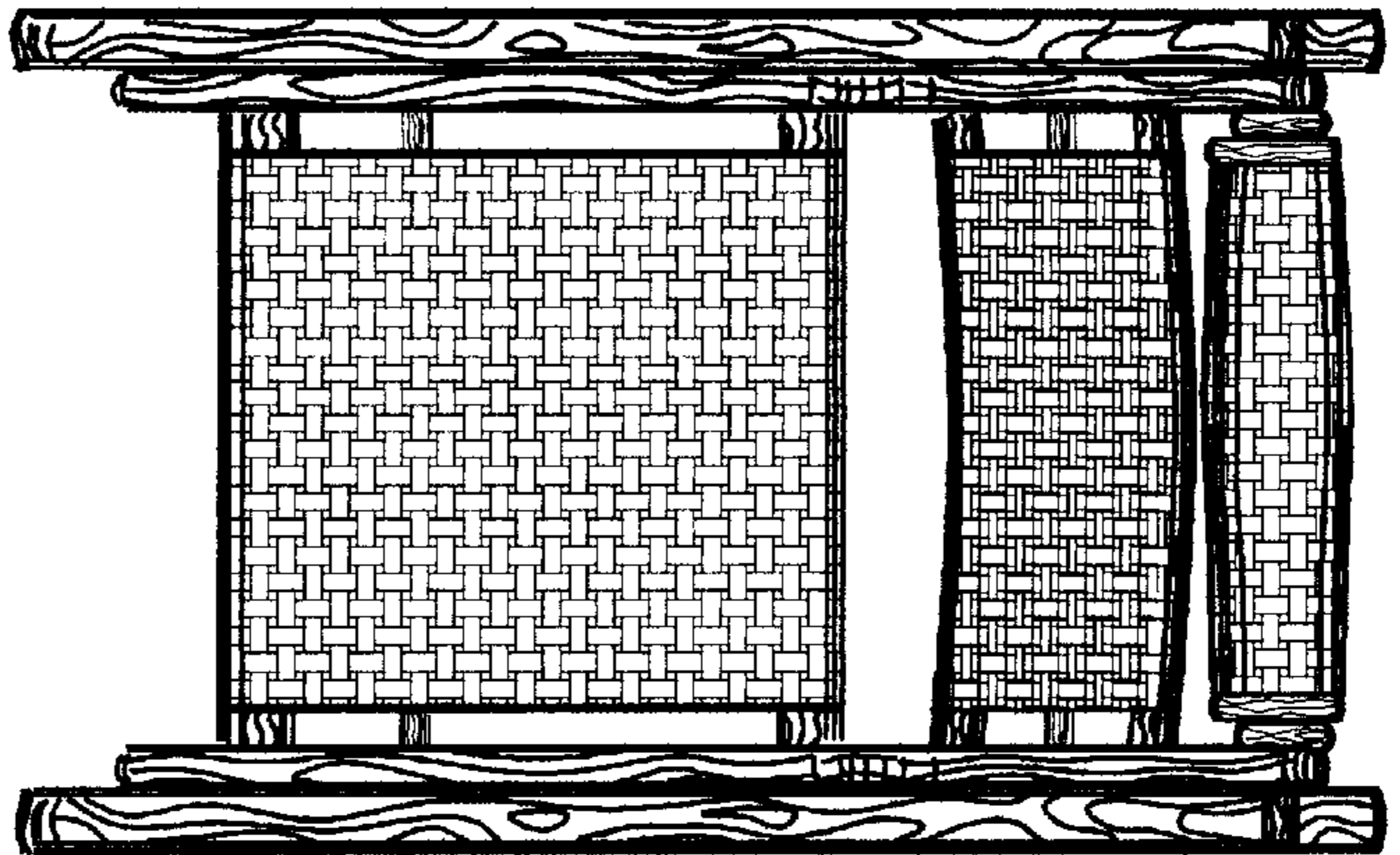


Fig. 3

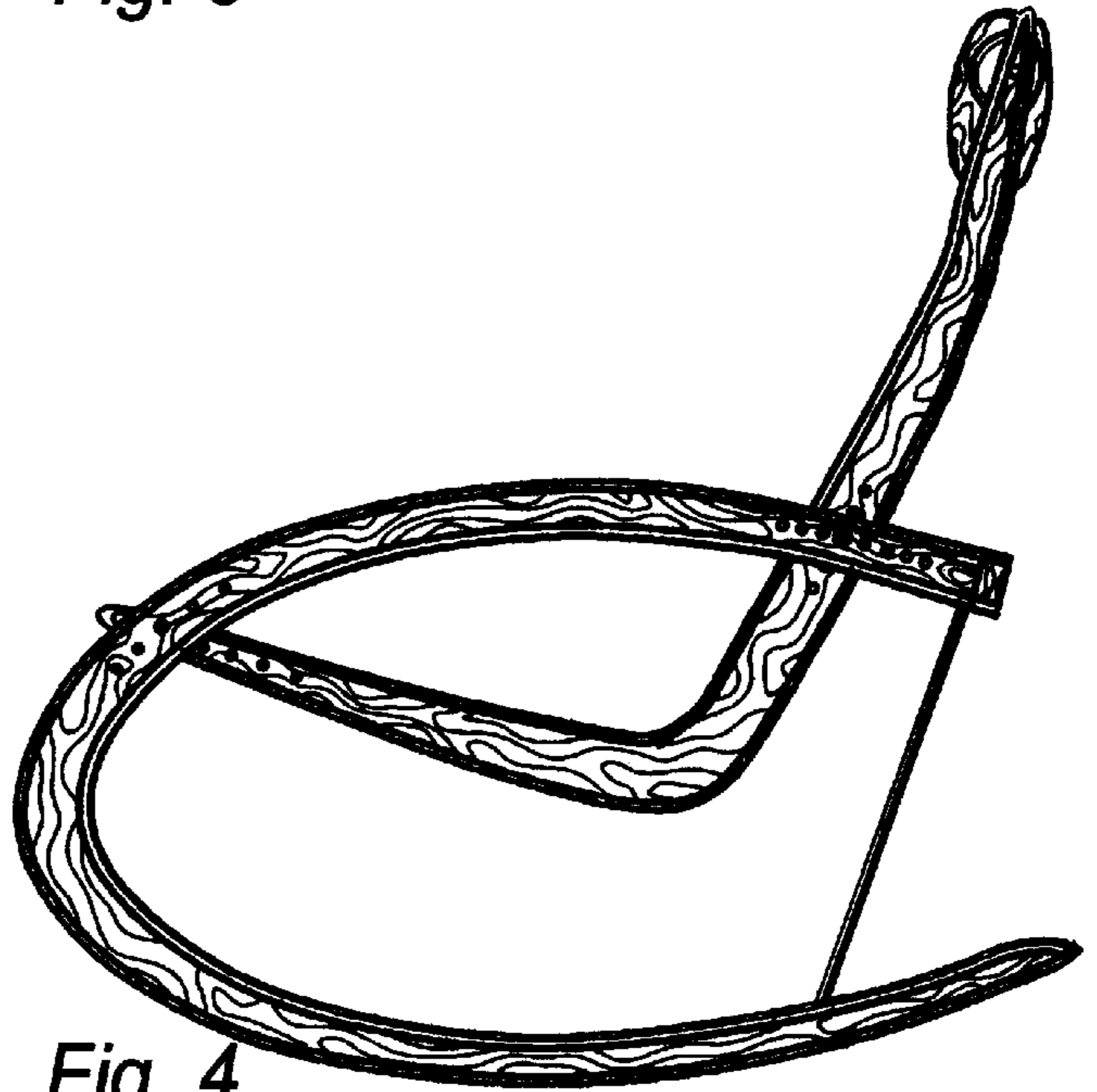


Fig. 4




Fig. 2

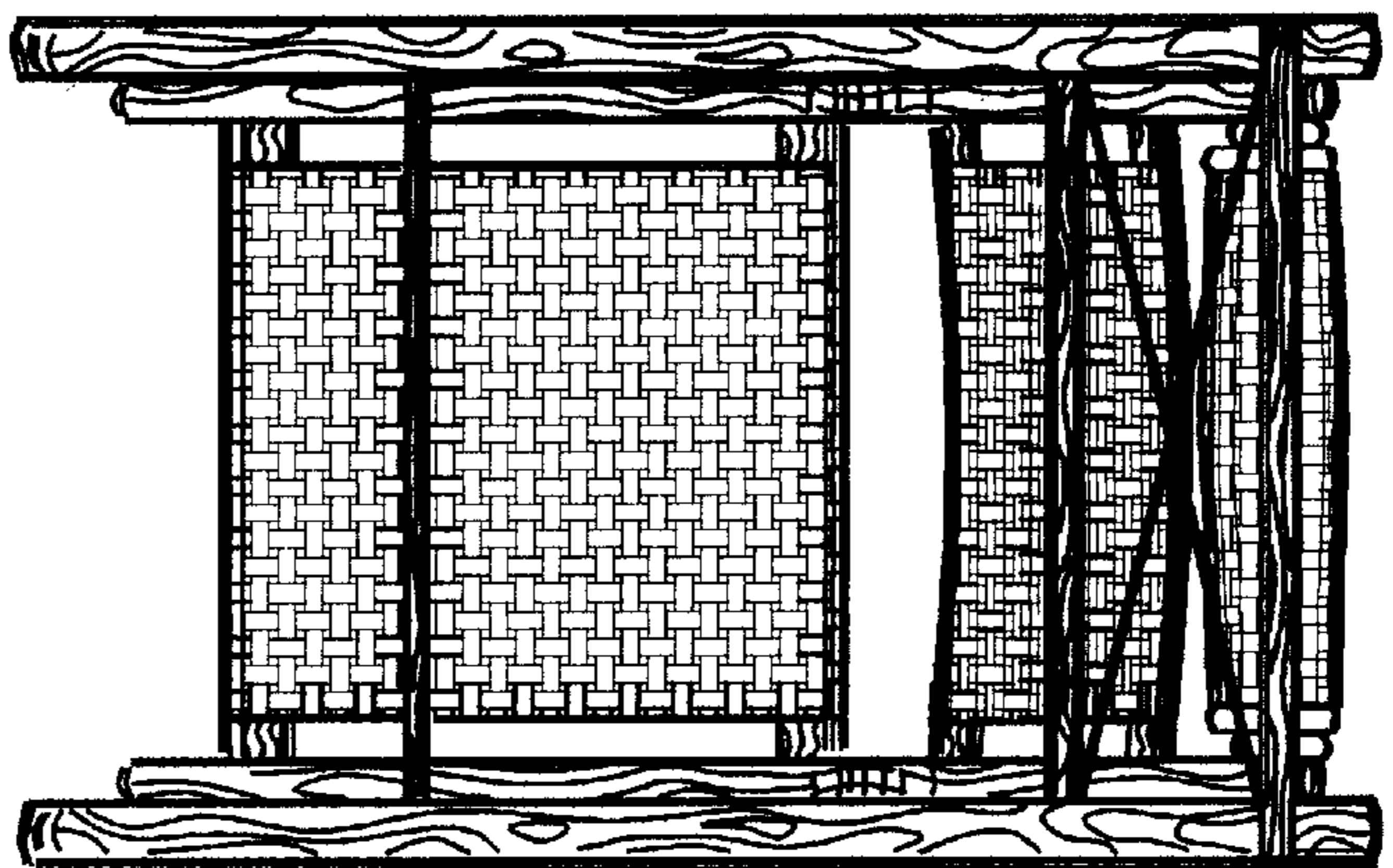


Fig. 5