



US00D437111S

(12) **United States Design Patent**
Bergh

(10) **Patent No.:** **US D437,111 S**

(45) **Date of Patent:** **** Feb. 6, 2001**

(54) **HOLDER FOR A COMPACT DISC PLAYER**

5,653,367 8/1997 Abramson 224/581

(75) Inventor: **James Allen Bergh**, Boulder, CO (US)

* cited by examiner

(73) Assignee: **Case Logic, Inc.**, Longmont, CO (US)

Primary Examiner—Louis S. Zarfes

Assistant Examiner—Catherine R. Oliver

(**) Term: **14 Years**

(74) *Attorney, Agent, or Firm*—Sheridan Ross P.C.

(21) Appl. No.: **29/101,062**

(57) **CLAIM**

(22) Filed: **Feb. 24, 1999**

The ornamental design for a holder for a compact disc player, as shown and described.

(51) **LOC (7) Cl.** **03-01**

DESCRIPTION

(52) **U.S. Cl.** **D3/218**

(58) **Field of Search** D3/218, 201, 224,
D3/226, 232, 233, 243; D6/407, 631, 632,
633; 224/904, 240, 581, 197, 602, 606;
455/90

FIG. 1 is a front elevation view of the holder for a compact disc player showing my new design;

FIG. 2 is a rear elevation view of the holder for a compact disc player shown in FIG. 1;

FIG. 3 is a right elevation view of the holder for a compact disc player shown in FIG. 1;

FIG. 4 is a left elevation view of the holder for a compact disc player shown in FIG. 1;

FIG. 5 is a bottom plan view of the holder for a compact disc player shown in FIG. 1;

FIG. 6 is a top plan view of the holder for a compact disc player shown in FIG. 1; and,

FIG. 7 is a front perspective view of the holder for a compact disc player shown in FIG. 1 in a closed position.

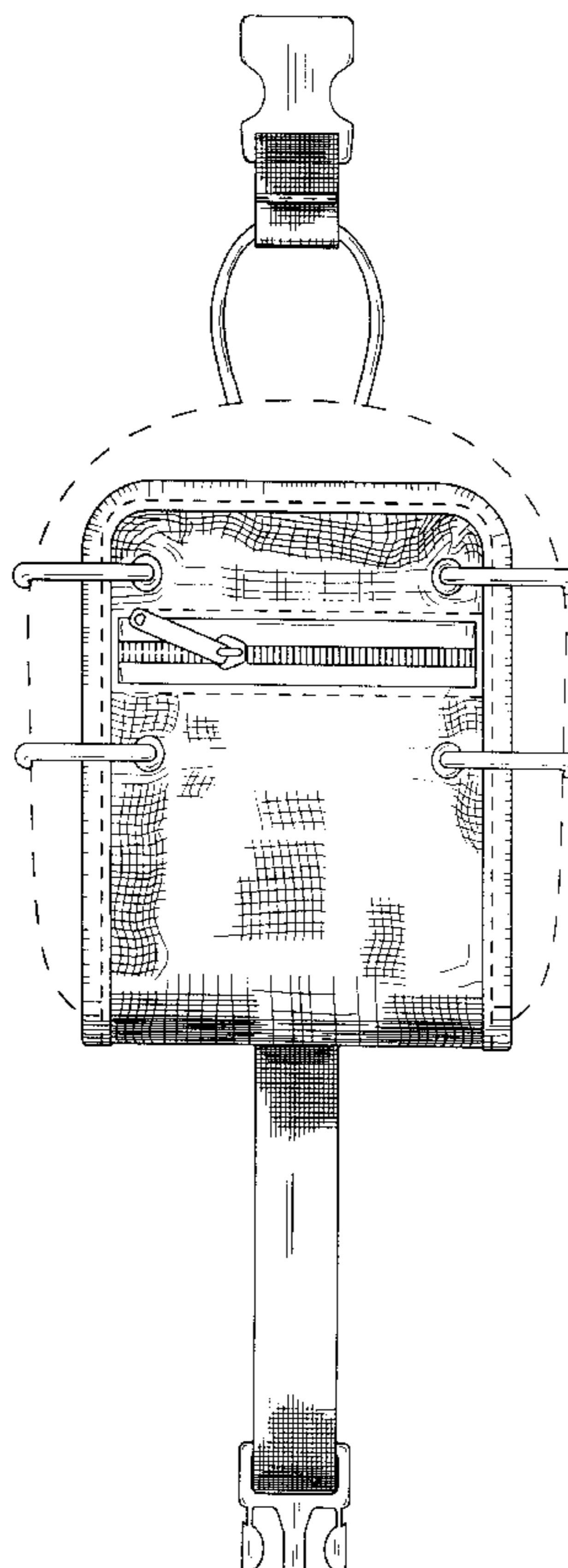
The broken line showing of environment in FIGS. 1, 2 and 7 is for illustrative purposes only and forms no part of the claimed design.

(56) **References Cited**

U.S. PATENT DOCUMENTS

D. 364,270	*	11/1995	Kellerman	D3/218
D. 375,629	*	11/1996	Chen	D3/243
D. 380,607	*	7/1997	Leben	D3/243
D. 384,200	*	9/1997	Caldwell	D3/218
D. 386,014	*	11/1997	Chen	D6/407
D. 399,054	*	10/1998	Garrison	D3/226
D. 403,915	*	1/1999	Temple et al.	D6/631
3,482,748		12/1969	Roberts, Jr.		
4,057,757		11/1977	Darden, Jr.		

1 Claim, 3 Drawing Sheets



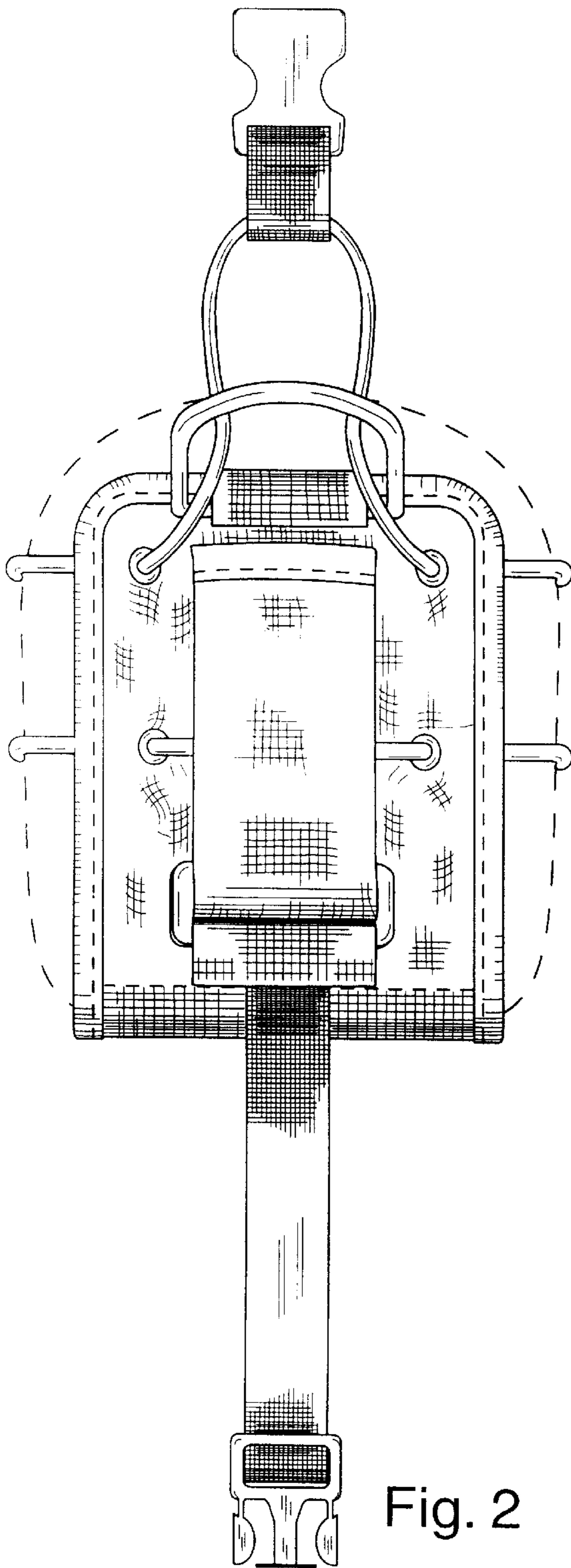


Fig. 2

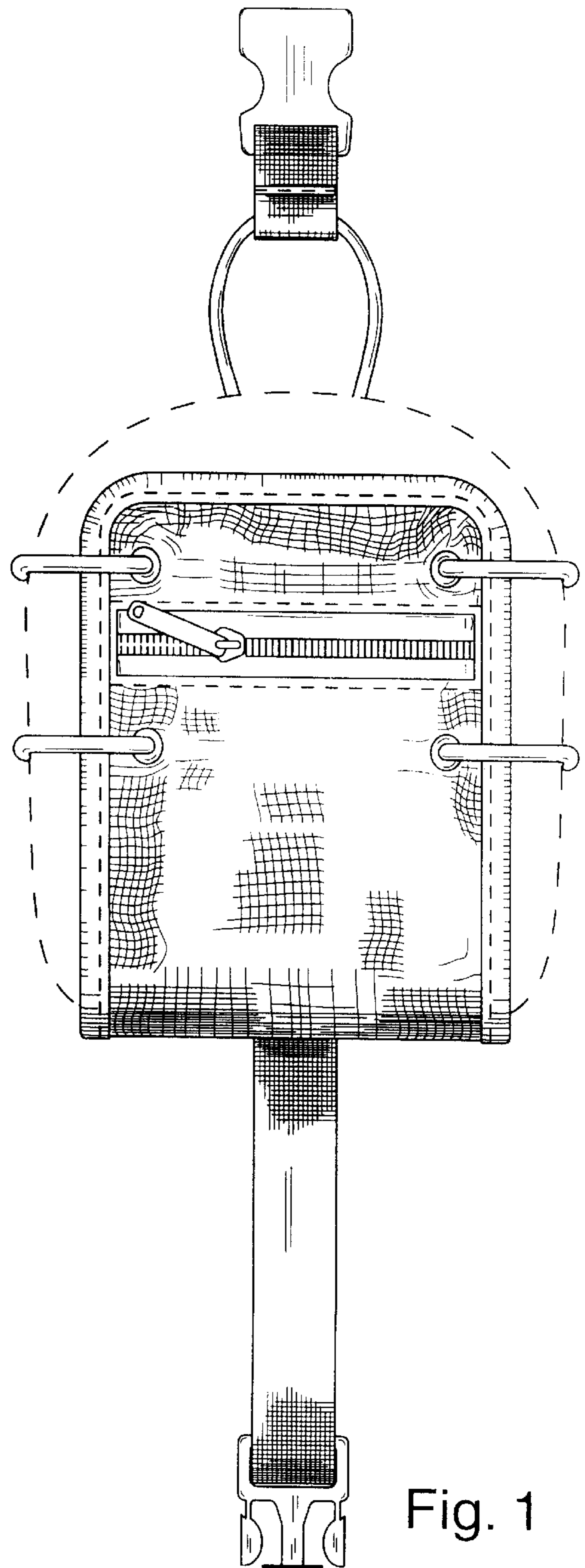


Fig. 1

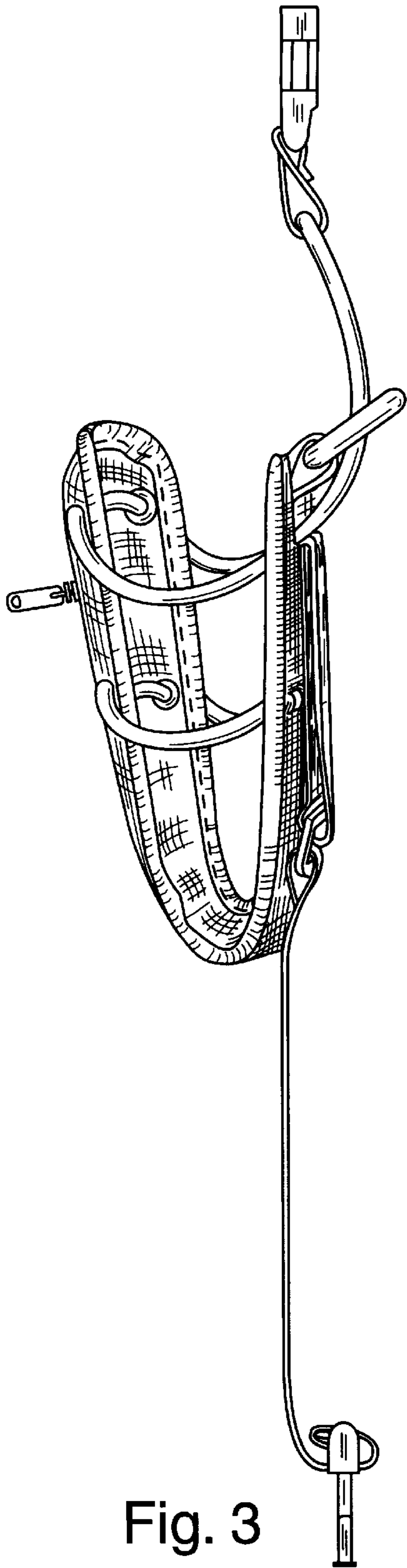


Fig. 3

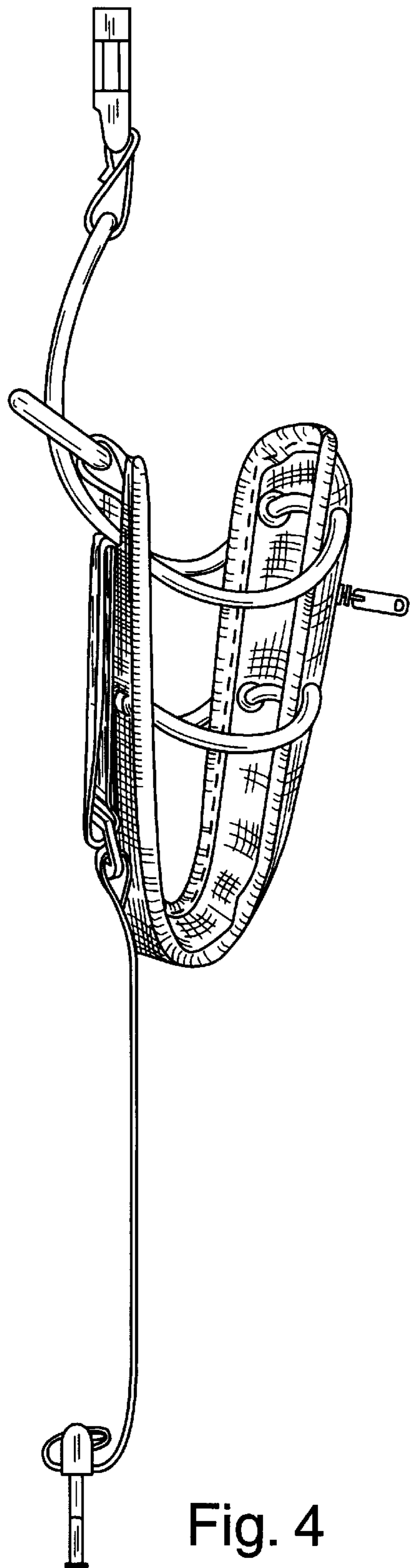


Fig. 4

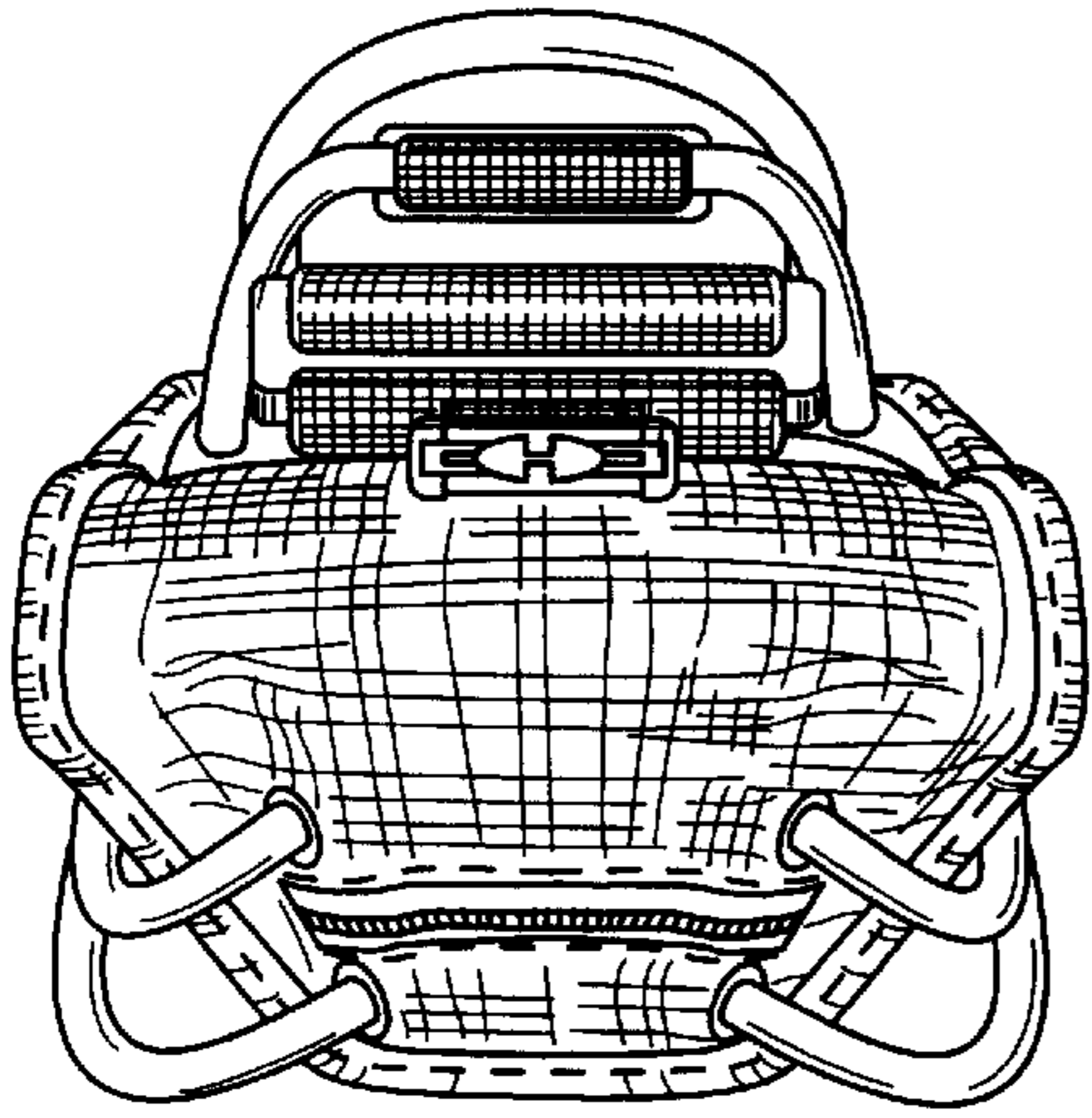


Fig.5




Fig.6

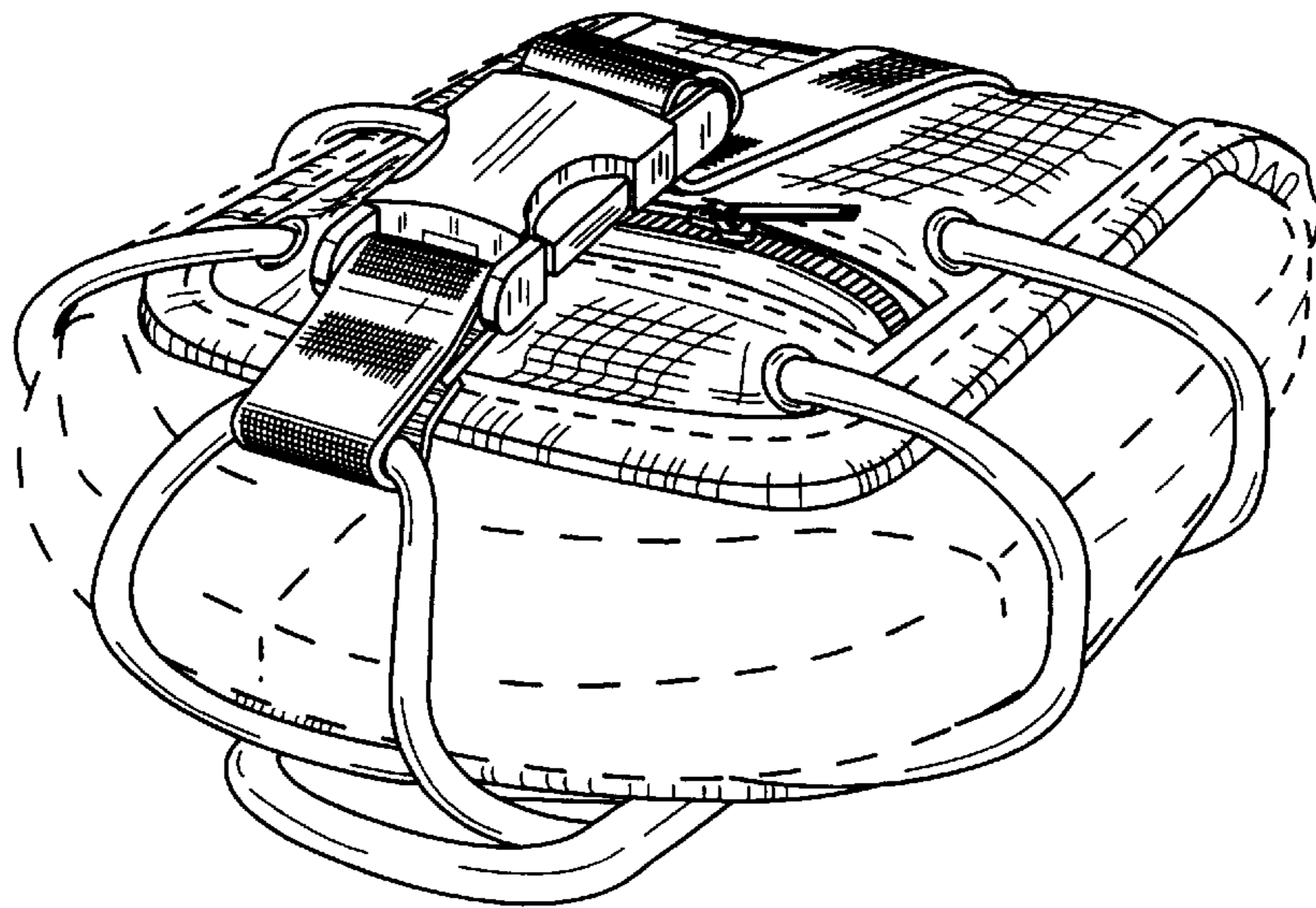


Fig.7