



US00D437109S

(12) **United States Design Patent**
Muscella

(10) **Patent No.:** **US D437,109 S**

(45) **Date of Patent:** **** Feb. 6, 2001**

(54) **UMBRELLA**

5,421,354 6/1995 Bolton 135/19.5
5,505,221 4/1996 Gao 135/20.1

(76) Inventor: **Dominic Muscella**, 27 Hudson Pkwy.,
Whiting, NJ (US) 08759

* cited by examiner

(**) Term: **14 Years**

Primary Examiner—Louis S. Zarfes

Assistant Examiner—Catherine R. Oliver

(21) Appl. No.: **29/123,652**

(74) *Attorney, Agent, or Firm*—Goldstein & Canino

(22) Filed: **May 22, 2000**

(57) **CLAIM**

(51) **LOC (7) Cl.** **03-03**

The ornamental design for an umbrella, as shown and described.

(52) **U.S. Cl.** **D3/5**

(58) **Field of Search** D3/5, 6, 16; 135/15.1,
135/16, 20.1, 25.31, 98

DESCRIPTION

(56) **References Cited**

FIG. 1 is a front elevational view of an umbrella, the rear elevational view being a mirror image of the front view.

FIG. 2 is a right side elevational view thereof.

FIG. 3 is a top plan view thereof.


FIG. 4 is a bottom plan view thereof; and,

FIG. 5 is a left side elevational view thereof.

U.S. PATENT DOCUMENTS

229,685	*	7/1880	Ege	135/20.1
D. 342,378	*	12/1993	Pedorella	D3/6
D. 419,759	*	2/2000	Gouzarzi	D3/5
2,948,289	*	8/1960	Owczarek	135/20.1
3,042,055		7/1962	Todorovic	135/20

1 Claim, 3 Drawing Sheets



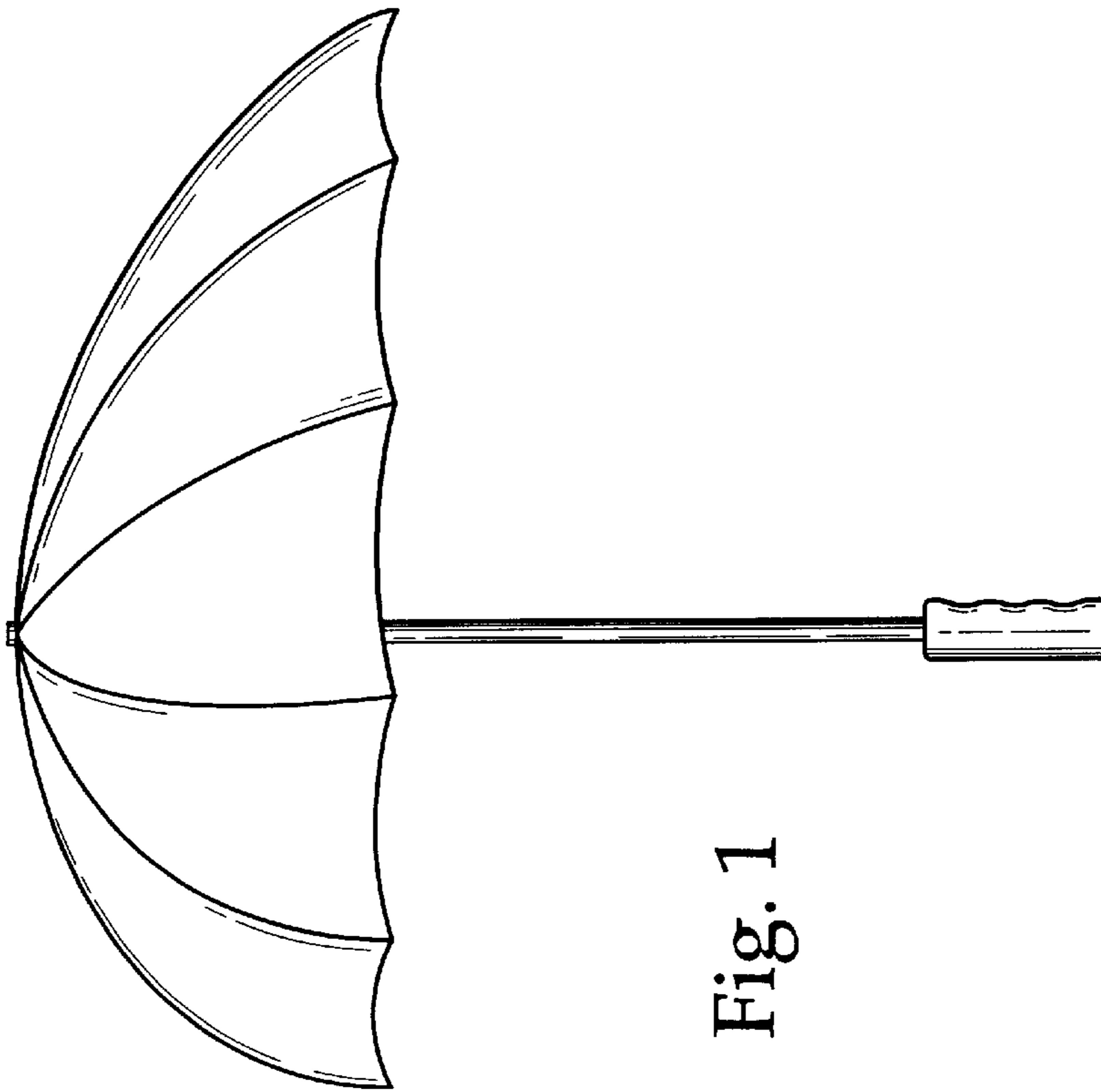


Fig. 1

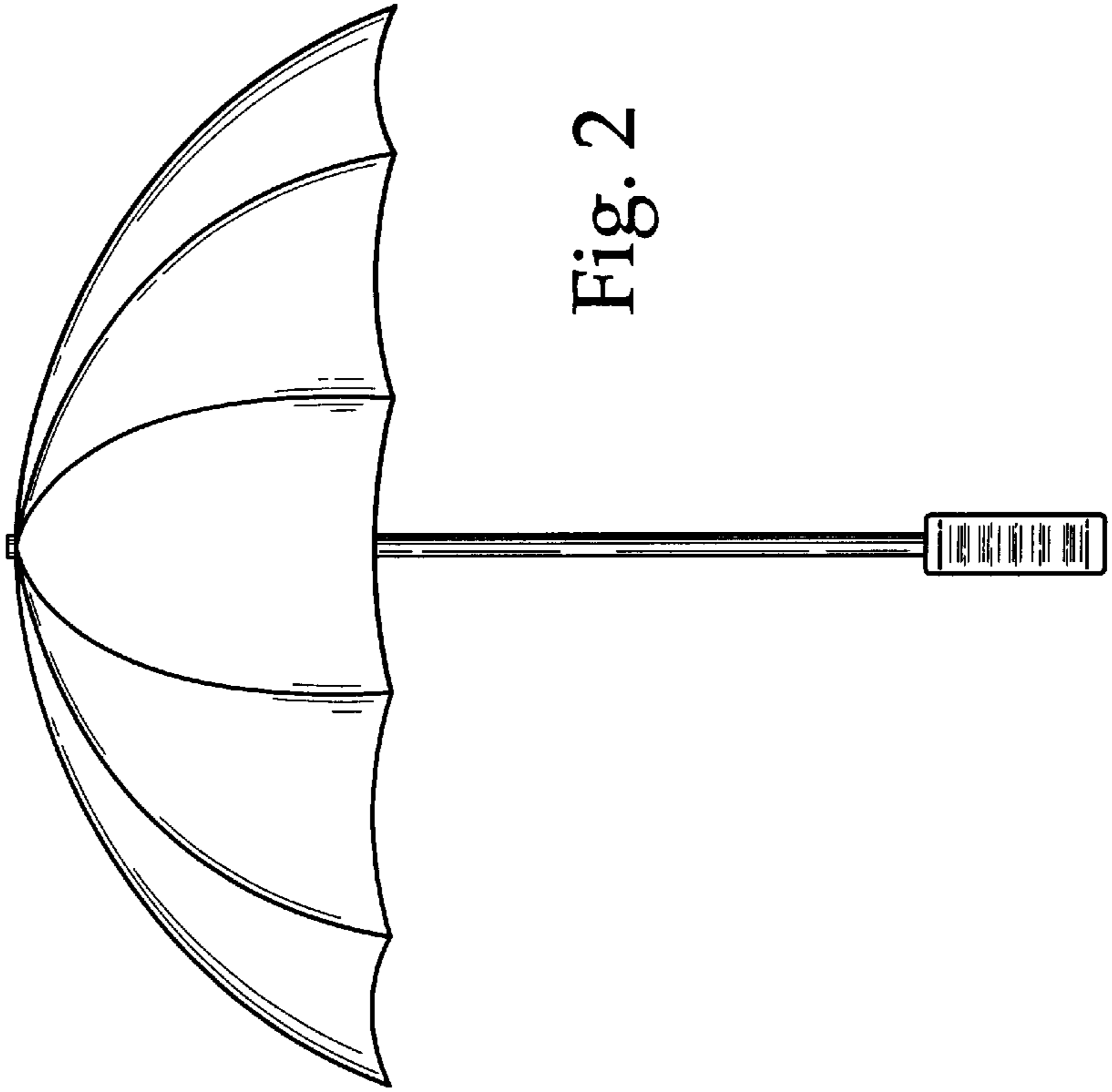


Fig. 2

Fig. 3





Fig. 4






Fig. 5