



US00D437090S

(12) **United States Design Patent**
Lang et al.

(10) **Patent No.:** **US D437,090 S**

(45) **Date of Patent:** **** Jan. 30, 2001**

(54) **FLOSSER TIP HOLDING CARTRIDGE FOR INTERPROXIMAL FLOSSING TIPS**

(75) Inventors: **Kenneth J. Lang**, Loveland; **William B. Stephens**, Boulder, both of CO (US)

(73) Assignee: **Water Pik, Inc.**, Newport Beach, CA (US)

(**) Term: **14 Years**

(21) Appl. No.: **29/115,987**

(22) Filed: **Dec. 21, 1999**

(51) **LOC (7) Cl.** **28-03**

(52) **U.S. Cl.** **D28/66**

(58) **Field of Search** D28/65, 66, 67, D28/68; 132/321, 322, 323, 324, 325, 326, 327, 328, 329; D24/127, 152; D4/108, 120; 206/63.5; 225/6, 34, 37, 38, 39, 42, 49, 50, 51, 53, 77, 80, 81, 82, 90

(56) **References Cited**

U.S. PATENT DOCUMENTS

- D. 234,578 * 3/1975 Gerlich D28/68
- D. 381,468 * 7/1997 Dolan et al. D28/66

- D. 413,694 * 9/1999 Bennett D28/66
- 2,450,635 * 10/1948 Dembonski 132/325
- 3,289,681 * 12/1966 Chamborg 132/326
- 3,311,116 * 3/1967 Foster 132/326
- 4,844,104 * 7/1989 Martin 132/321
- 5,246,022 * 9/1993 Israel et al. 206/63.5

* cited by examiner

Primary Examiner—Paula A. Mortimer

(74) *Attorney, Agent, or Firm*—Dorsey & Whitney LLP

(57) **CLAIM**

The ornamental design for a flosser tip holding cartridge for interproximal flossing tips, as shown and described.

DESCRIPTION

FIG. 1 is a front perspective view of a flosser tip holding cartridge for interproximal flossing tips showing our new design;

FIG. 2 is a top plan view thereof;

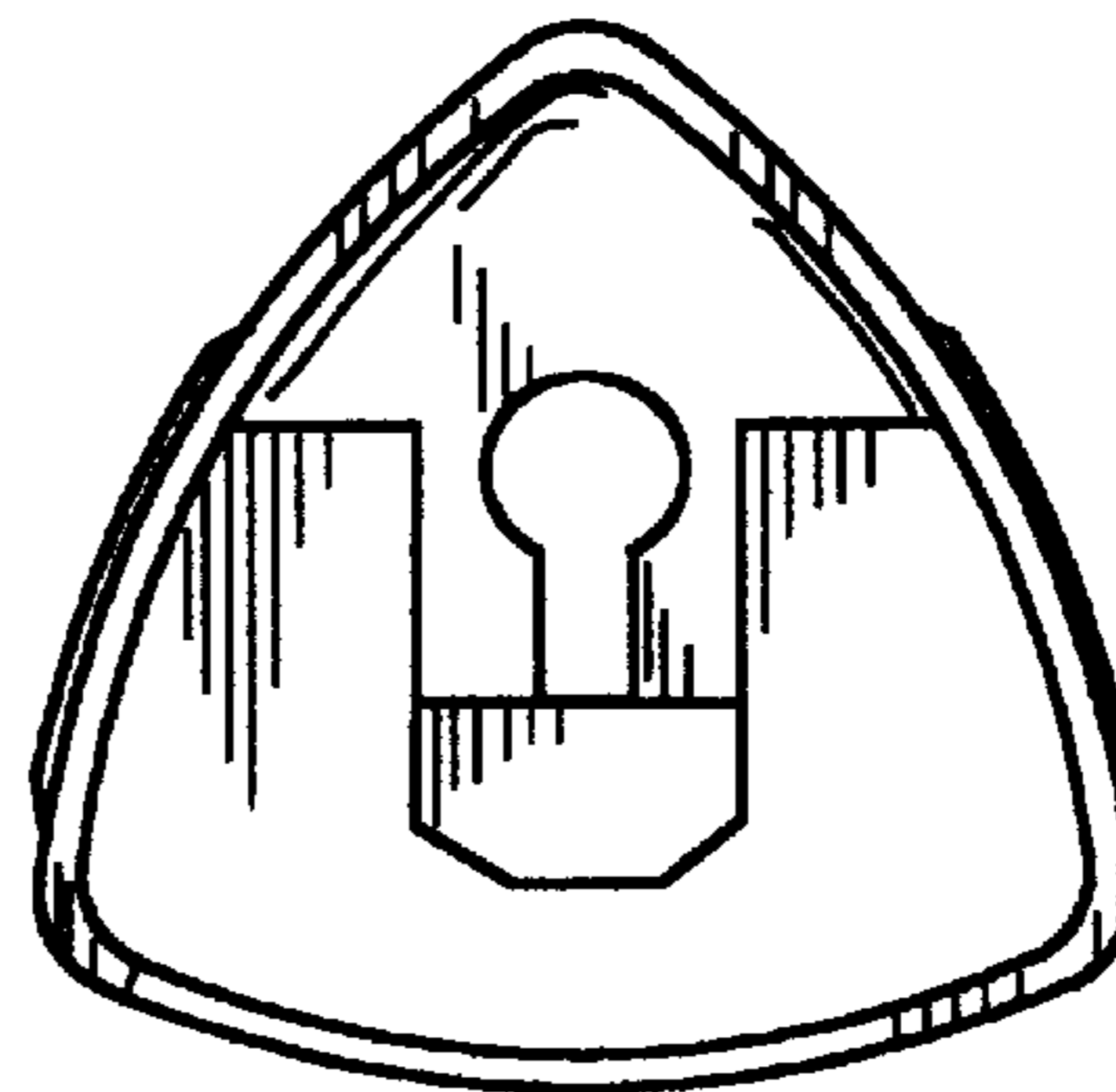

FIG. 3 is a front side elevation view thereof;

FIG. 4 is a left side elevation view thereof, with the right side elevation view being a mirror image thereof;

FIG. 5 is back side elevation view thereof; and,

FIG. 6 is a bottom plan view thereof.

1 Claim, 2 Drawing Sheets






Fig. 1

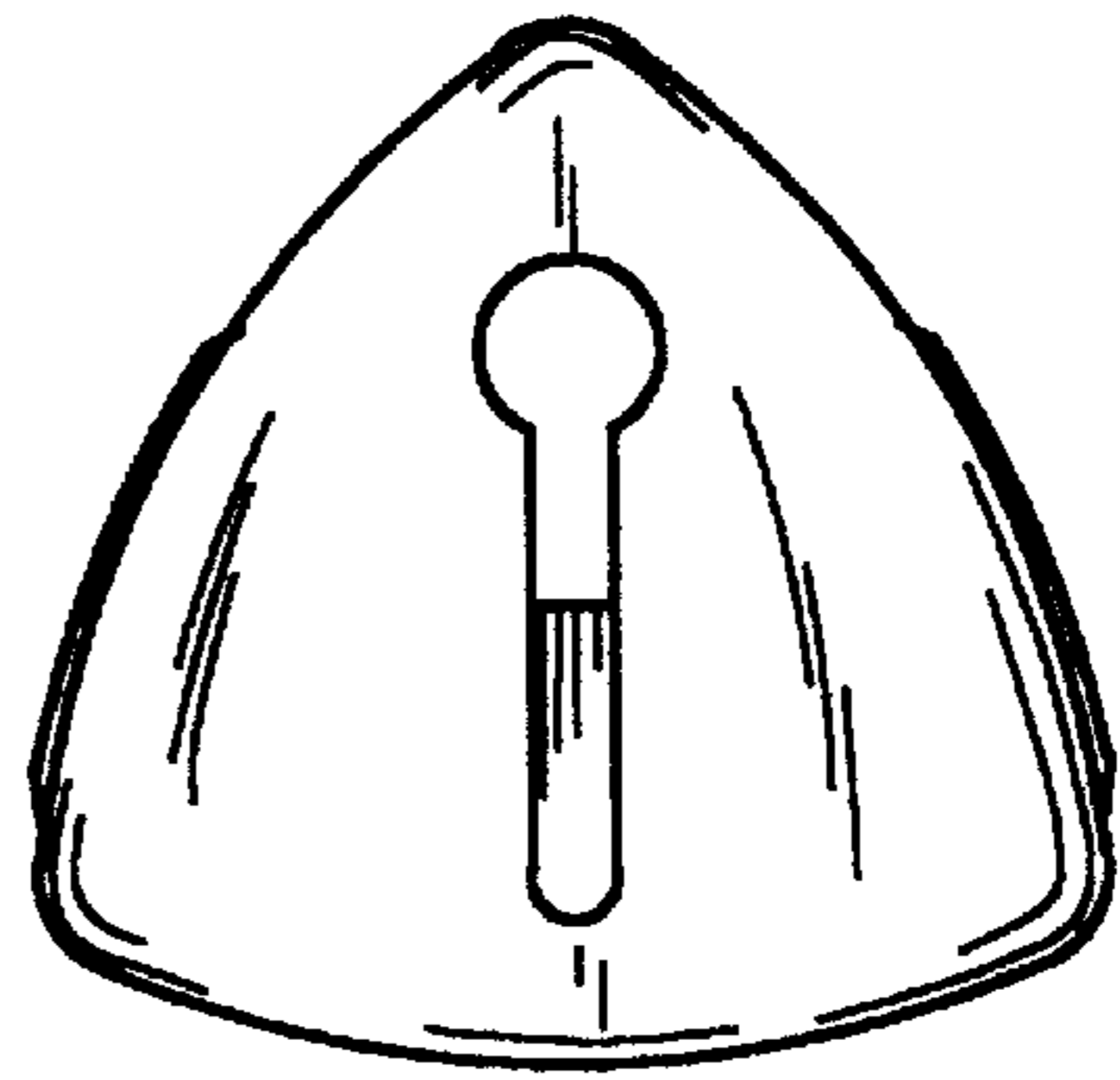


Fig. 2




Fig. 3




Fig. 4




Fig. 5

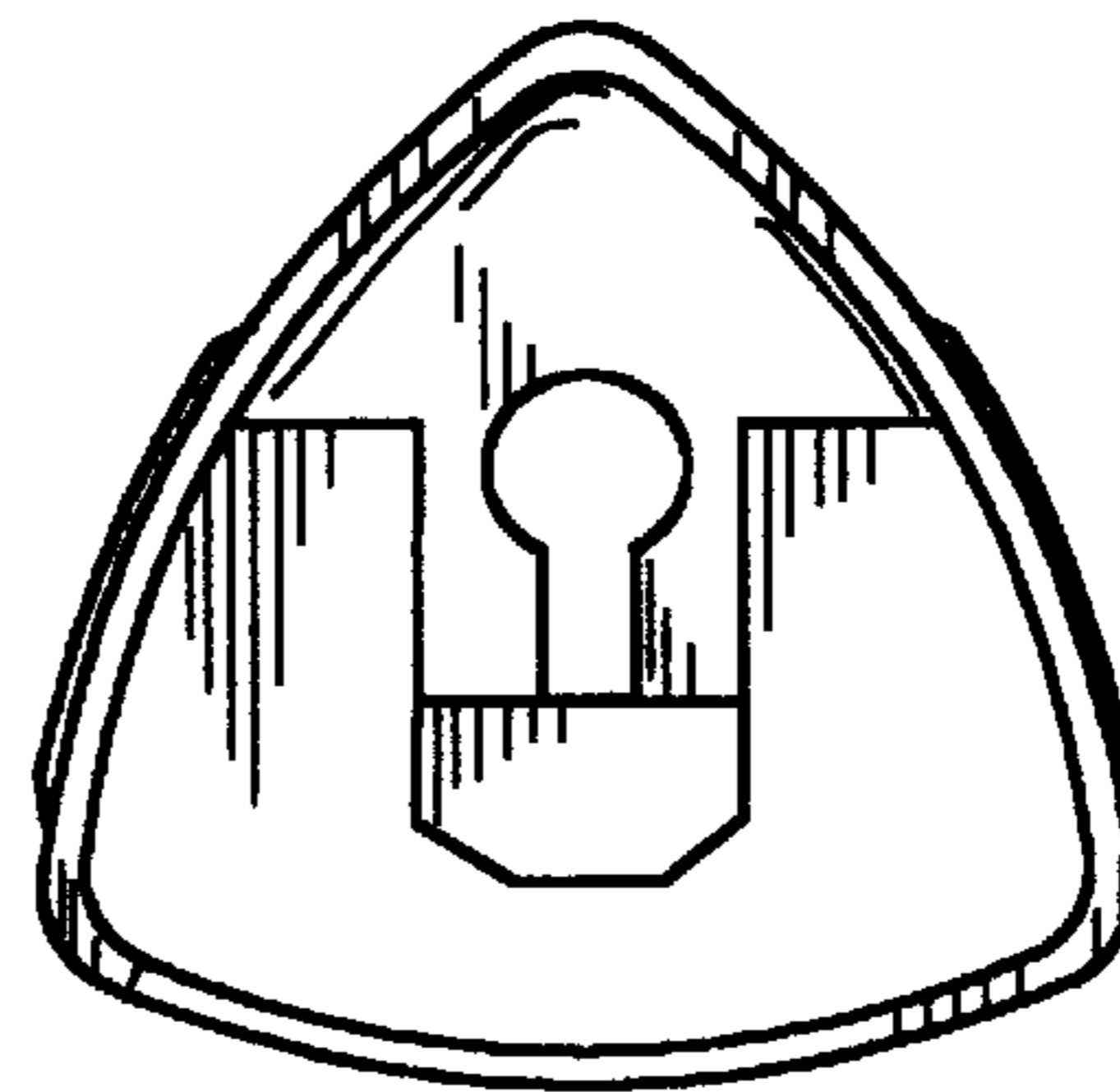


Fig. 6