



US00D437085S

(12) **United States Design Patent**  
**Lee**

(10) **Patent No.:** **US D437,085 S**

(45) **Date of Patent:** **\*\* Jan. 30, 2001**

(54) **LIGHTER**

(76) Inventor: **Jong-Sik Lee**, 115,1302 Dong-A 923  
Dongchoon-dong, Younsoo-ku Inchon  
(KR)

(\*\*) Term: **14 Years**

(21) Appl. No.: **29/120,241**

(22) Filed: **Mar. 16, 2000**

(51) **LOC (7) Cl.** ..... **27-05**

(52) **U.S. Cl.** ..... **D27/141**

(58) **Field of Search** ..... D27/139, 141,  
D27/154, 155, 157, 160, 159; 431/254,  
255, 139, 141, 142, 143, 157, 159

(56) **References Cited**

**U.S. PATENT DOCUMENTS**

- D. 145,183 \* 7/1946 Meshberg ..... D27/159
- D. 219,397 \* 12/1970 Woofter ..... D27/154
- D. 377,995 2/1997 Yoo .
- D. 403,807 1/1999 Fontaine, Jr. .

\* cited by examiner

*Primary Examiner*—Susan J. Lucas

*Assistant Examiner*—Jennifer Rivard

(74) *Attorney, Agent, or Firm*—Fish & Richardson P.C.

(57) **CLAIM**

The ornamental design for a lighter, as shown and described.

**DESCRIPTION**

FIG. 1 is a perspective view of a lighter embodying the new design;

FIG. 2 is a front elevation view of the lighter shown in FIG. 1;

FIG. 3 is a rear elevation view of the lighter shown in FIG. 1;

FIG. 4 is an elevation view of one side of the lighter shown in FIG. 1;

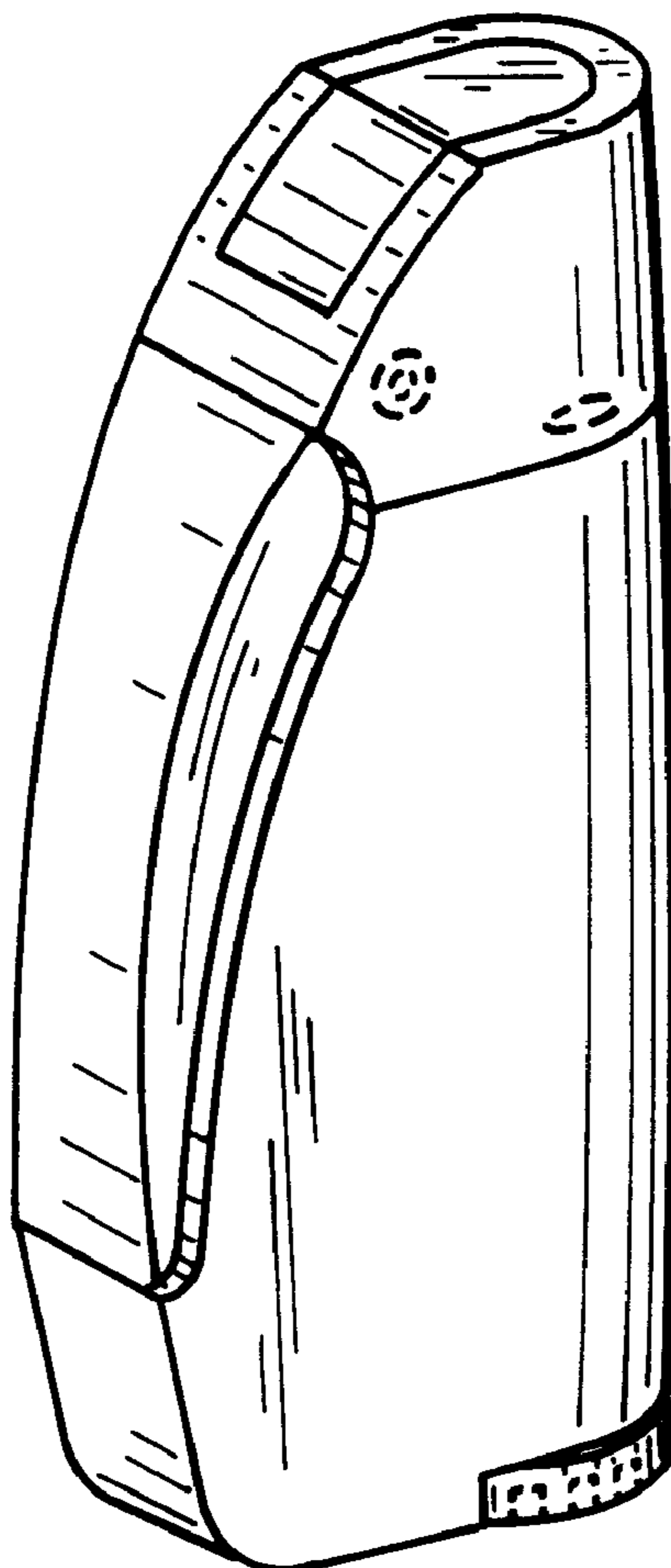
FIG. 5 is an elevation view of the other side of the lighter shown in FIG. 1;

FIG. 6 is a top plan view of the lighter shown in FIG. 1; and,

FIG. 7 is a bottom view of the lighter shown in FIG. 1.

The broken lines in the drawings do not form part of the claimed design.

**1 Claim, 1 Drawing Sheet**






FIG. 2

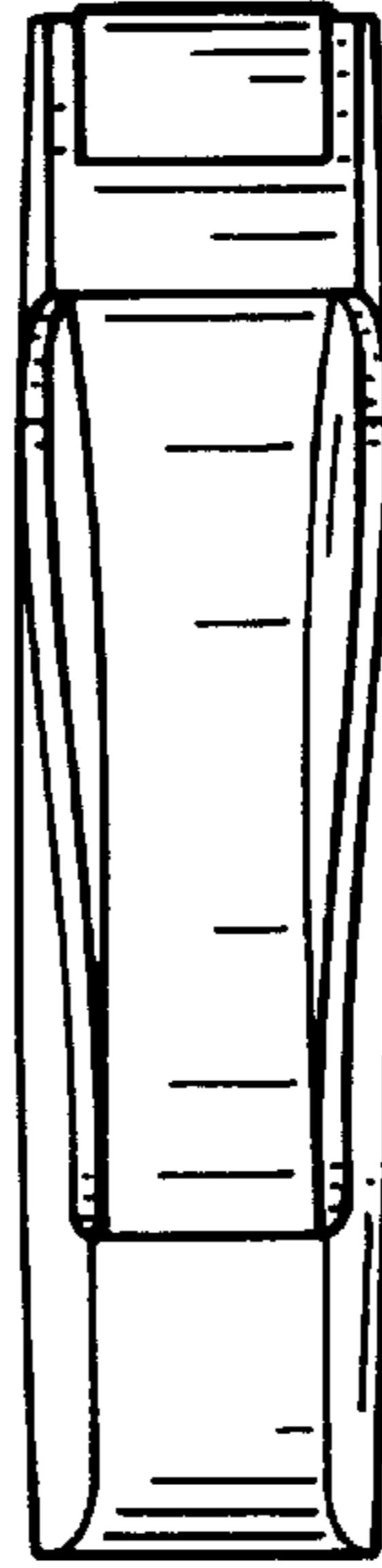


FIG. 3

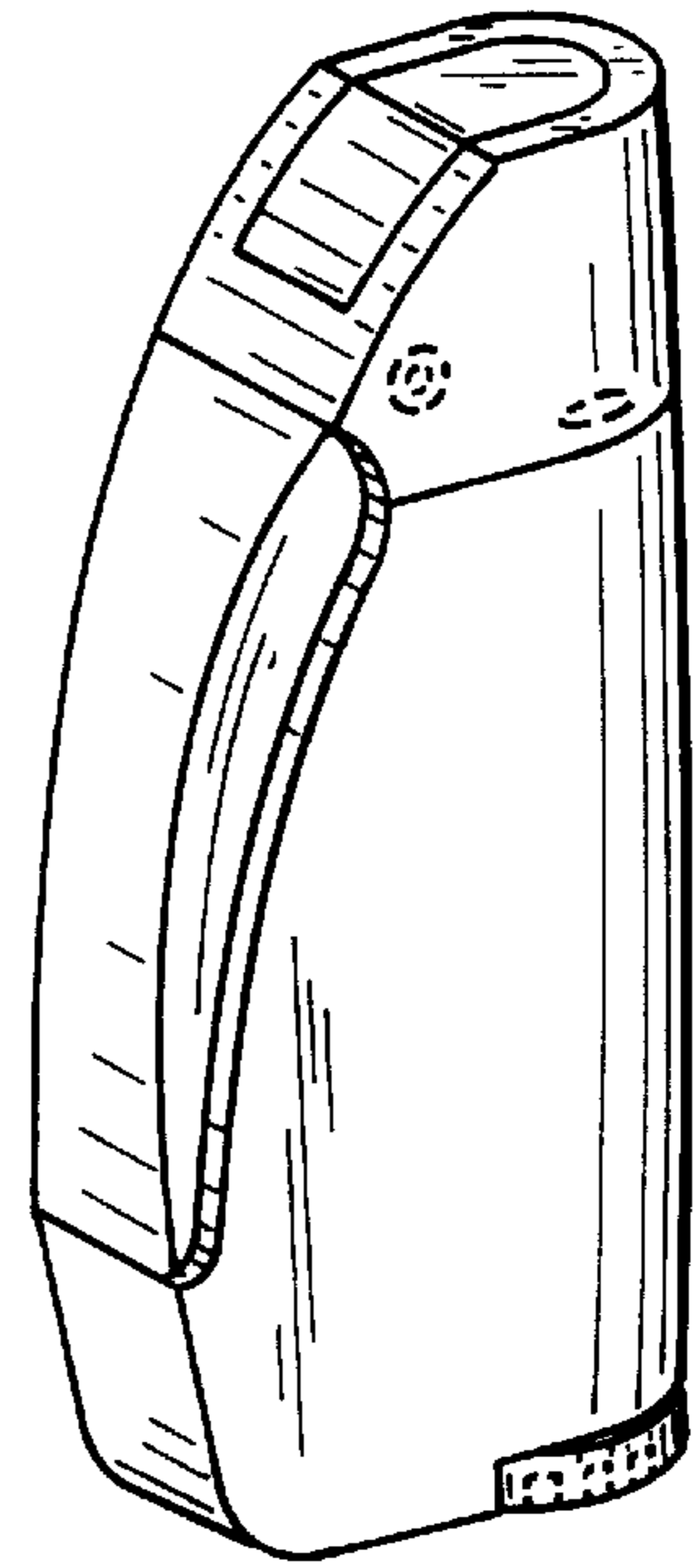


FIG. 1

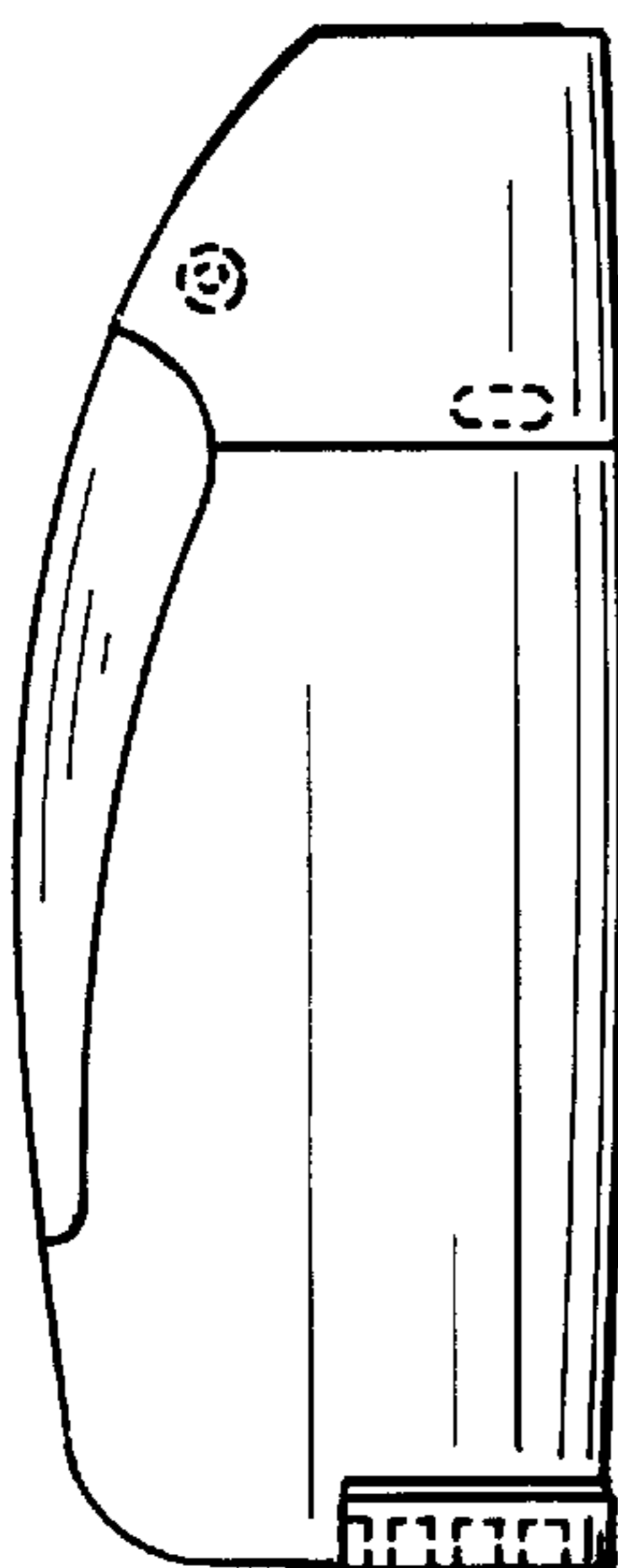


FIG. 4



FIG. 5

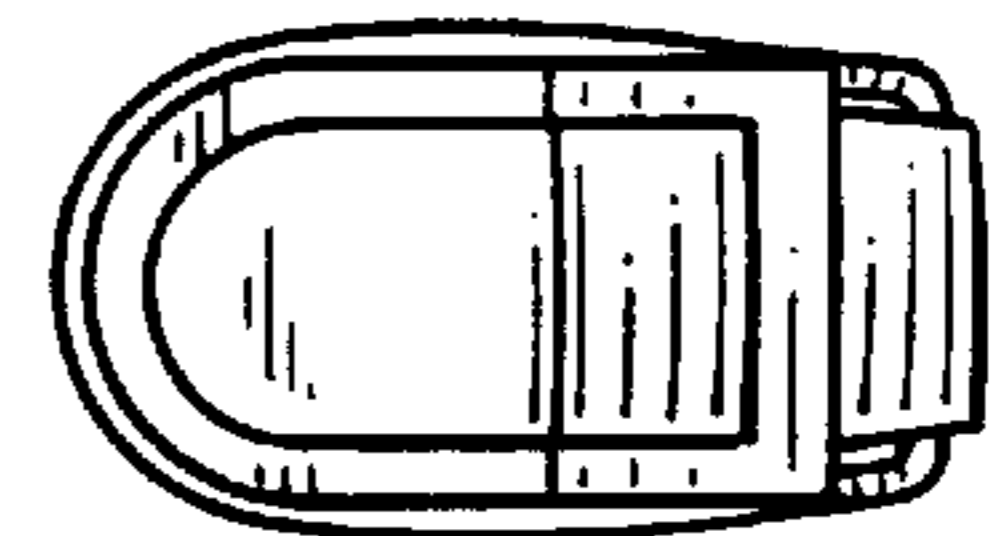


FIG. 6




FIG. 7