



US00D437049S

(12) **United States Design Patent**
Hartwein

(10) **Patent No.:** **US D437,049 S**

(45) **Date of Patent:** **** Jan. 30, 2001**

(54) **ORAL IRRIGATOR**

(75) Inventor: **Peter Hartwein**, Kronberg (DE)

(73) Assignee: **Braun GmbH** (DE)

(**) Term: **14 Years**

(21) Appl. No.: **29/110,552**

(22) Filed: **Sep. 9, 1999**

(30) **Foreign Application Priority Data**

Mar. 10, 1999 (DE) 4 99 02 500

(51) **LOC (7) Cl.** **24-02**

(52) **U.S. Cl.** **D24/111**

(58) **Field of Search** D24/108, 111,
D24/113, 152, 176; D4/104, 108; D8/107;
15/22.1, 143.1, 145, 176.1, 167.1; 16/110.1,
430; 128/DIG. 10; 433/80, 85, 86, 88, 89,
114, 126; 601/162, 163, 165

(56) **References Cited**

U.S. PATENT DOCUMENTS

D. 318,918 * 8/1991 Hartwein D24/111

D. 356,864 * 3/1995 Woog D24/111

D. 403,511 * 1/1999 Serbinski D4/108
4,078,558 * 3/1978 Woog et al. 601/162
4,989,590 * 2/1991 Baum et al. 601/163
6,056,710 * 5/2000 Bachman et al. 601/162

* cited by examiner

Primary Examiner—Alan P. Douglas

Assistant Examiner—Reid Hecker

(74) *Attorney, Agent, or Firm*—Fish & Richardson P.C.

(57) **CLAIM**

The ornamental design for an oral irrigator, as shown and described.

DESCRIPTION

FIG. 1 is a perspective front elevational view of an oral irrigator from above, showing my design; FIG. 2 is a front view of the appliance; FIG. 3 is a rear view thereof; FIG. 4 is a side view thereof; FIG. 5 is a side view thereof; FIG. 6 is a top plan view thereof; FIG. 7 is a bottom plan view thereof; and, FIG. 8 is a perspective front elevational view with the cover in an open position.

1 Claim, 5 Drawing Sheets



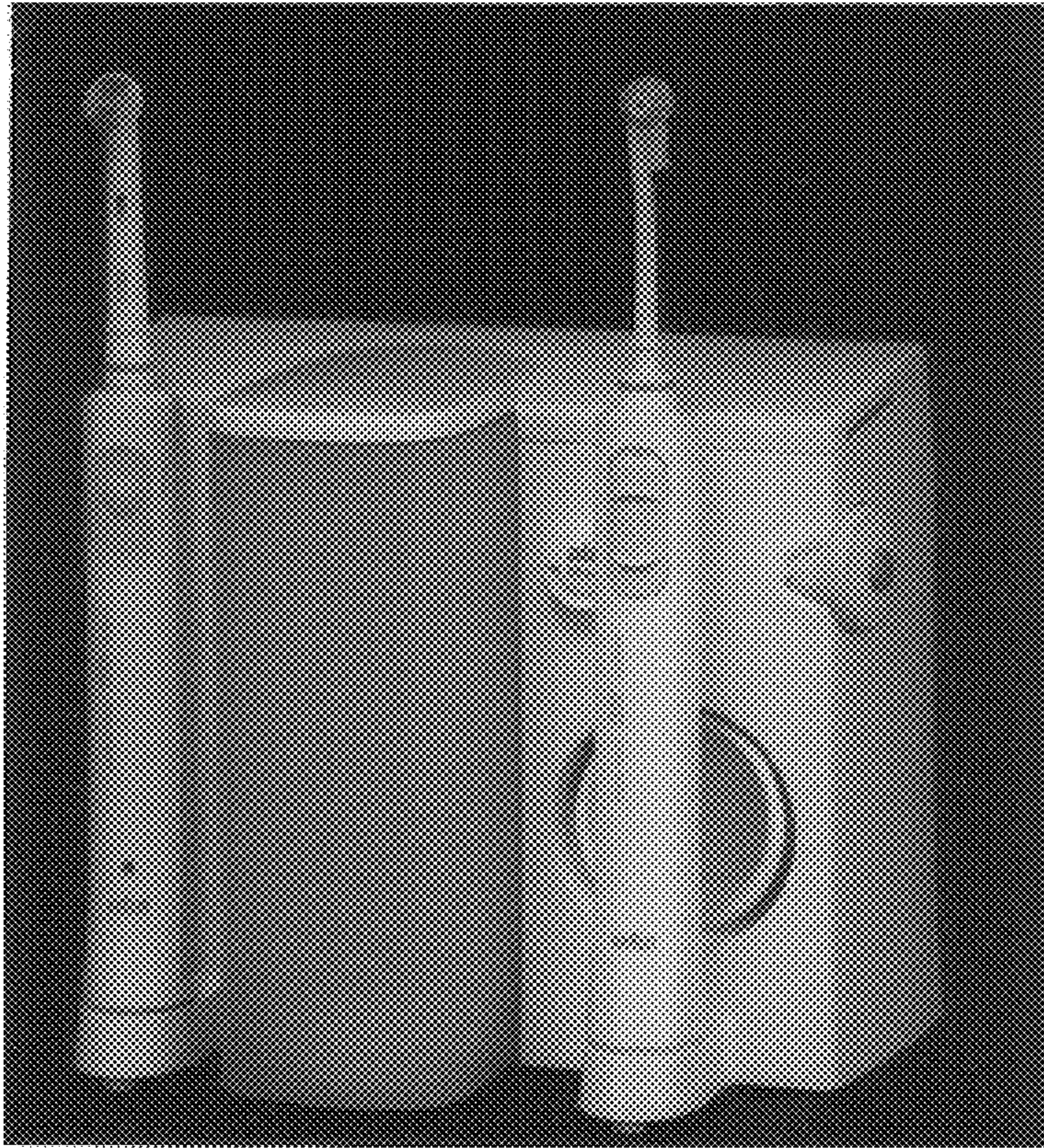


FIG. 1




FIG. 8

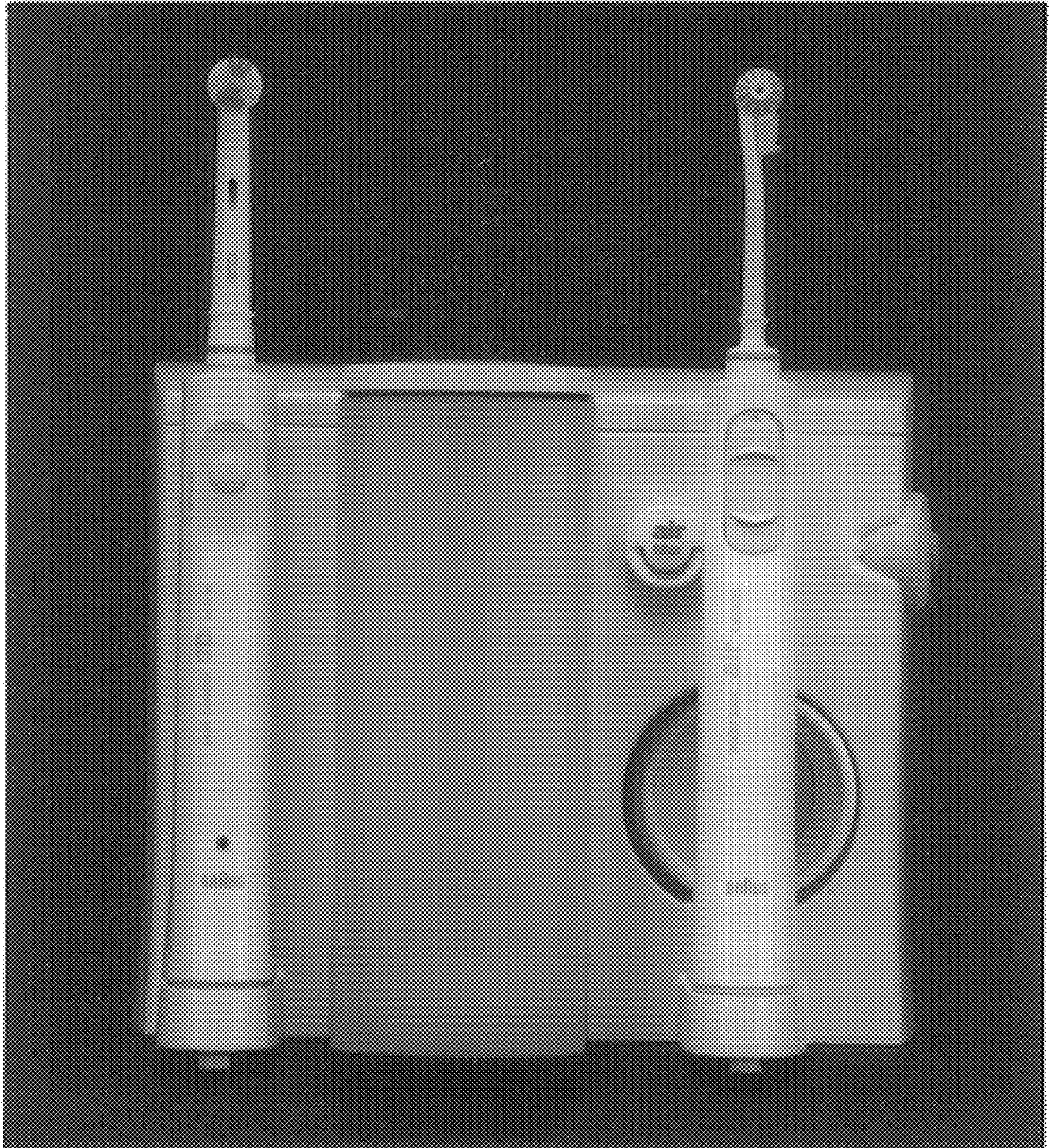


FIG. 2




FIG. 3




FIG. 4

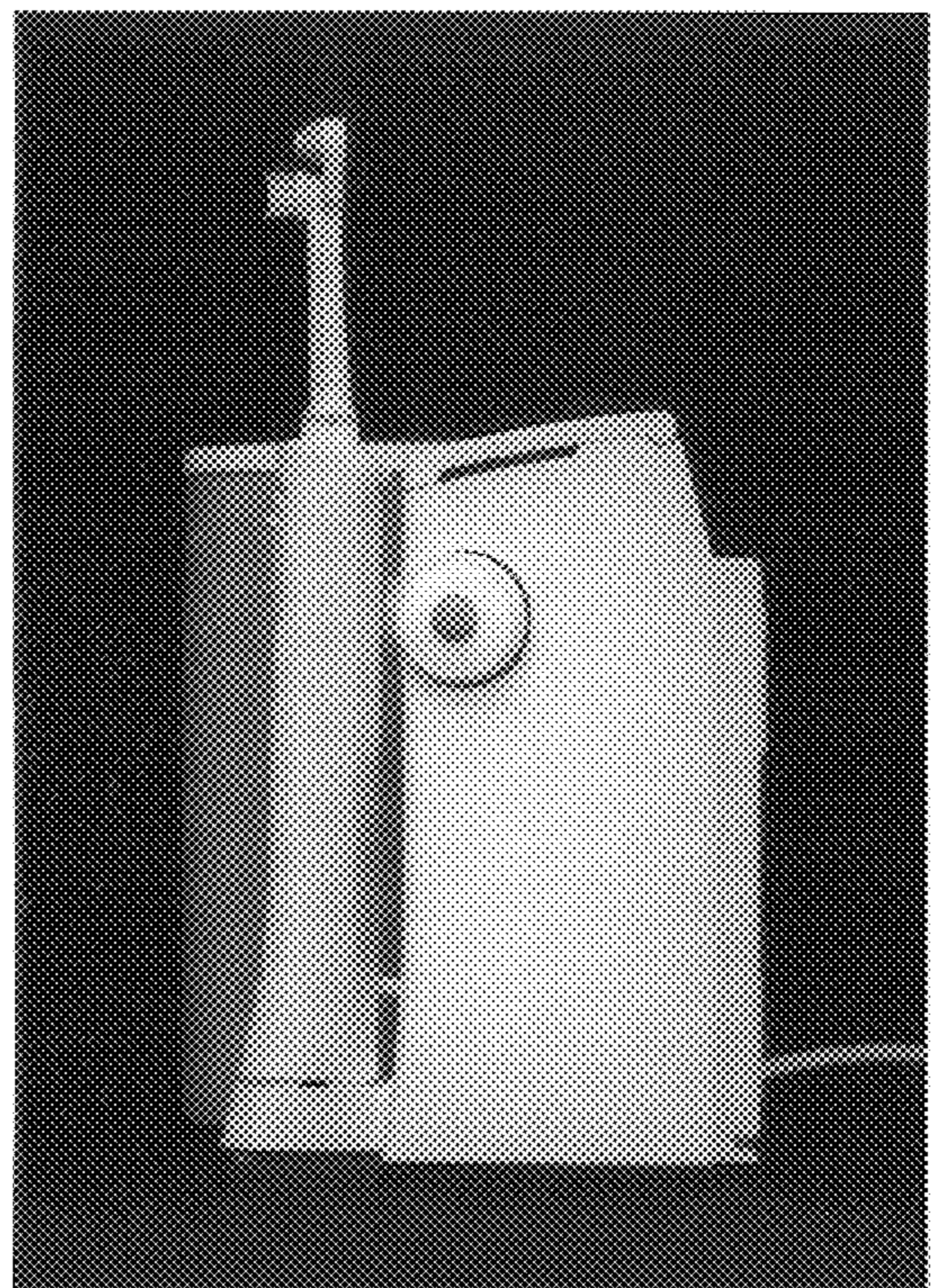


FIG. 5




FIG. 6




FIG. 7