



US00D437045S

(12) **United States Design Patent**
Luster

(10) **Patent No.:** **US D437,045 S**

(45) **Date of Patent:** **** Jan. 30, 2001**

(54) **FOAM RUBBER PADDED FIREPLACE SAFETY COVER**

4,865,015 * 9/1989 Hasty et al. 126/500

* cited by examiner

(76) Inventor: **Michael Luster**, 29 Delemere Blvd.,
Fairport, NY (US) 14450

Primary Examiner—Mitchell Siegel

(74) *Attorney, Agent, or Firm*—Shlesinger, Fitzsimmons &
Shlesinger

(**) Term: **14 Years**

(21) Appl. No.: **29/119,433**

(57) **CLAIM**

(22) Filed: **Feb. 29, 2000**

The ornamental design for a foam rubber padded fireplace safety cover, substantially as shown and described.

(51) **LOC (7) Cl.** **23-99**

(52) **U.S. Cl.** **D23/403**

(58) **Field of Search** D23/403, 405;
126/500; 52/3; 248/345.1; 5/424, 93.1,
493; D6/601, 606, 610, 595, 596

DESCRIPTION

FIG. 1 is a front elevational view of the foam rubber padded fireplace safety cover, the broken line showing of the fireplace is for illustrative purposes only and forms no part of the claimed design;

FIG. 2 is a top plan view thereof;

FIG. 3 is a rear elevational view thereof,

FIG. 4 is a rear elevational view thereof; and,

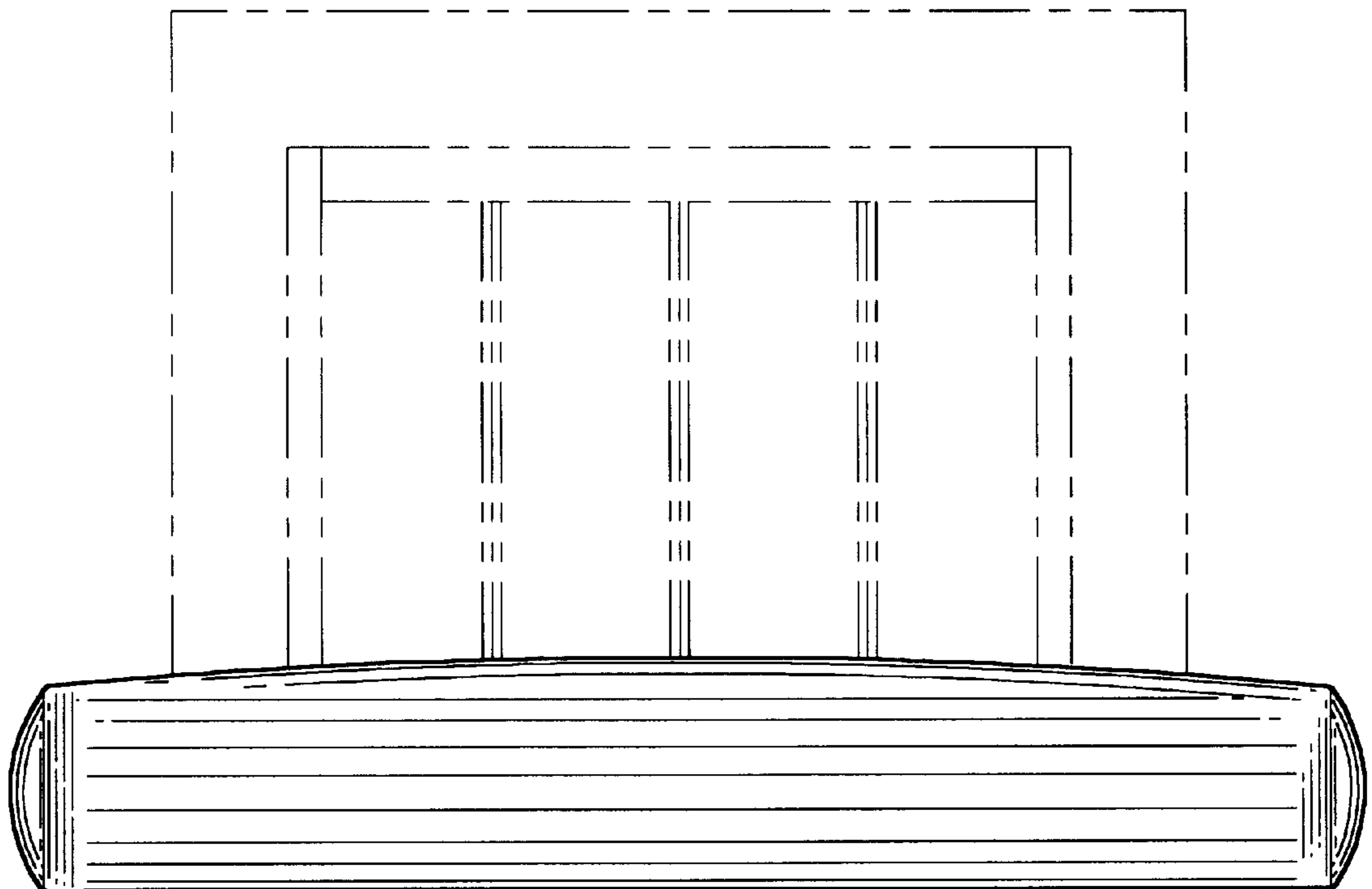
FIG. 5 is an end view thereof as seen when looking at the right end thereof as shown in FIG. 3, the left end thereof being a mirror image of the right end.

(56) **References Cited**

U.S. PATENT DOCUMENTS

- D. 317,649 * 6/1991 Alford D23/403
- D. 347,888 * 6/1994 Jackson D23/403
- D. 354,805 * 1/1995 Bowen et al. D23/403
- D. 362,060 * 9/1995 Jacobs D23/403

1 Claim, 1 Drawing Sheet



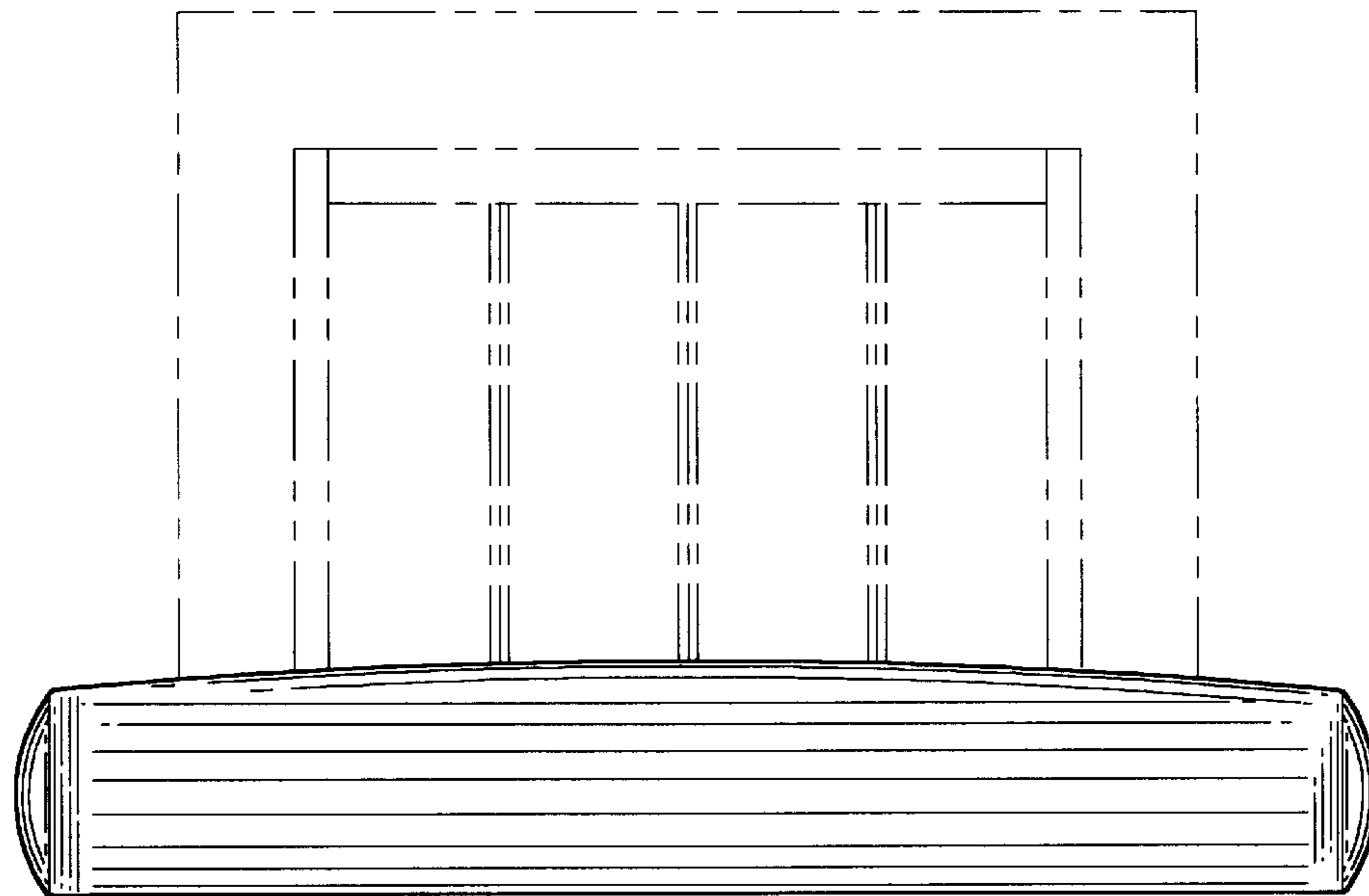


FIG. 1




FIG. 2

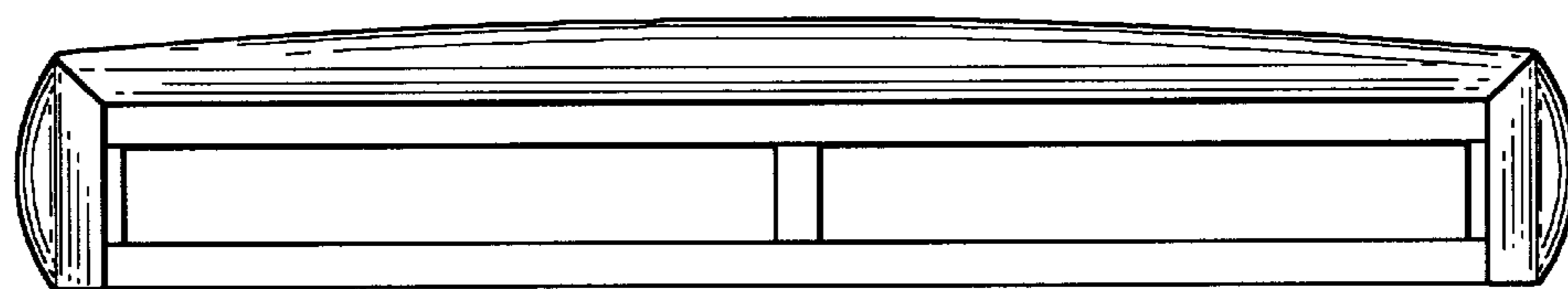


FIG. 3

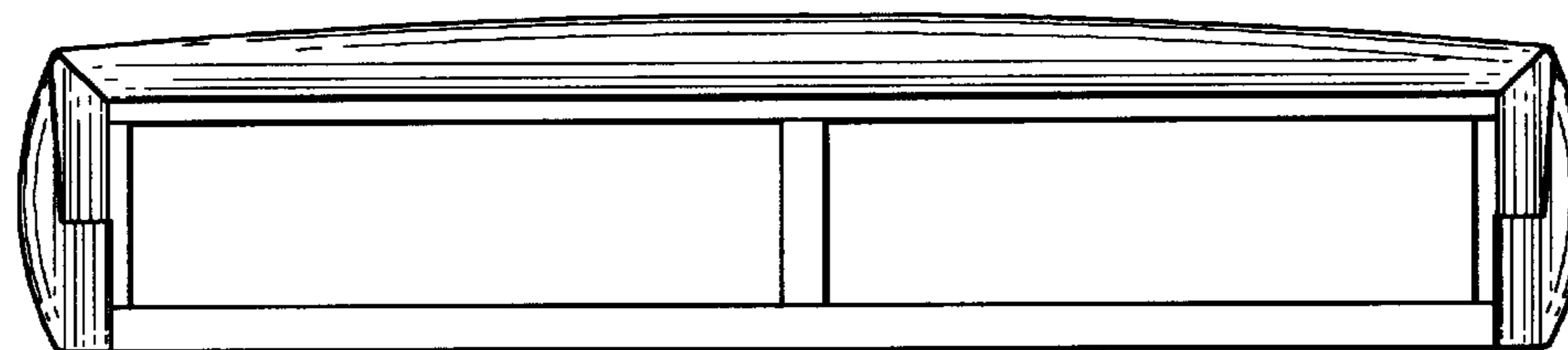


FIG. 4

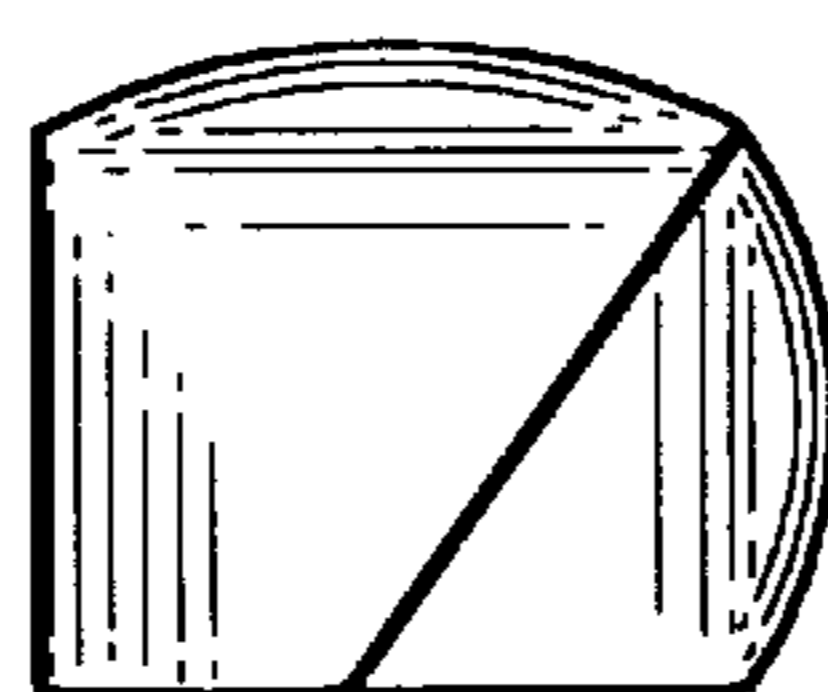


FIG. 5