



US00D437031S

(12) **United States Design Patent**
Nguyen et al.

(10) **Patent No.:** **US D437,031 S**

(45) **Date of Patent:** **** Jan. 30, 2001**

(54) **FAUCET BASE**

(75) **Inventors:** **Luan Nguyen, Randolph; John Hyde,**
Flemington, both of NJ (US)

(73) **Assignee:** **American Standard Inc.,** Piscataway,
NJ (US)

(**) **Term:** **14 Years**

(21) **Appl. No.:** **29/096,691**

(22) **Filed:** **Nov. 18, 1998**

Related U.S. Application Data

(62) Division of application No. 29/067,839, filed on Mar. 17,
1997, now Pat. No. Des. 407,142.

(51) **LOC (7) Cl.** **23-01**

(52) **U.S. Cl.** **D23/238**

(58) **Field of Search** D23/238-243,
D23/250-257; 4/674-678; 137/801

(56) **References Cited**

U.S. PATENT DOCUMENTS

D. 213,874 4/1969 Landell et al. D23/23
D. 219,779 1/1971 Tiller D23/23

D. 265,581 * 7/1982 Kohler, Jr. D23/254
D. 291,239 * 8/1987 Haug et al. D23/252
D. 302,850 * 8/1989 Lathrop D23/254
D. 367,697 3/1996 Haug et al. D23/238
D. 368,764 4/1996 Hill et al. D23/238
D. 393,696 4/1998 Doughty et al. D23/243
D. 404,120 * 1/1999 Donahue et al. D23/243
D. 405,870 * 2/1999 Lord D23/243
3,593,961 * 7/1971 Stewart 251/349

* cited by examiner

Primary Examiner—Doris Clark

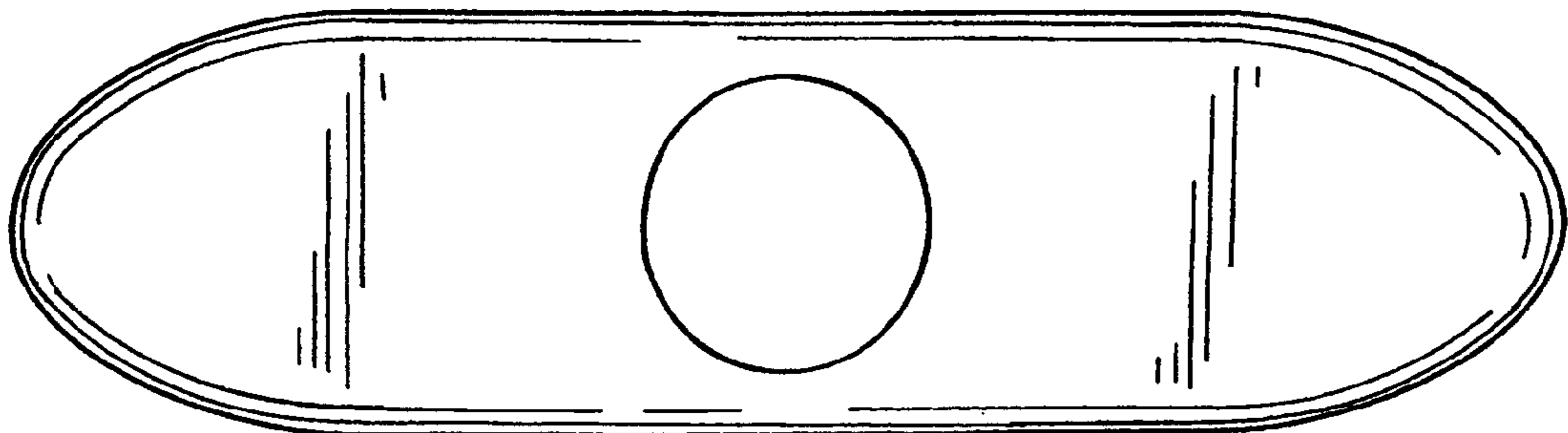
(57) **CLAIM**

The ornamental design for a faucet base, as shown and described.

DESCRIPTION

FIG. 1 is a top plan view of a faucet base showing our new design;
FIG. 2 is a bottom plan view of FIG. 1;
FIG. 3 is a left side elevational view of FIG. 1, the right side being a mirror image of the left side;
FIG. 4 is a front elevational view of FIG. 1, the rear elevational view being a mirror image of the front side; and,
FIG. 5 is a perspective view of FIG. 1.

1 Claim, 1 Drawing Sheet



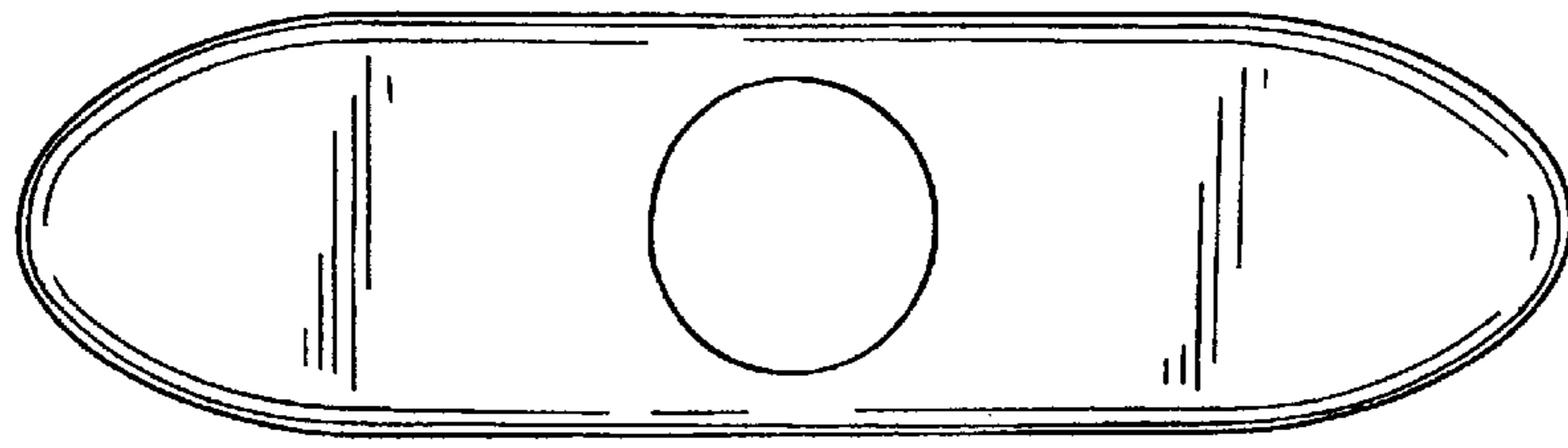


FIG. 1

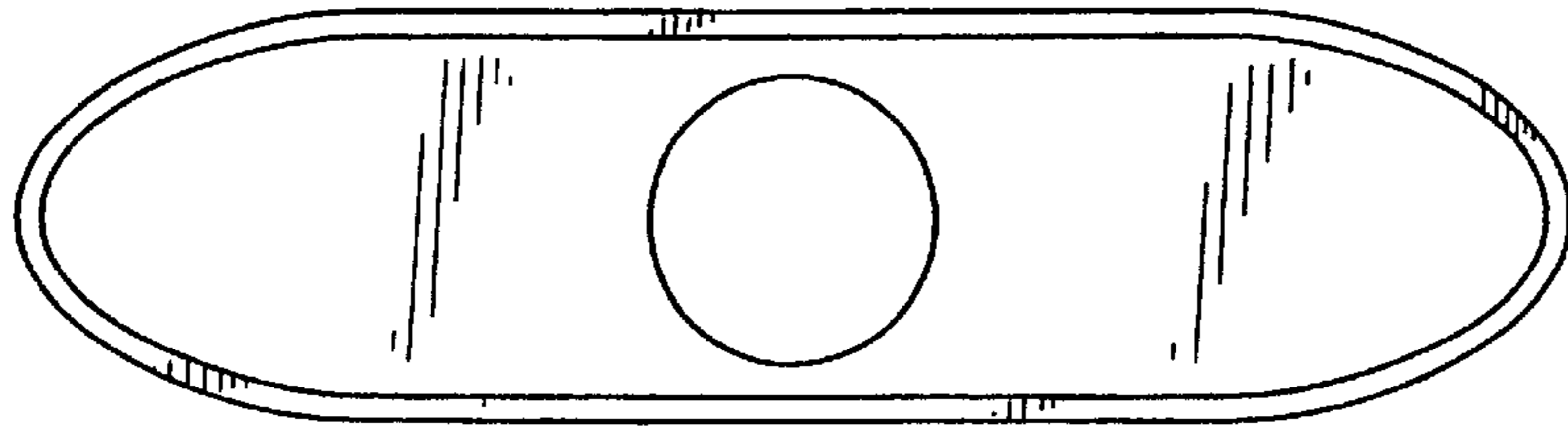


FIG. 2

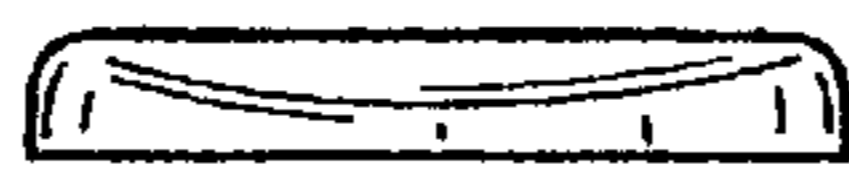


FIG. 3




FIG. 4

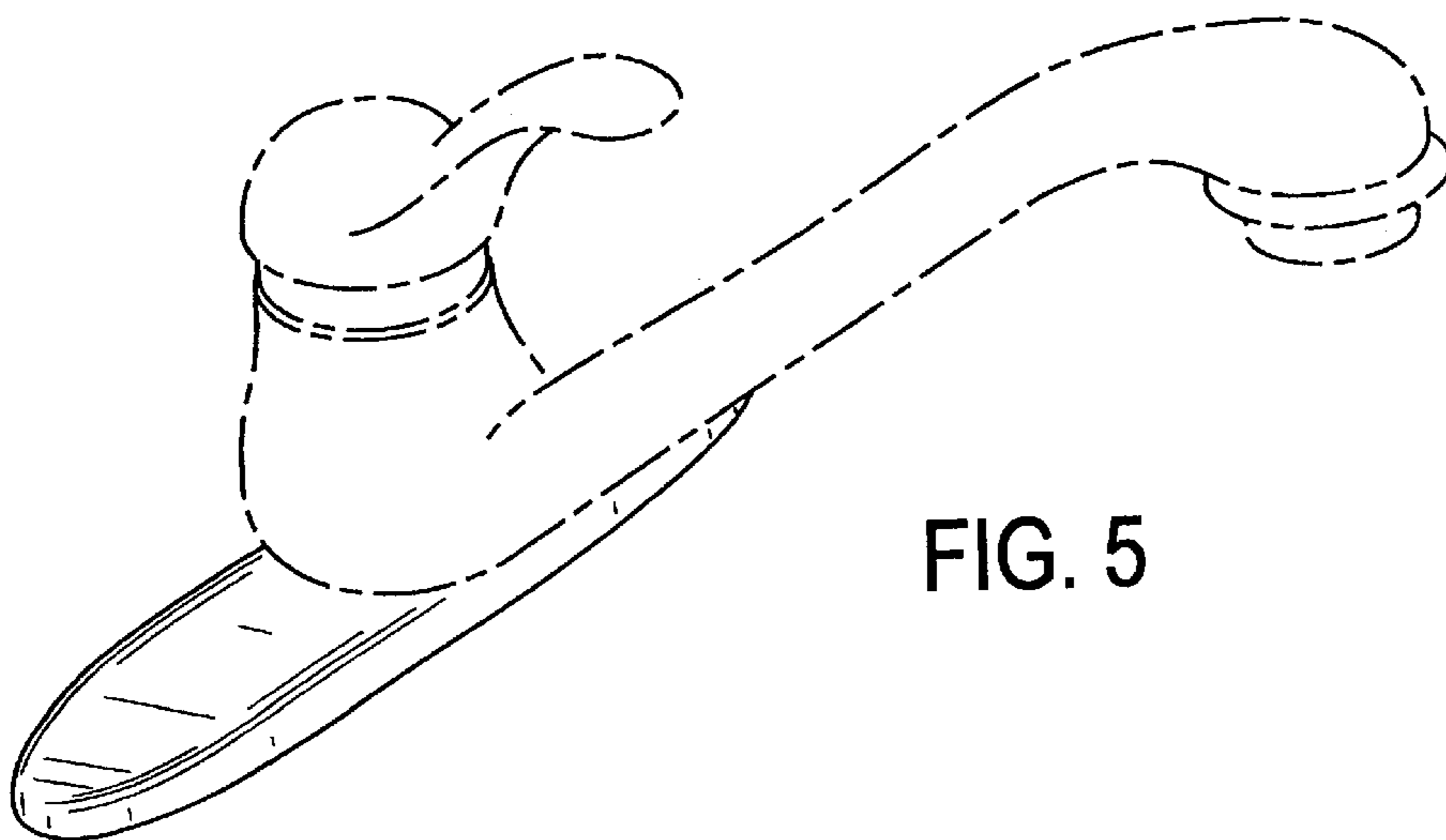


FIG. 5