



US00D437020S

(12) **United States Design Patent**  
**Streit**

(10) **Patent No.:** **US D437,020 S**

(45) **Date of Patent:** **\*\* Jan. 30, 2001**

(54) **GOLF BALL POSITION MARKER**

(76) Inventor: **Kenneth F. Streit**, 414 S. Seegwun Ave., Mount Prospect, IL (US) 60056

(\*\*) Term: **14 Years**

(21) Appl. No.: **29/121,700**

(22) Filed: **Apr. 12, 2000**

(51) **LOC (7) Cl.** ..... **21-02**

(52) **U.S. Cl.** ..... **D21/794**

(58) **Field of Search** ..... D21/793, 794;  
473/285, 406

(56) **References Cited**

**U.S. PATENT DOCUMENTS**

- D. 224,657 \* 8/1972 Fisher ..... D21/794
- D. 411,276 \* 6/1999 Rosenfeld ..... D21/789

\* cited by examiner

*Primary Examiner*—Mitchell Siegel

(74) *Attorney, Agent, or Firm*—Pauley Petersen Kinne & Fejer

(57) **CLAIM**

The ornamental design for a golf ball position marker, as shown.

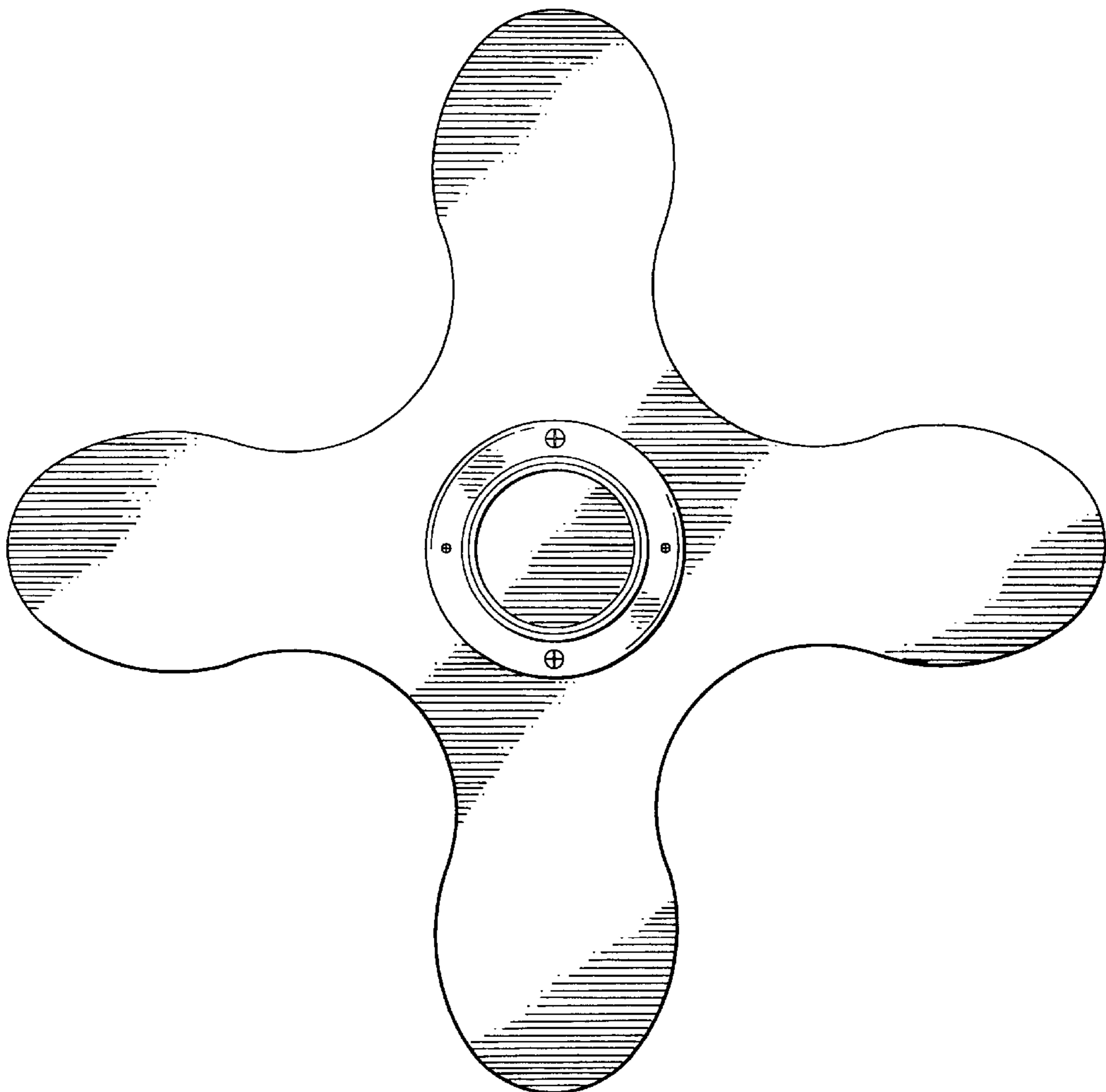
**DESCRIPTION**

FIG. 1 is a side view, taken along any side, of a golf ball position marker according to one preferred embodiment of this invention;

FIG. 2 is a top view of the golf ball position marker, as shown in FIG. 1; and,

FIG. 3 is a bottom view of the golf ball position marker, as shown in FIG. 1.

**1 Claim, 2 Drawing Sheets**



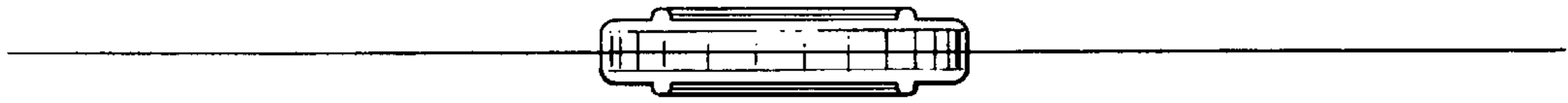


FIG. 1

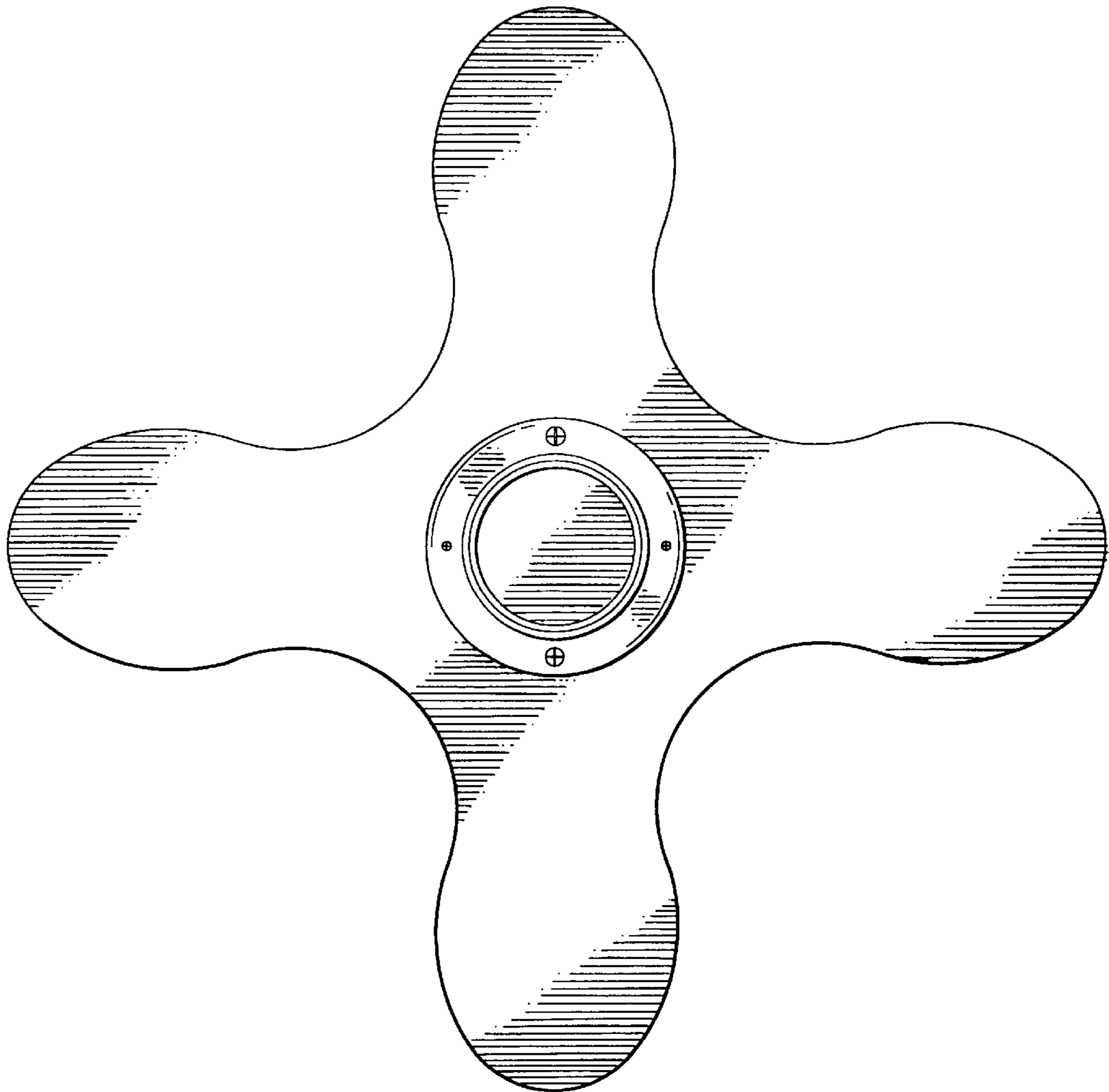


FIG. 2

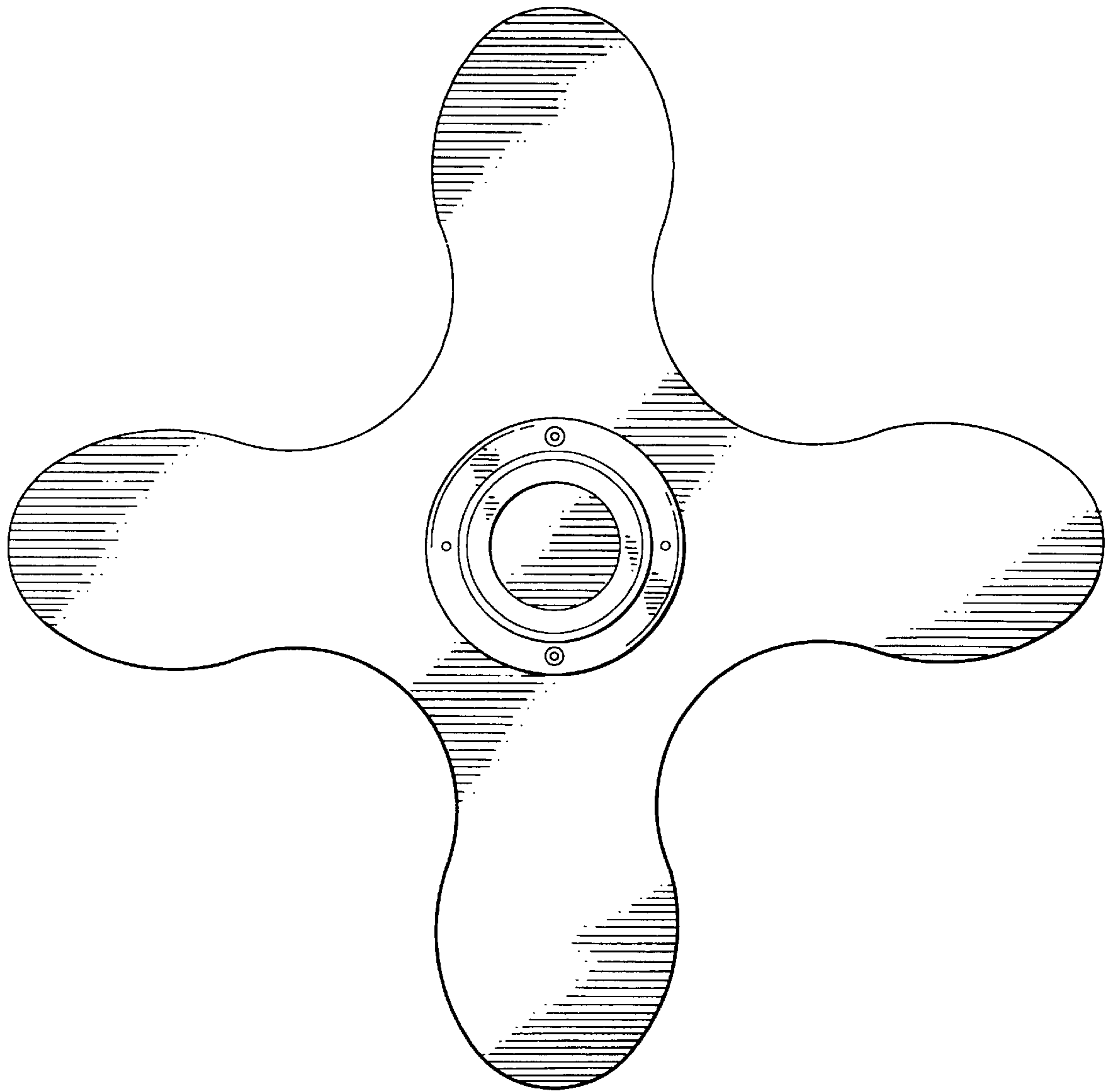


FIG.3