



US00D437013S

(12) **United States Design Patent**  
**Martinez et al.**

(10) **Patent No.:** **US D437,013 S**

(45) **Date of Patent:** **\*\* Jan. 30, 2001**

(54) **ANIMATED FROG**

(75) Inventors: **Osvaldo Martinez**, Miami; **Miguel Paredes**, Miami Beach, both of FL (US)

(73) Assignee: **Chartpak, Inc.**, Leeds, MA (US)

(\*\*) Term: **14 Years**

(21) Appl. No.: **29/095,071**

(22) Filed: **Oct. 15, 1998**

(51) **LOC (7) Cl.** ..... **21-01**

(52) **U.S. Cl.** ..... **D21/600**

(58) **Field of Search** ..... D21/576, 587,  
D21/600, 605, 656; 446/97, 98, 369

(56) **References Cited**

**U.S. PATENT DOCUMENTS**

- D. 50,224 \* 1/1917 Cady ..... D21/600
- D. 173,969 \* 2/1955 Raines ..... D21/600
- D. 257,273 \* 10/1980 Armstrong et al. .... D21/600

- D. 283,337 \* 4/1986 Wolfe ..... D21/600
- D. 359,533 \* 6/1995 Schmidli ..... D21/605
- D. 373,800 \* 9/1996 Lance et al. .... D21/600

\* cited by examiner

*Primary Examiner*—Sandra L. Morris

(74) *Attorney, Agent, or Firm*—Schweitzer Cornman Gross & Bondell LLP


(57) **CLAIM**


We claim the ornamental design of an animated frog, as shown and described.

**DESCRIPTION**

FIG. 1 is a front view embodying our design for an animated frog;  
 FIG. 2 is a plan view thereof;  
 FIG. 3 is a left side elevational view thereof;  
 FIG. 4 is a right side elevational view thereof;  
 FIG. 5 is a rear view thereof; and,  
 FIG. 6 is a bottom plan view thereof.


**1 Claim, 6 Drawing Sheets**



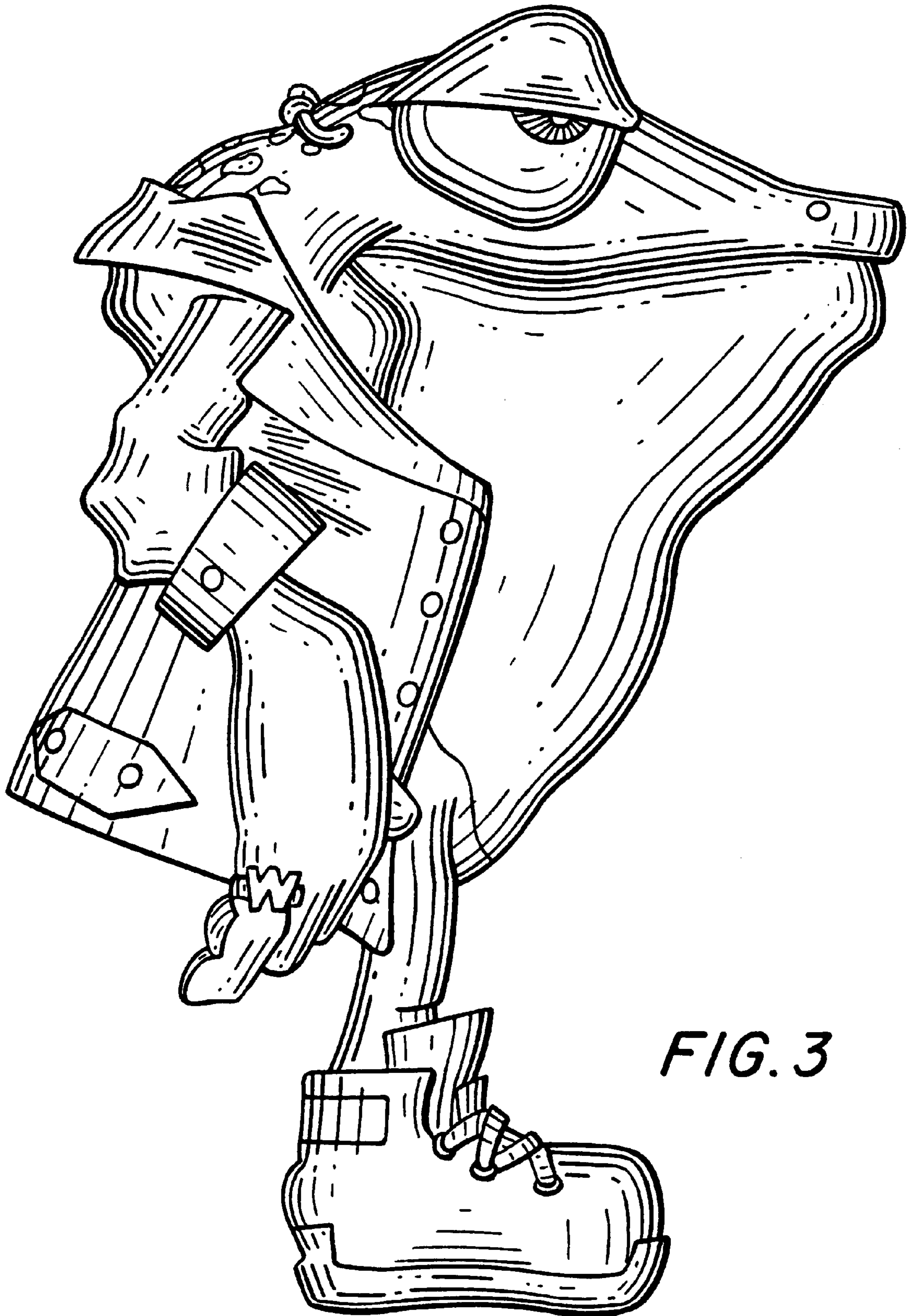


*FIG. 1*

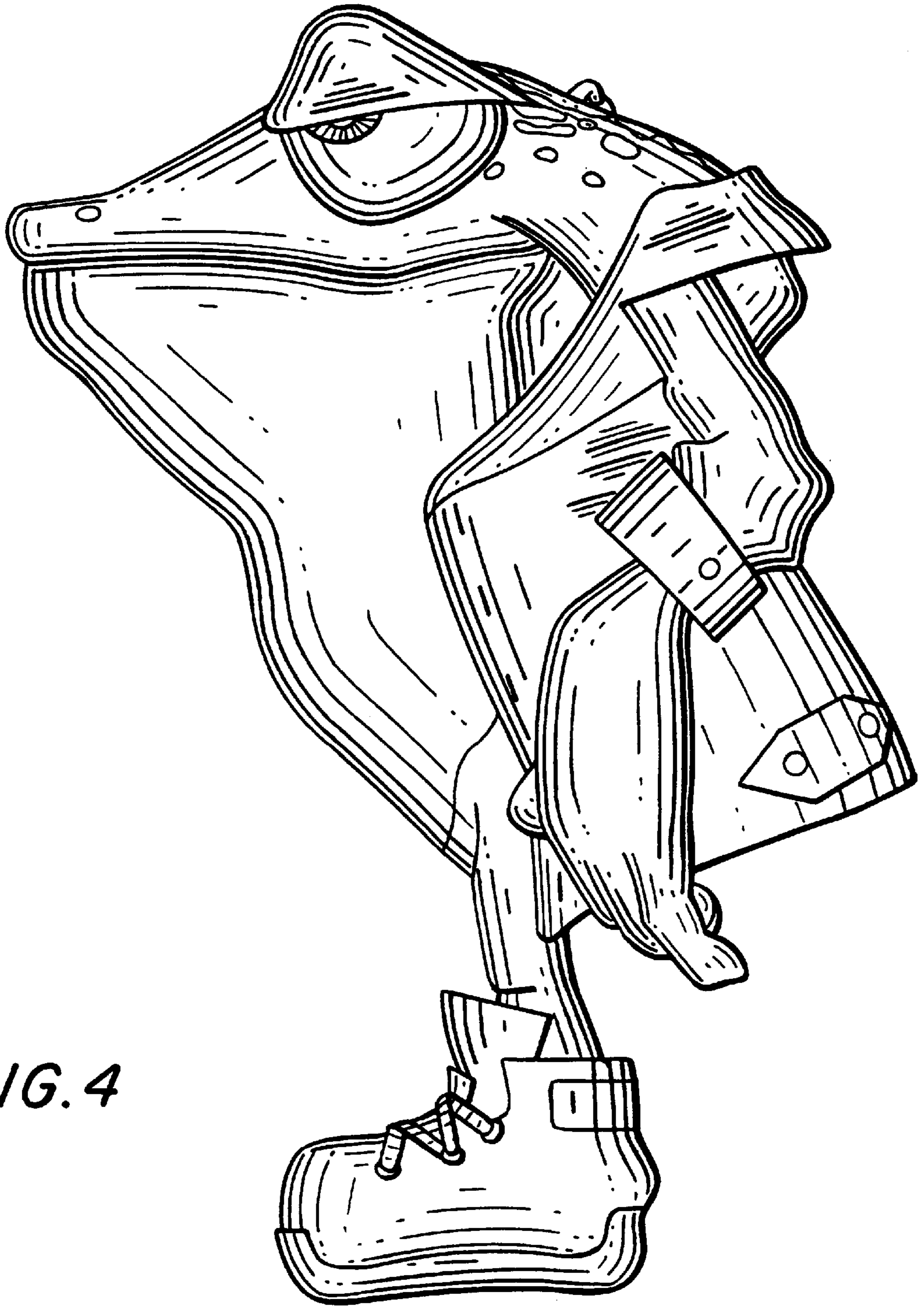
*FIG. 2*



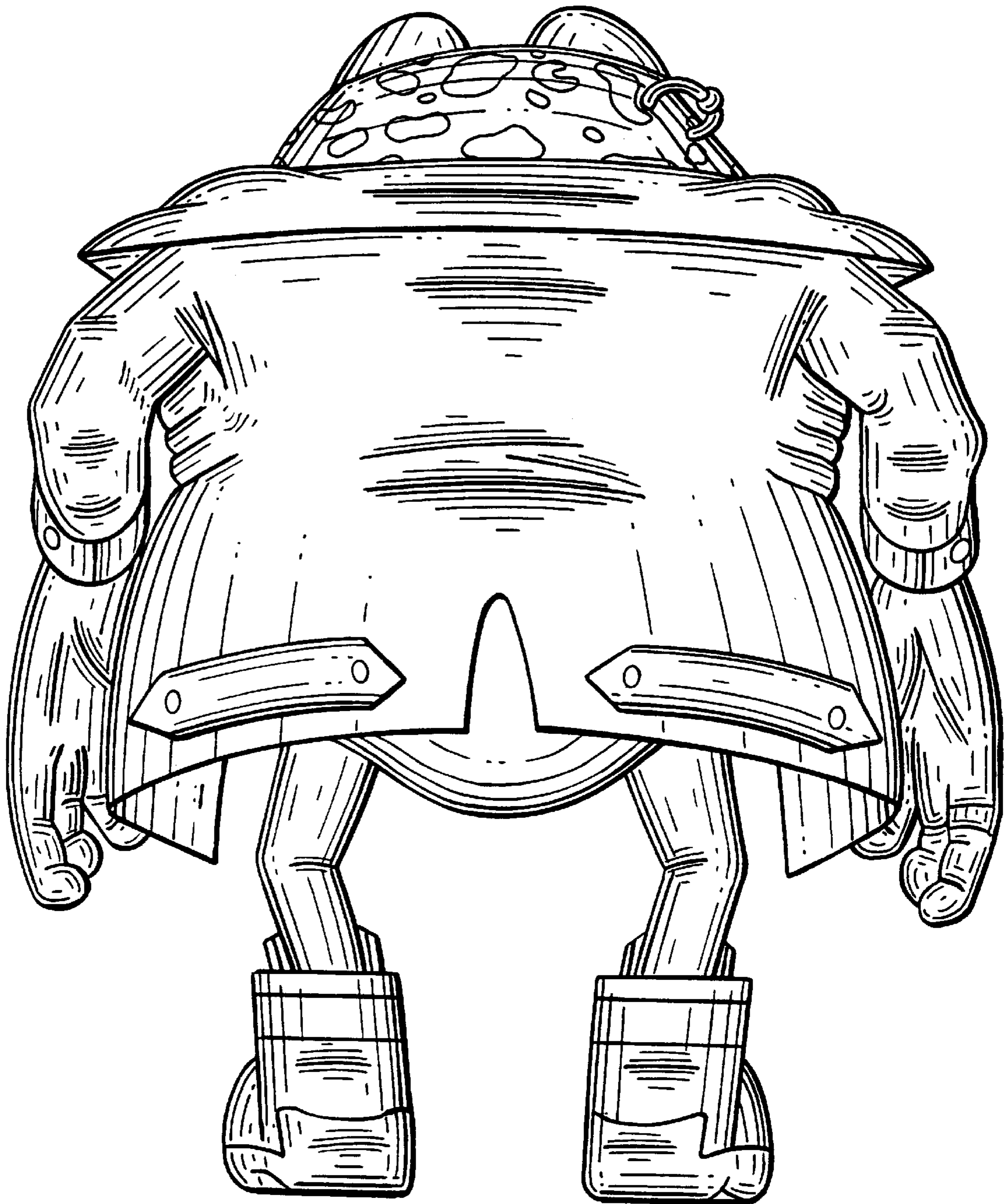




*FIG. 3*



*FIG. 4*



*FIG. 5*



*FIG. 6*

