



US00D436997S

(12) **United States Design Patent**
Chuang

(10) **Patent No.:** **US D436,997 S**

(45) **Date of Patent:** **** Jan. 30, 2001**

(54) **PEN CAP**

D. 416,940 * 11/1999 Ito D19/48

(75) Inventor: **Cheng-hua Chuang**, Taipei (TW)

* cited by examiner

(73) Assignee: **Pioneer Industrial Corporation**, Taipei (TW)

Primary Examiner—Martie K. Holtje

(74) *Attorney, Agent, or Firm*—Burns, Doane, Swecker & Mathis,LLP

(**) Term: **14 Years**

(57) **CLAIM**

(21) Appl. No.: **29/121,129**

The ornamental design for a pen cap, as shown and described.

(22) Filed: **Apr. 4, 2000**

(51) **LOC (7) Cl.** **19-06**

(52) **U.S. Cl.** **D19/57; D19/49**

(58) **Field of Search** D19/35, 36, 41-51, D19/53-58, 81-85; 401/98, 202, 262, 243-247

DESCRIPTION


(56) **References Cited**

U.S. PATENT DOCUMENTS

- D. 310,684 * 9/1990 Itoh D19/57
- D. 341,623 * 11/1993 Chuang D19/36
- D. 351,417 * 10/1994 Oka D19/57
- D. 387,803 * 12/1997 Izushima D19/57
- D. 402,312 * 12/1998 Chevalier et al. D19/57
- D. 403,704 * 1/1999 Arita D19/48

FIG. 1 is a perspective view of a pen cap, showing my new design;
 FIG. 2 is a front elevational view thereof;
 FIG. 3 is a rear elevational view thereof;
 FIG. 4 is a right side elevational view thereof;
 FIG. 5 is a left side elevational view thereof;
 FIG. 6 is a bottom plan view thereof;
 FIG. 7 is a top plan view thereof; and,
 FIG. 8 is a perspective view with the dome top portion shown removed in an exploded condition.

1 Claim, 5 Drawing Sheets






FIG.1




FIG.3




FIG.2




FIG.4




FIG.5

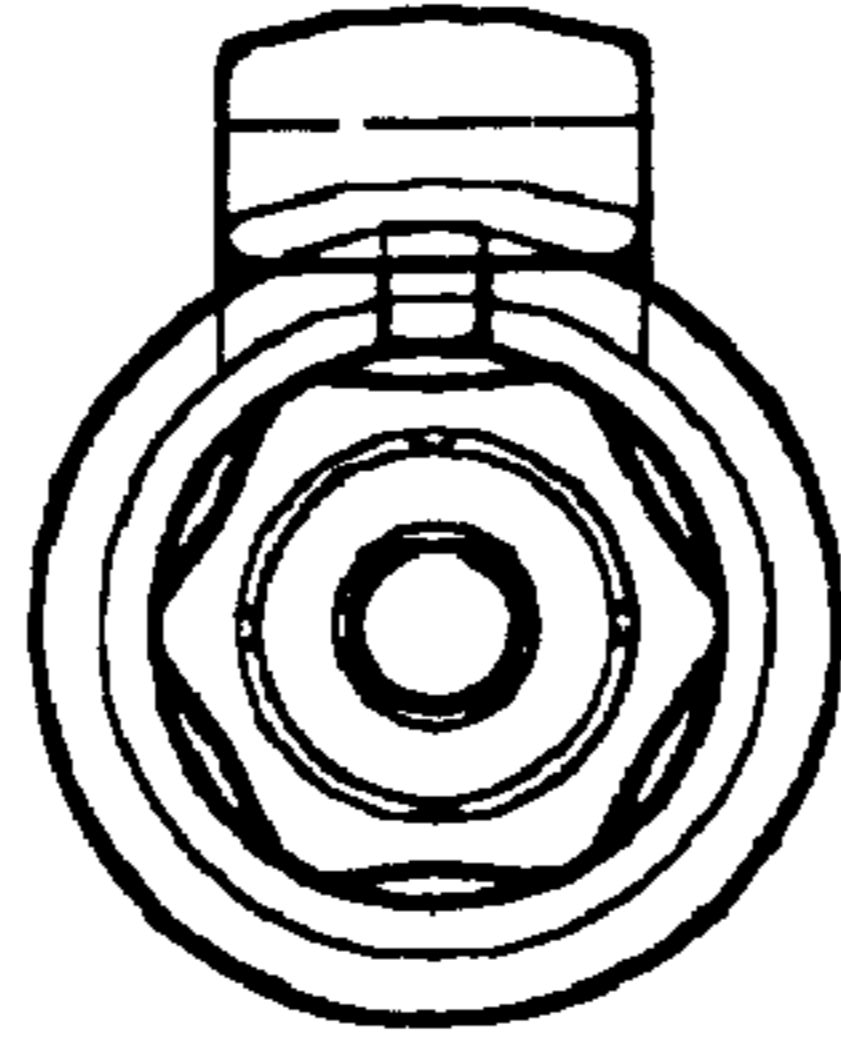


FIG. 6

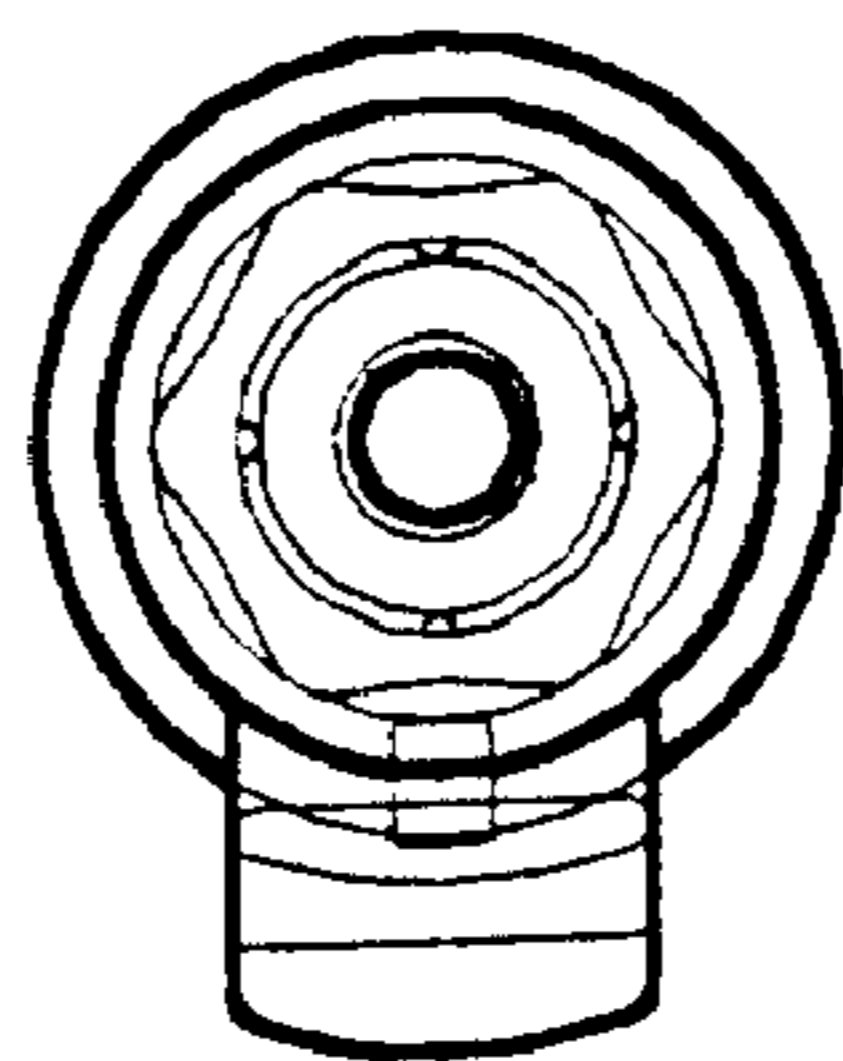


FIG. 7

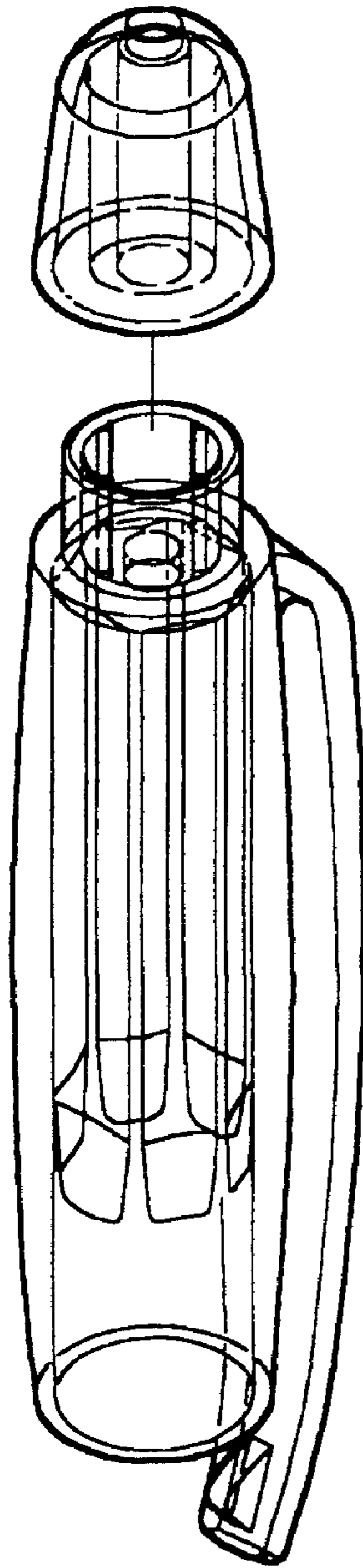


FIG. 8