



US00D436984S

(12) **United States Design Patent**
Hansel

(10) **Patent No.:** **US D436,984 S**

(45) **Date of Patent:** **** Jan. 30, 2001**

(54) **PICK FOR A STRINGED INSTRUMENT**

(76) Inventor: **Douglas D. Hansel**, 6102 Blue Hen Pl.,
Westerville, OH (US) 43081

(**) Term: **14 Years**

(21) Appl. No.: **29/113,954**

(22) Filed: **Nov. 15, 1999**

(51) **LOC (7) Cl.** **17-03**

(52) **U.S. Cl.** **D17/20; 84/322**

(58) **Field of Search** **D17/20, 99; 84/320-322**

(56) **References Cited**

U.S. PATENT DOCUMENTS

D. 392,668	*	3/1998	Shingler	D17/20
4,020,732	*	5/1977	Kelly	84/322
5,973,243	*	10/1999	Christenson	84/322
6,127,613	*	10/2000	Hansel	84/332

FOREIGN PATENT DOCUMENTS

2584846	*	1/1987	(FR)	84/322
---------	---	--------	------	-------	--------

* cited by examiner

Primary Examiner—Adir Aronovich

(74) *Attorney, Agent, or Firm*—Thomas S. Baker, Jr.

(57) **CLAIM**

The ornamental design for a pick for a stringed instrument,
as shown and described.

DESCRIPTION

FIG. 1 is a top view of the pick for a stringed instrument of the present invention;
 FIG. 2 is a side view of the pick for a stringed instrument of FIG. 1 as seen from the left side of FIG. 1.
 FIG. 3 is a front view of the pick for a stringed instrument of FIG. 1;
 FIG. 4 is a rear view of the pick for a stringed instrument of FIG. 1;
 FIG. 5 is a side view of the pick for a stringed instrument of FIG. 1 as seen from the right side of FIG. 1;
 FIG. 6 is a bottom view of the pick for a stringed instrument of FIG. 1; and,
 FIG. 7 is a perspective view of the pick for a stringed instrument of FIG. 1.

1 Claim, 2 Drawing Sheets

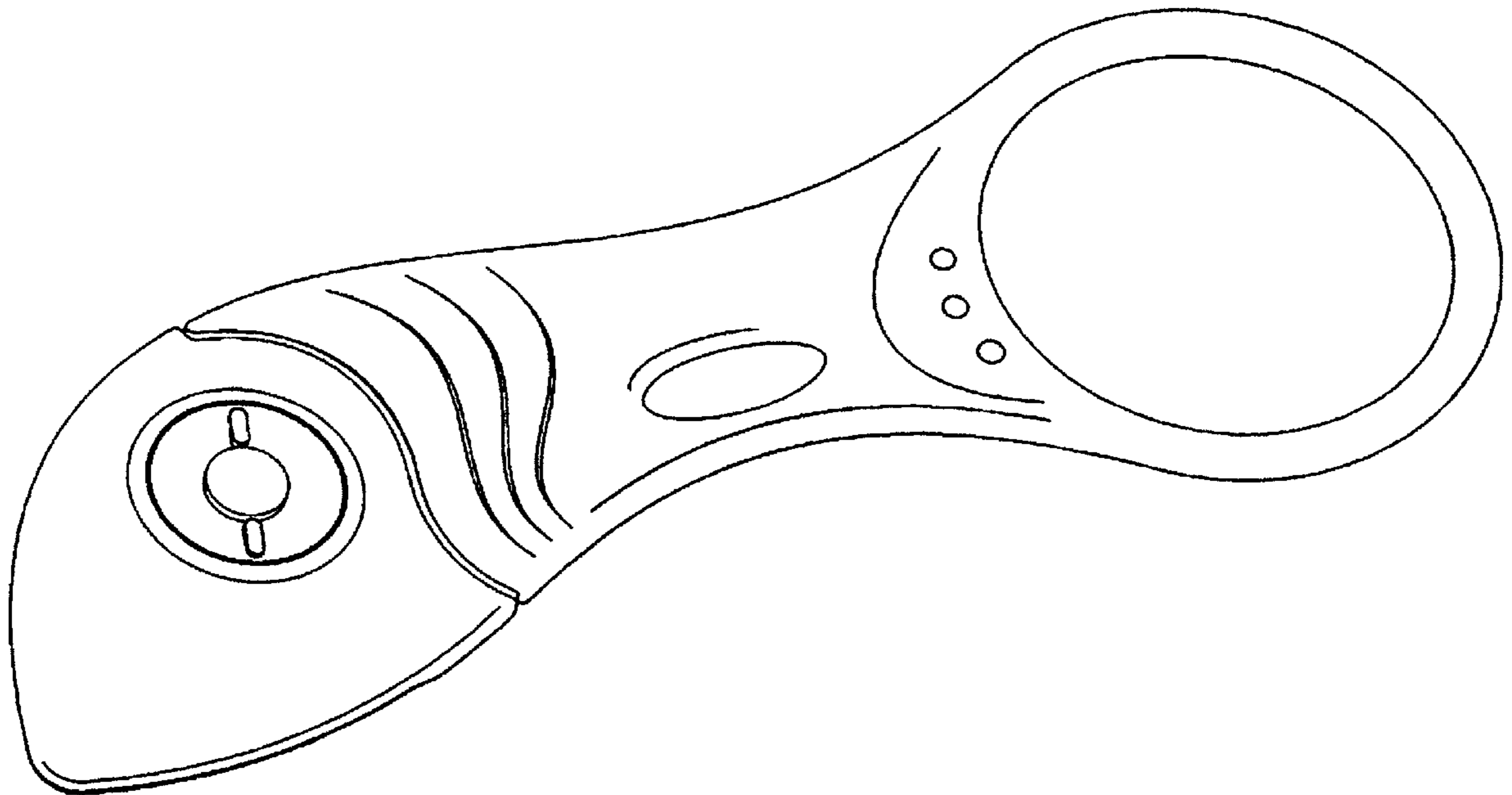


FIG. 1




FIG. 2

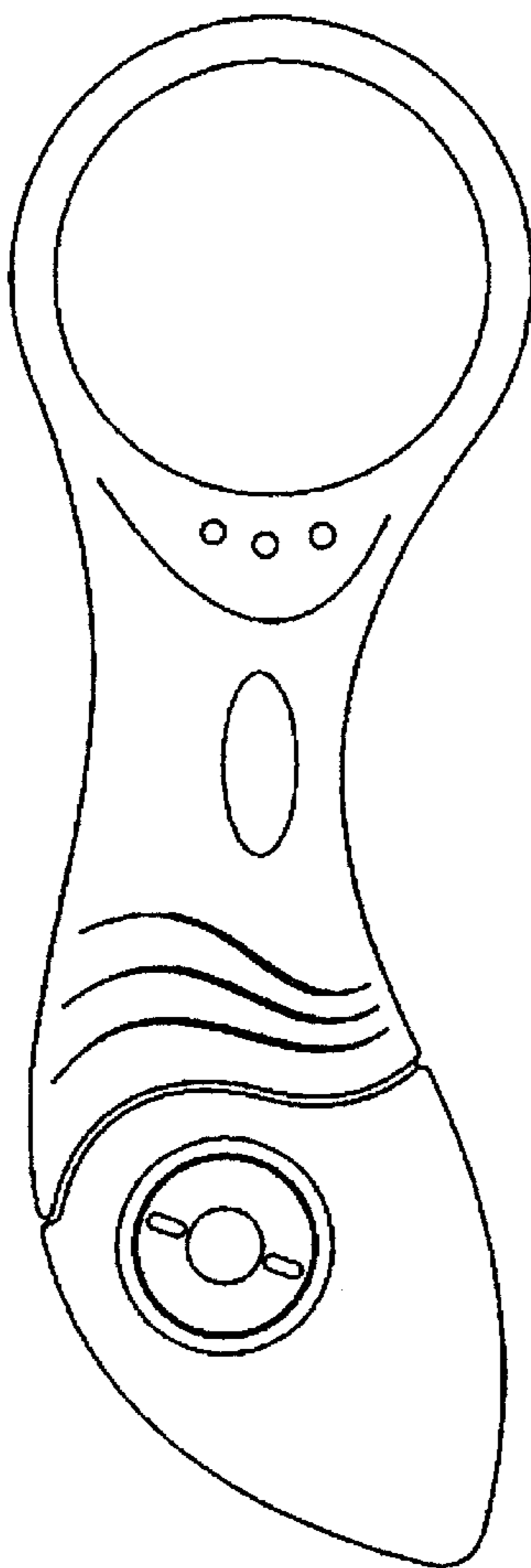


FIG. 3

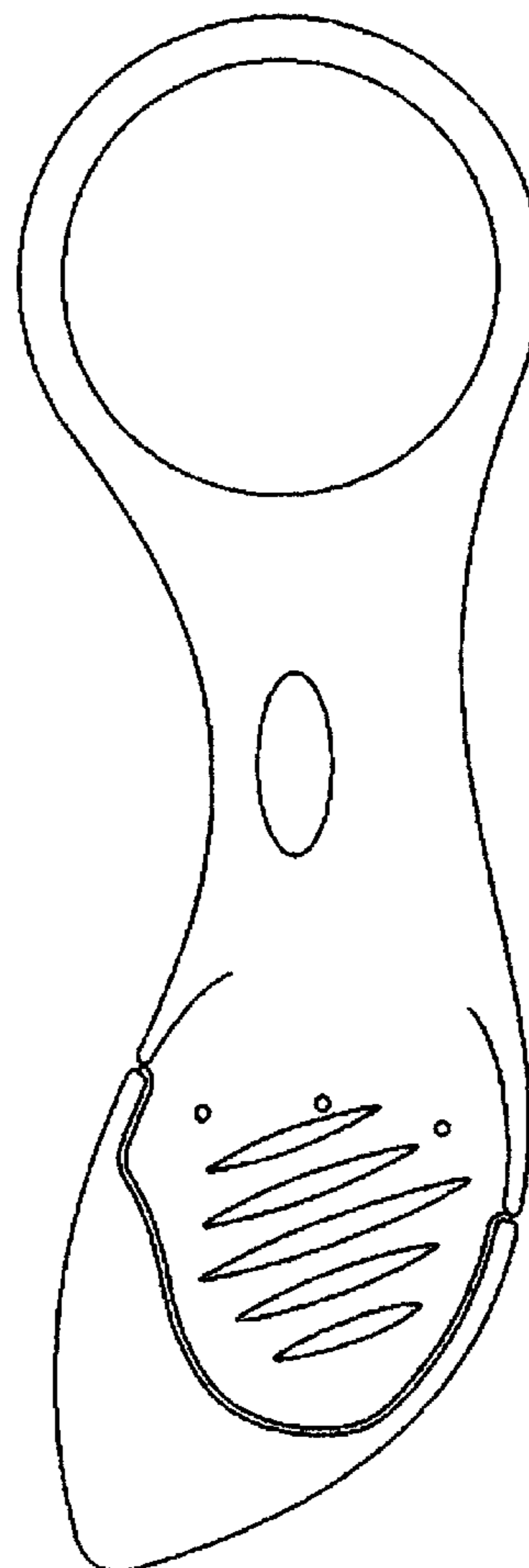


FIG. 4



FIG. 5




FIG. 6

FIG. 7

