



US00D436969S

(12) **United States Design Patent**  
**Moehle et al.**

(10) **Patent No.:** **US D436,969 S**  
(45) **Date of Patent:** **\*\* Jan. 30, 2001**

(54) **WORK VEHICLE BALLAST**

5,255,931 \* 10/1993 Hurlburt ..... 280/97

(75) Inventors: **Kenneth A. Moehle; Darrel J. Svendsen; John M. Zeni**, all of Racine, WI (US)

\* cited by examiner

*Primary Examiner*—Sandra L. Morris  
(74) *Attorney, Agent, or Firm*—Foley & Lardner

(73) Assignee: **Case Corporation**, Racine, WI (US)

(57) **CLAIM**

(\*\*) Term: **14 Years**

The ornamental design for a work vehicle ballast, as shown and described.

(21) Appl. No.: **29/107,601**

(22) Filed: **Jul. 8, 1999**

**DESCRIPTION**

(51) **LOC (7) Cl.** ..... **15-04**

(52) **U.S. Cl.** ..... **D15/28**

(58) **Field of Search** ..... D15/10, 17, 22–26, D15/28; 280/759

FIG. 1 is an elevated perspective view as seen from the left front of the work vehicle ballast embodying our design; FIG. 2 is a right side elevation of the work vehicle ballast; FIG. 3 is a front elevation of the work vehicle ballast; FIG. 4 is a back elevation of the work vehicle ballast; and, FIG. 5 is a top elevation of the work vehicle ballast.

The bottom view is plane and unadorned.

The broken line showing of the vehicle in FIG. 1, and in the broken lines showing the boundaries in FIGS. 2–5 are for illustrative purposes only, and form no part of the claimed design.

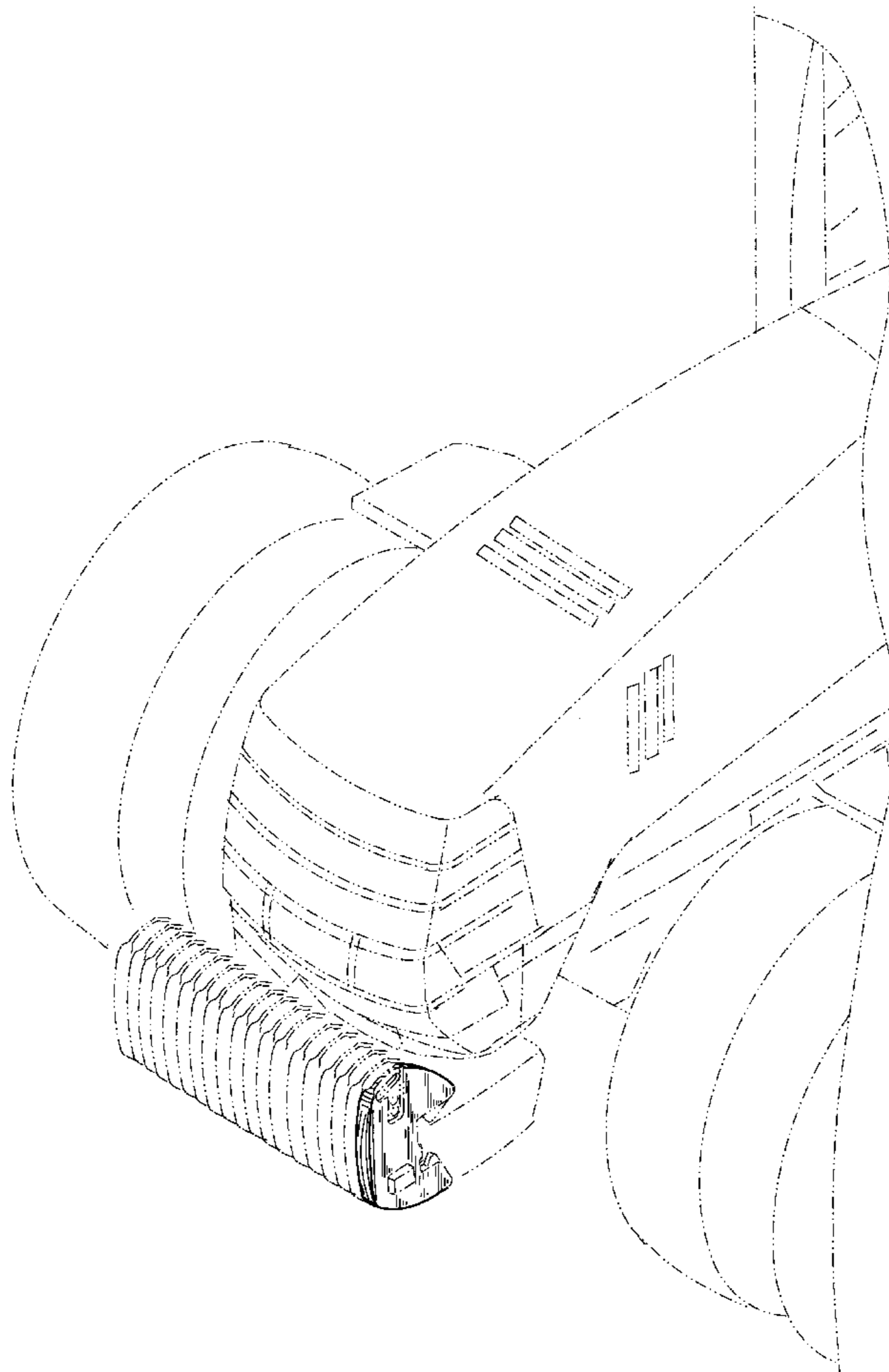
FIGS. 2–5 are shown on an enlarged scale in relation to FIG. 1.

(56) **References Cited**

**U.S. PATENT DOCUMENTS**

D. 256,801	9/1980	Skyer et al. .	
D. 355,423	2/1995	Woods et al. .	
3,492,019	* 1/1970	Folkerts .....	280/759
3,700,256	* 10/1972	Jones, Jr. ....	280/771
3,709,520	* 1/1973	Johnson et al. ....	280/759
4,537,423	* 8/1985	Nau et al. ....	280/759

**1 Claim, 2 Drawing Sheets**



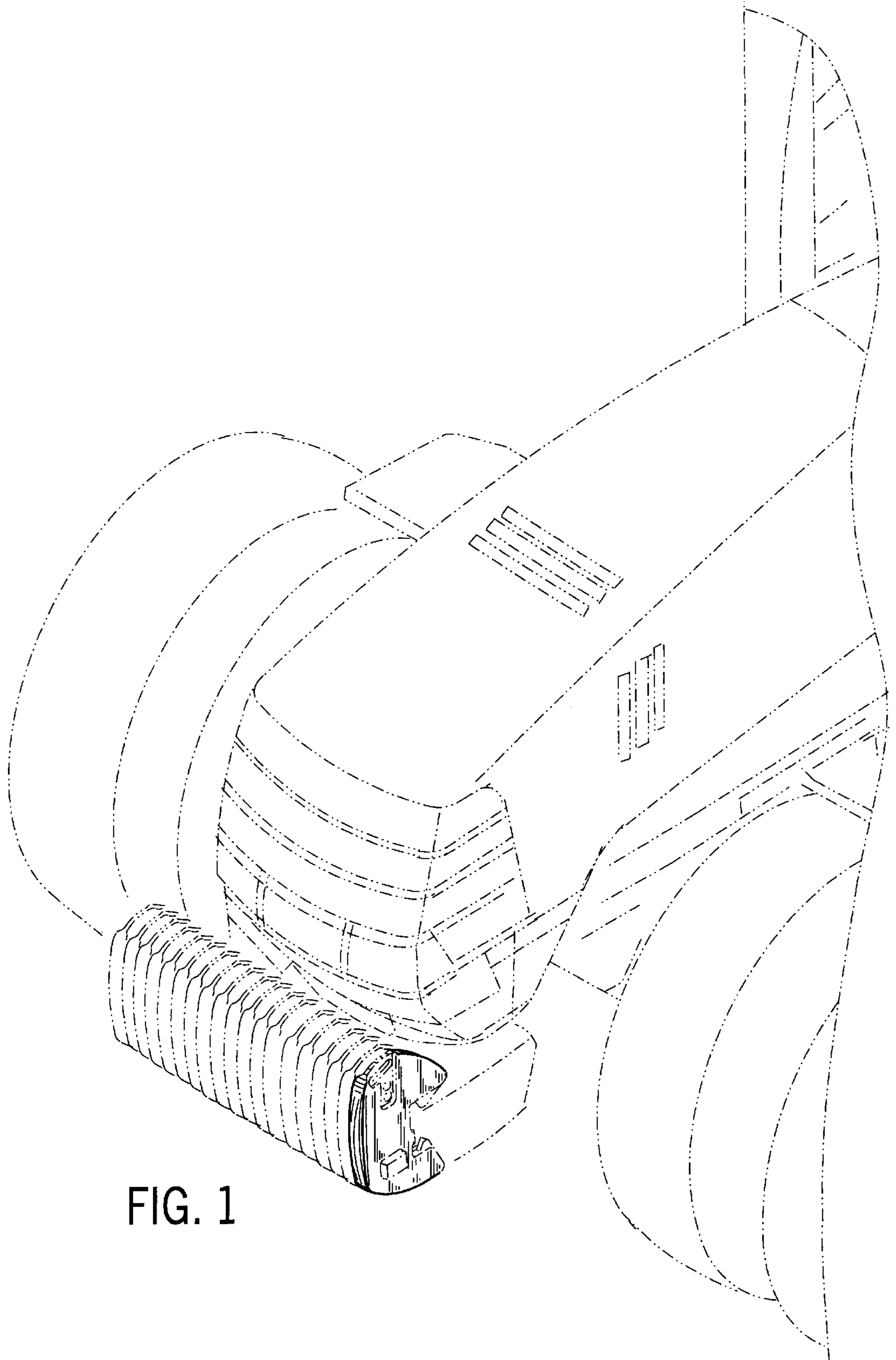


FIG. 1

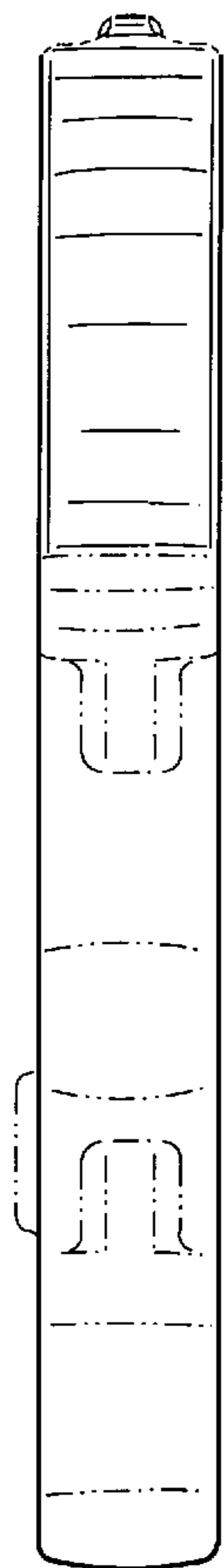
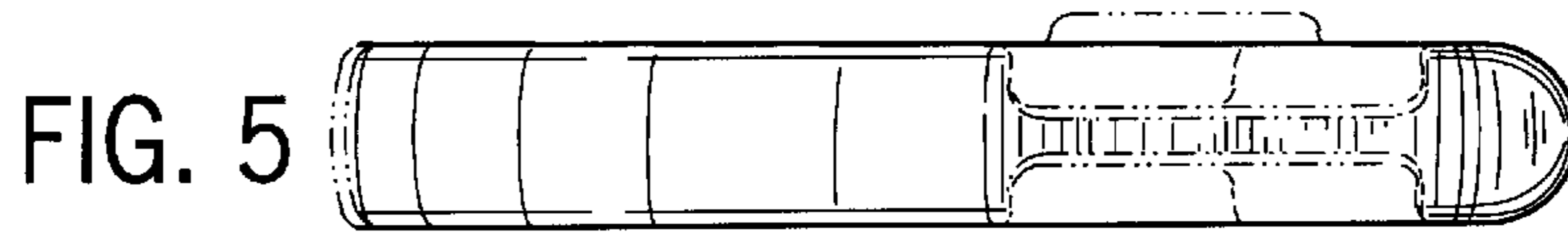


FIG. 4

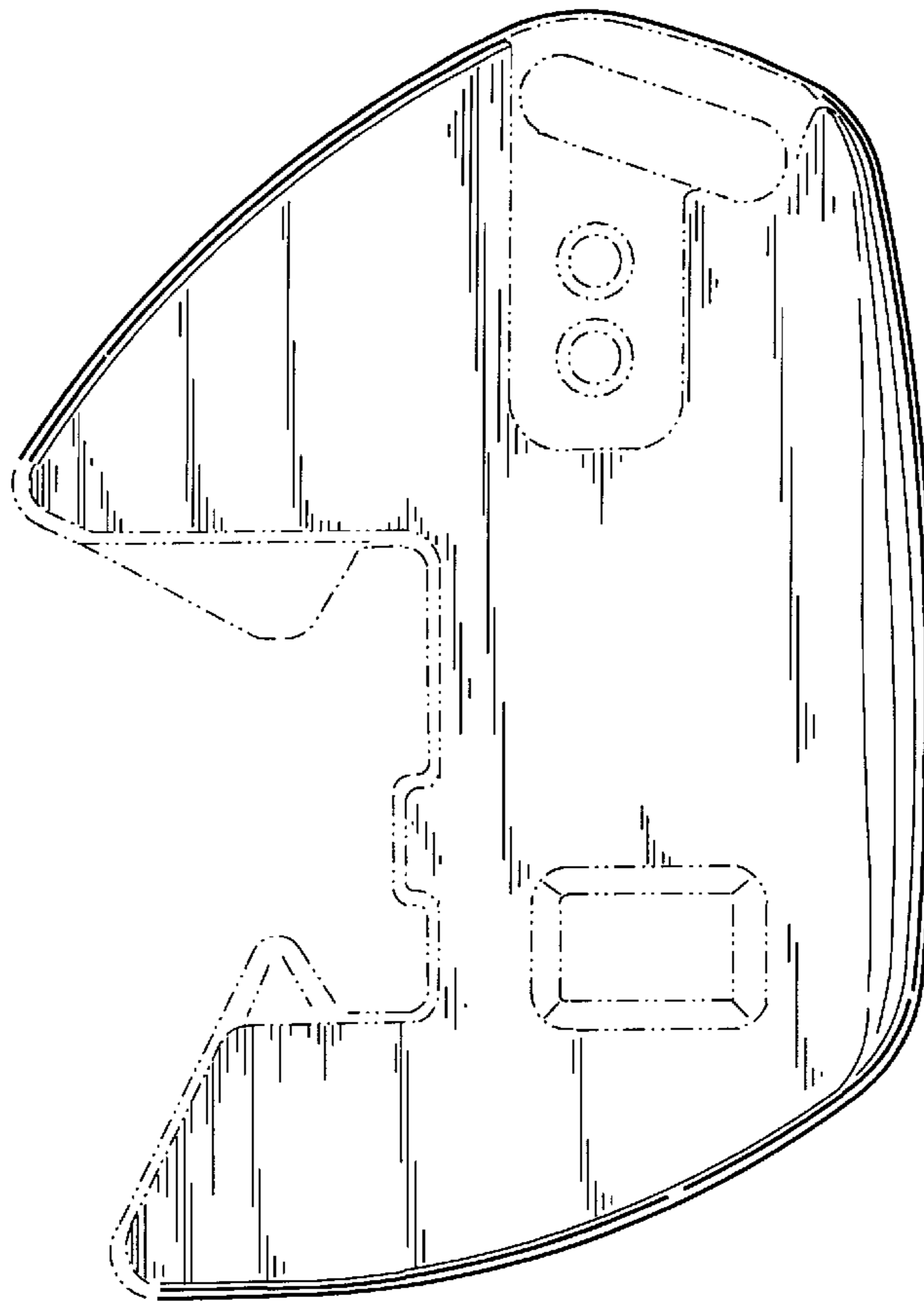


FIG. 2




FIG. 3