



US00D436966S

(12) **United States Design Patent**
Ryan

(10) **Patent No.:** **US D436,966 S**

(45) **Date of Patent:** **** Jan. 30, 2001**

(54) **COMBINED PACKAGE WITH A COMPACT DISC DISC**

(76) **Inventor:** **Simon J Ryan**, 18 Kyle More Road,
West Hampstead London NW6 2PT
(GB)

(**) **Term:** **14 Years**

(21) **Appl. No.:** **29/062,895**

(22) **Filed:** **Dec. 2, 1996**

(30) **Foreign Application Priority Data**

Aug. 1, 1996 (GB) 2058173

(51) **LOC (7) Cl.** **14-99**

(52) **U.S. Cl.** **D14/478; D9/423**

(58) **Field of Search** D14/120, 121,
D14/124, 263, 299; 206/308.1, 308.2, 308.3,
309-313, 307, 521, 586, 592, 594, 25.25,
45.29; 229/939; D6/407, 632-635; D9/420,
423, 432, 337

(56) **References Cited**

U.S. PATENT DOCUMENTS

D. 53,367 * 5/1919 Kaniff D9/423

D. 268,098	*	3/1983	Brown	D9/423	X
D. 316,181	*	4/1991	Clifton	D9/423	X
2,744,624	*	5/1956	Hoogstoel et al.	229/939	X
5,085,318	*	2/1992	Leverick	206/311	X
5,289,918	*	3/1994	Dobias et al.	206/312	X
5,568,877	*	10/1996	Rench	229/939	X
5,588,526	*	12/1996	Fantone et al.	206/309	X
5,615,796	*	4/1997	Rench	229/939	X
5,628,451	*	5/1997	Nearly	229/939	X

* cited by examiner

Primary Examiner—Phabhakar Deshmukh


(57) **CLAIM**

The ornamental design for combined package with a compact disc, as shown and described.

DESCRIPTION

FIG. 1 is a top perspective view of a combined package with a compact disc;
FIG. 2 is a top plan view thereof;
FIG. 3 is a front perspective view thereof; and,
FIG. 4 is a side perspective view thereof.
The bottom, rear and other sides of the package are disclaimed.

1 Claim, 4 Drawing Sheets






FIG.1




FIG.2




FIG. 3




FIG. 4