



US00D436940S

(12) **United States Design Patent**
Kobayashi

(10) **Patent No.:** **US D436,940 S**

(45) **Date of Patent:** **** Jan. 30, 2001**

(54) **COMBINED DISC RECORDER AND PLAYER**

(75) Inventor: **Takayuki Kobayashi**, Tokyo (JP)

(73) Assignee: **Sony Corporation** (JP)

(**) Term: **14 Years**

(21) Appl. No.: **29/098,366**

(22) Filed: **Dec. 28, 1998**

(30) **Foreign Application Priority Data**

Aug. 28, 1998 (JP) 10-24348

(51) **LOC (7) Cl.** **14-01**

(52) **U.S. Cl.** **D14/156**

(58) **Field of Search** D14/135-136,
D14/156, 160, 162, 164, 168, 197-198,
257, 258; 369/77.1, 77.2, 75.1, 75.2

(56) **References Cited**

U.S. PATENT DOCUMENTS

- D. 328,895 * 8/1992 Grimes D14/156
- D. 338,463 * 8/1993 Hisatsune D14/156
- D. 350,748 * 9/1994 Sakata et al. D14/136 X
- D. 400,528 * 11/1998 Kanatani D14/156
- 5,541,809 * 7/1996 Kakizaki et al. 369/75.2 X

OTHER PUBLICATIONS

Catalog, "87", pp 63 & 64, Sony (Nov. 1997).

* cited by examiner

Primary Examiner—Nanda Bondade

(74) *Attorney, Agent, or Firm*—Rader, Fishman & Grauer

(57) **CLAIM**

The ornamental design for a combined disc recorder and player, as shown and described.

DESCRIPTION

FIG. 1 is a perspective view of a combined disc recorder and player showing my new design;
 FIG. 2 is a top plan view thereof;
 FIG. 3 is a left side elevational view thereof;
 FIG. 4 is a front elevational view thereof;
 FIG. 5 is a bottom plan view thereof;
 FIG. 6 is a right side elevational view thereof;
 FIG. 7 is a rear elevational view thereof; and,
 FIG. 8 is a perspective view thereof, wherein the cover portion is in the open position. The inside portions of the combined disc recorder and player that are not visible in FIG. 8 form no part of the claimed design.

1 Claim, 4 Drawing Sheets

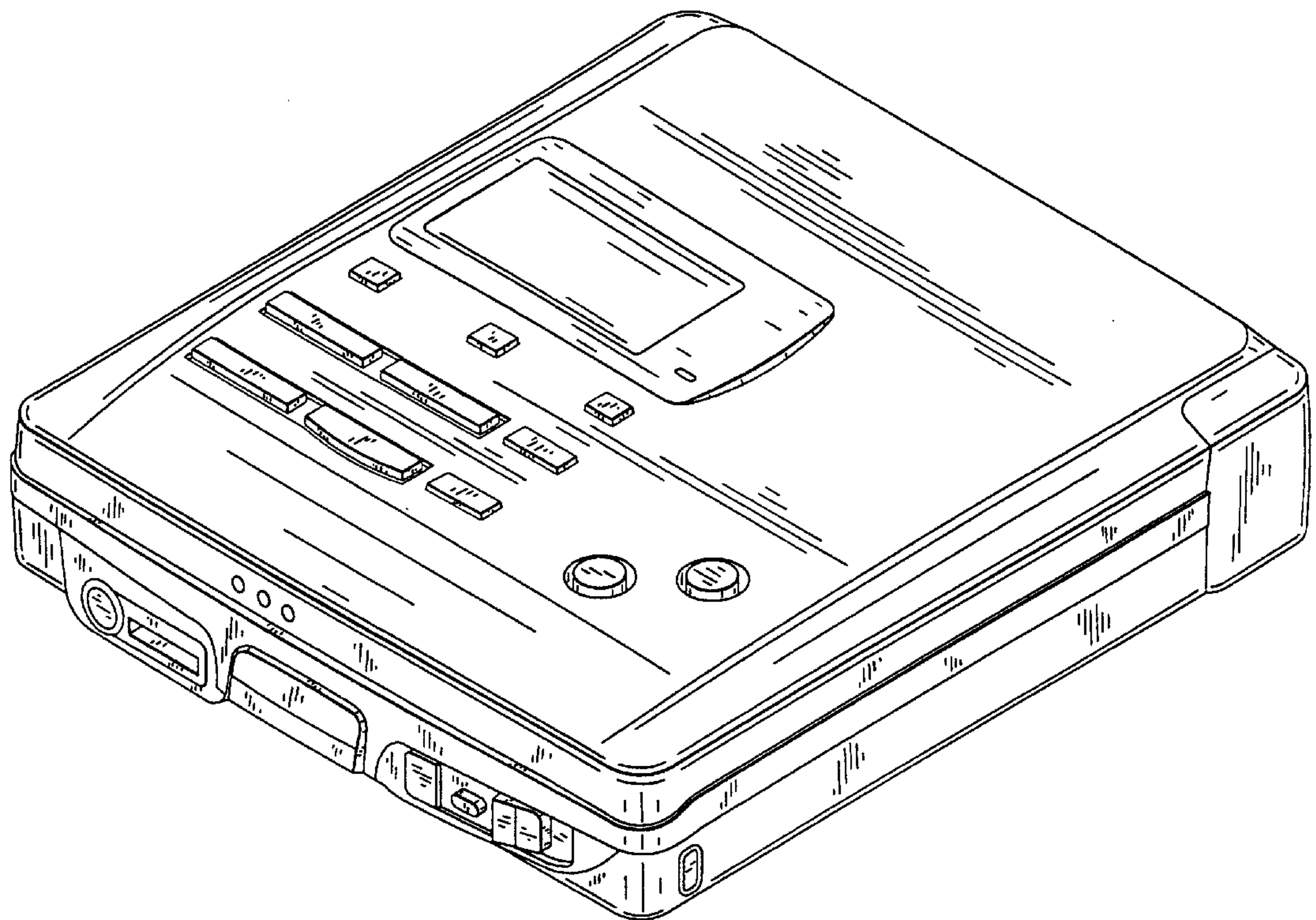


FIG. 1

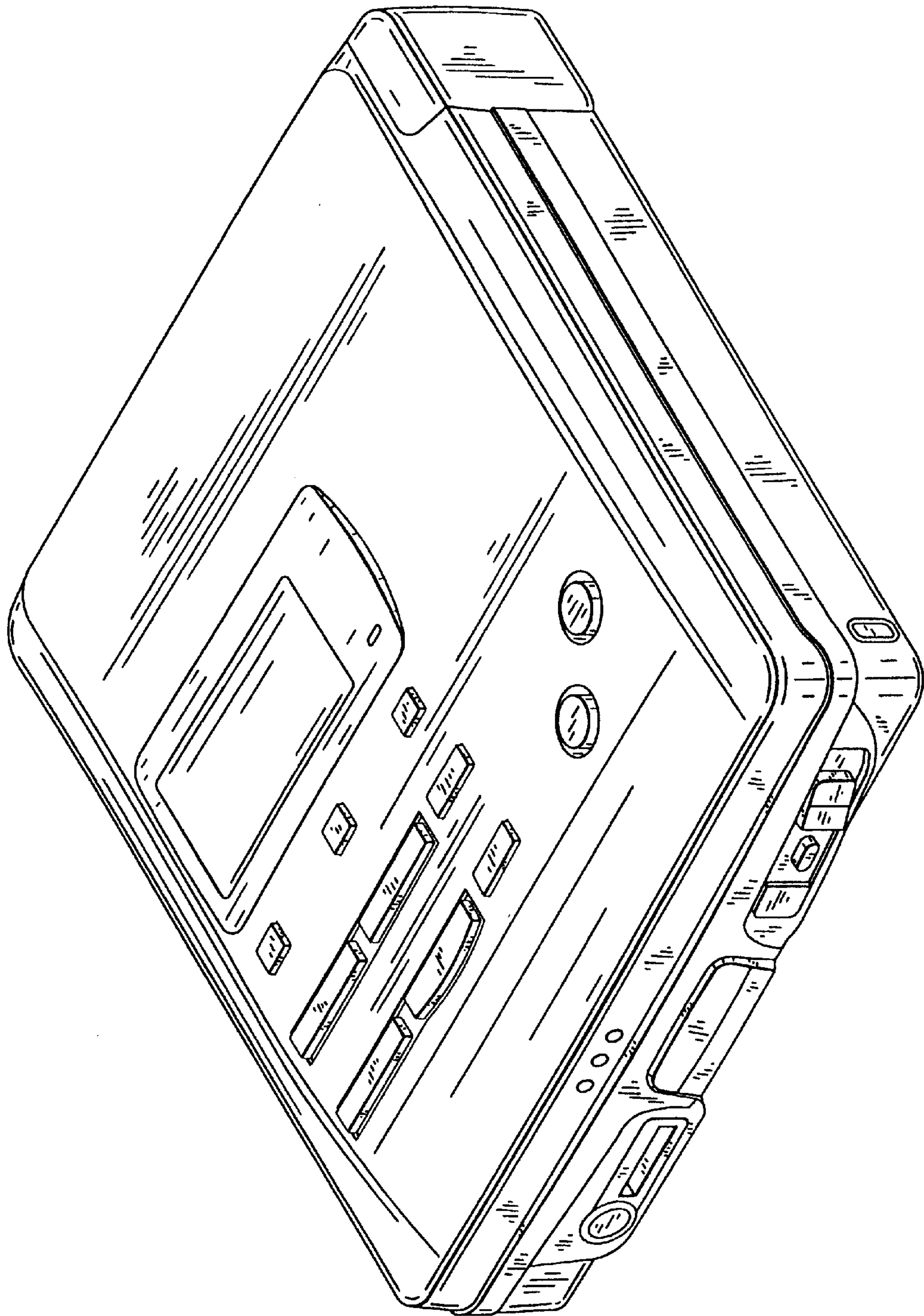


FIG. 2

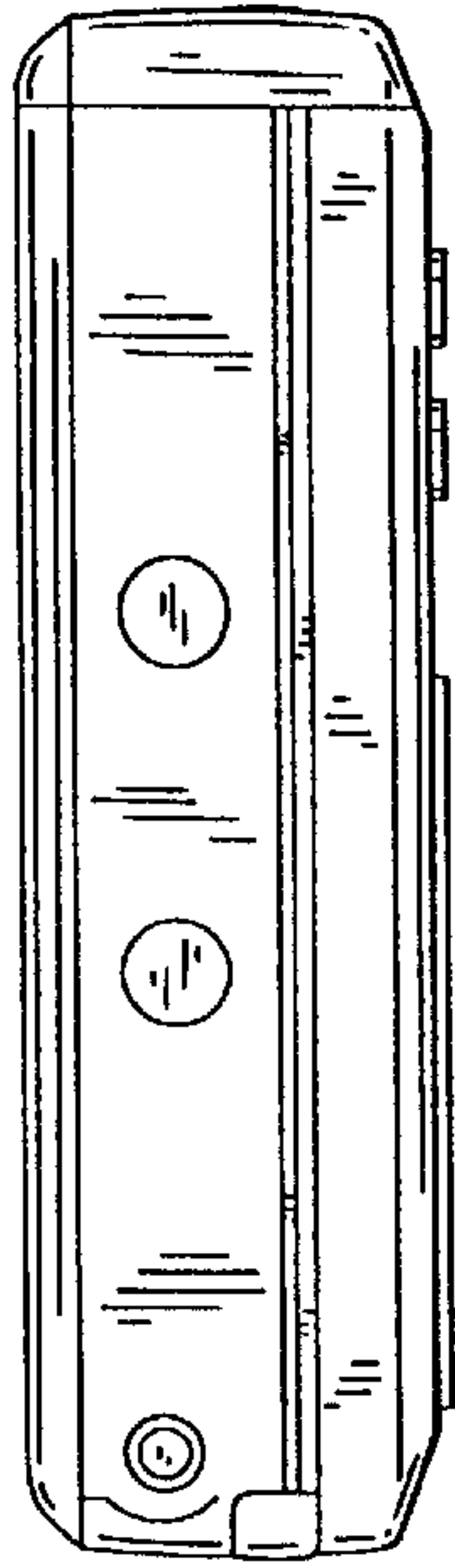


FIG. 4

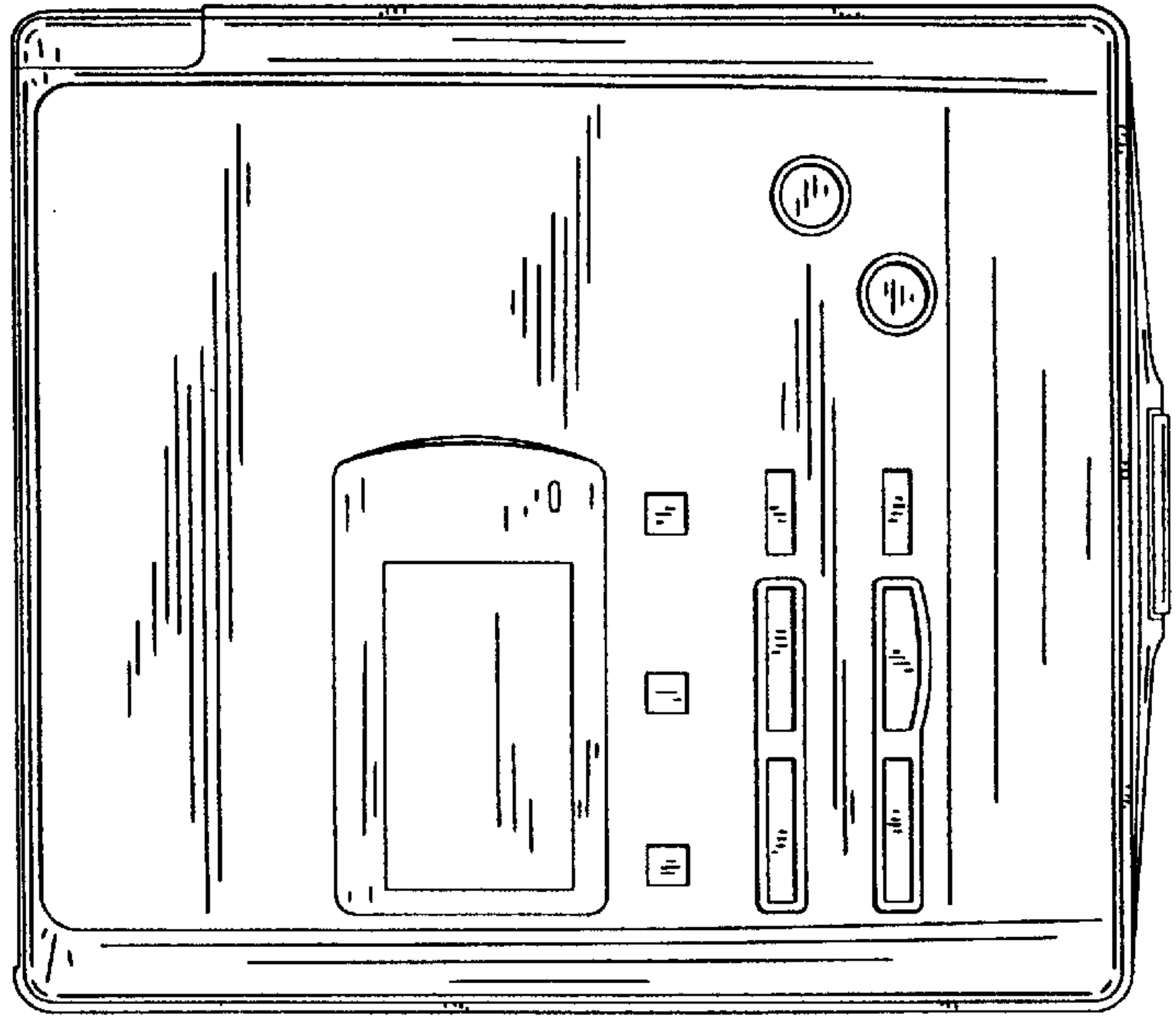


FIG. 3

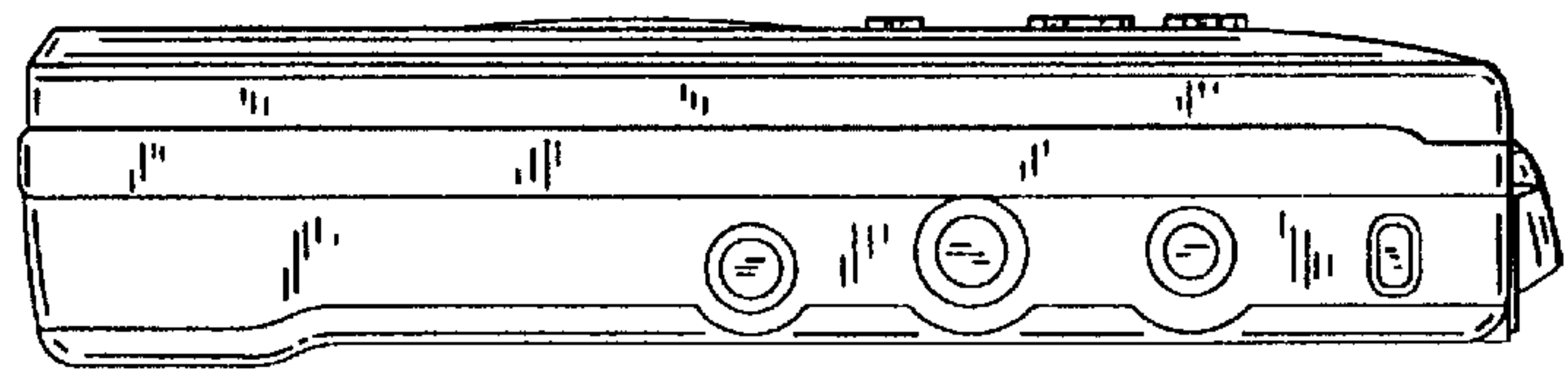


FIG. 7



FIG. 5

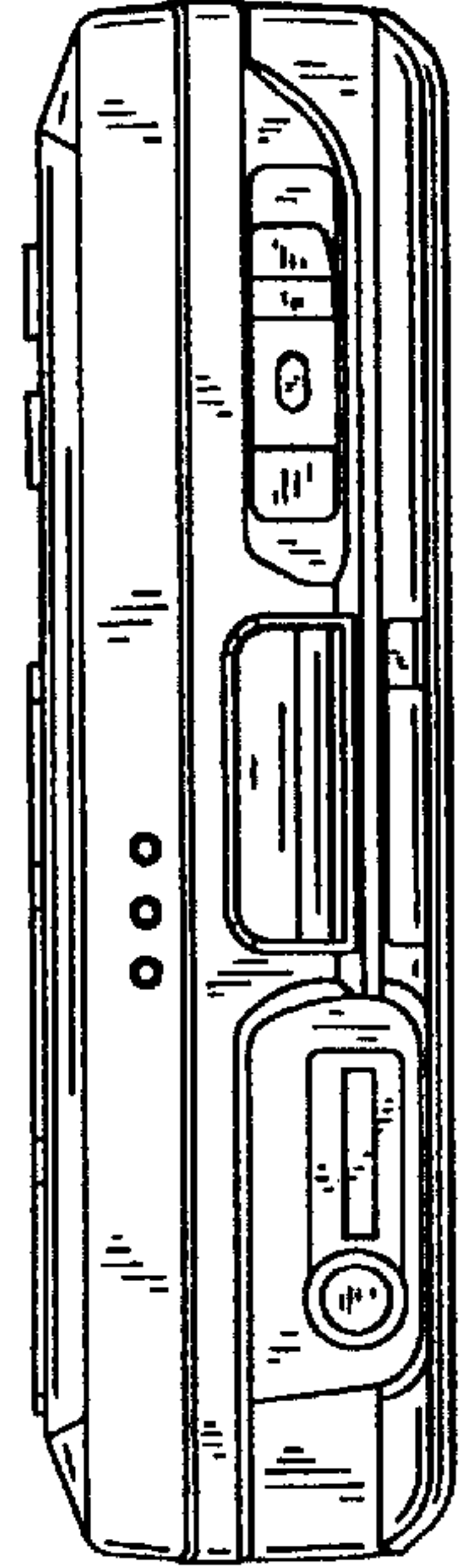


FIG. 6




FIG. 8

