



US00D436939S

(12) **United States Design Patent**  
**Nagano et al.**

(10) **Patent No.:** **US D436,939 S**

(45) **Date of Patent:** **\*\* Jan. 30, 2001**

(54) **MOBILE PHONE**

(75) Inventors: **Katsumi Nagano; Takahiro Iijima;**  
**Kazutoshi Masunari**, all of Yokohama  
(JP)

(73) Assignee: **Matsushita Electric Industrial Co.,**  
**Ltd.**, Osaka (JP)

(\*\*) Term: **14 Years**

(21) Appl. No.: **29/124,686**

(22) Filed: **Jun. 9, 2000**

(30) **Foreign Application Priority Data**

Dec. 14, 1999 (JP) ..... 11-34516

(51) **LOC (7) Cl.** ..... **14-03**

(52) **U.S. Cl.** ..... **D14/138**

(58) **Field of Search** ..... D14/137, 138,  
D14/147-148, 247-248, 250, 240, 140-142;  
379/433.434, 419, 420, 428, 440; 455/550-575,  
90

(56) **References Cited**

**U.S. PATENT DOCUMENTS**

D. 386,492	*	11/1997	Yamaguchi	.....	D14/138
D. 388,784	*	1/1998	Phillips et al.	.....	D14/138
D. 390,558	*	2/1998	Park	.....	D14/138
D. 392,970	*	3/1998	Guthan, Jr.	.....	D14/191
D. 394,433	*	5/1998	Lindeman et al.	.....	D14/138
D. 402,982	*	12/1998	Nagano et al.	.....	D14/138
D. 406,135	*	2/1999	Nagano et al.	.....	D14/138
D. 407,719	*	4/1999	Nagano et al.	.....	D14/138
D. 407,720	*	4/1999	Nagano et al.	.....	D14/138
D. 407,721	*	4/1999	Nagano et al.	.....	D14/138
D. 407,722	*	4/1999	Nagano et al.	.....	D14/138
D. 408,032	*	4/1999	Nagano et al.	.....	D14/138

D. 408,399	*	4/1999	Nagano et al.	.....	D14/138
D. 411,994	*	7/1999	Nakahara et al.	.....	D14/138
D. 417,213	*	11/1999	Meyer	.....	D14/138
D. 424,556	*	5/2000	Meyer	.....	D14/138
D. 426,531	*	6/2000	Chikaraishi et al.	.....	D14/138
6,084,962	*	7/2000	Plenge	.....	379/433

**FOREIGN PATENT DOCUMENTS**

1035078	*	3/1999	(JP)	.
1035077	*	3/1999	(JP)	.
1035077	*	7/1999	(JP)	.

**OTHER PUBLICATIONS**

Advertisement for Panasonic G450 telephone, dated Mar. 11, 1997.\*

“DoCoMo” catalog advertisement for P 205 telephone, dated Dec. 1997.\*

\* cited by examiner

*Primary Examiner*—Jeffrey Asch

(74) *Attorney, Agent, or Firm*—Christensen O’Connor Johnson Kindness PLLC

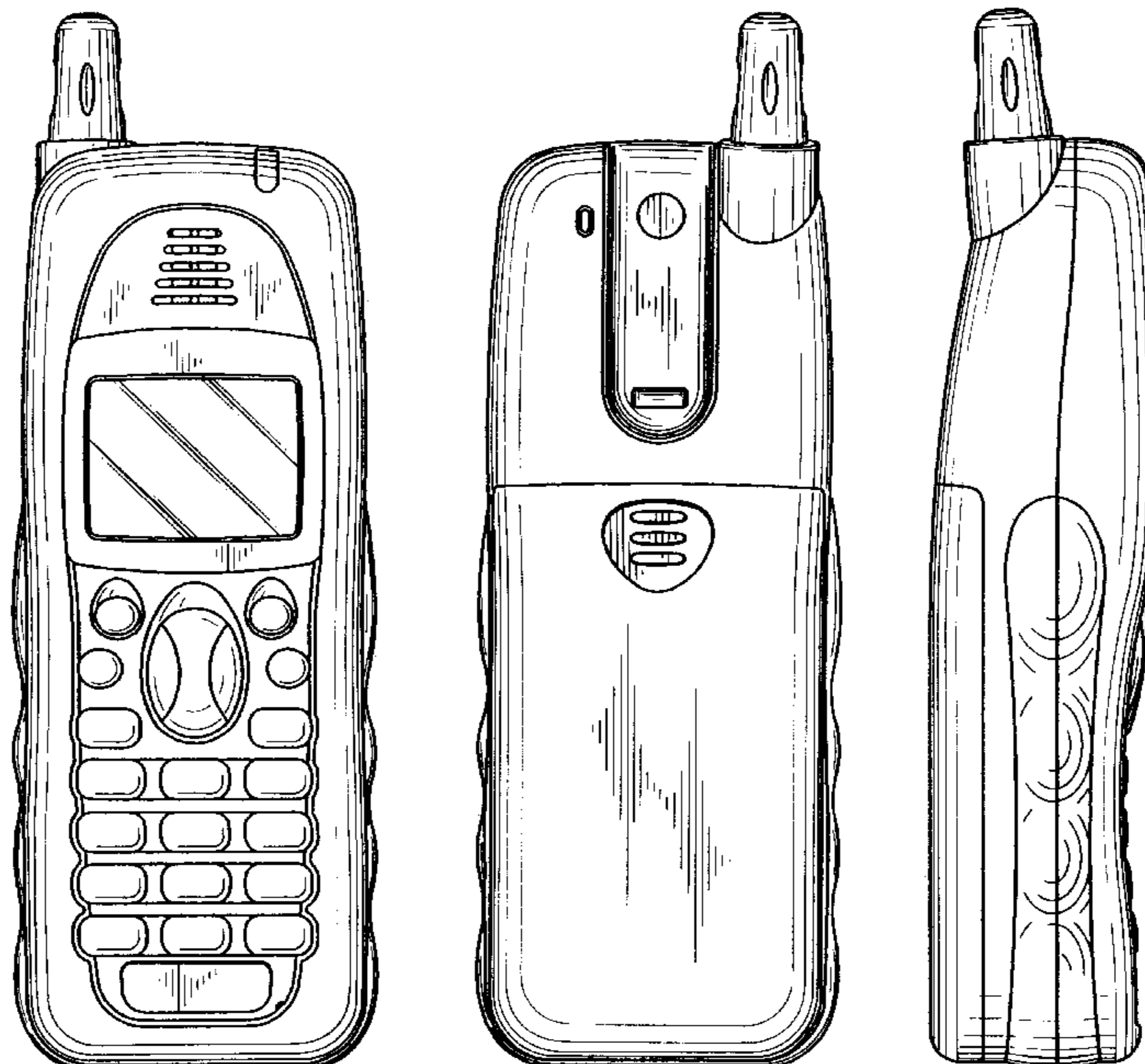
(57) **CLAIM**

The ornamental design for a mobile phone, as shown and described.

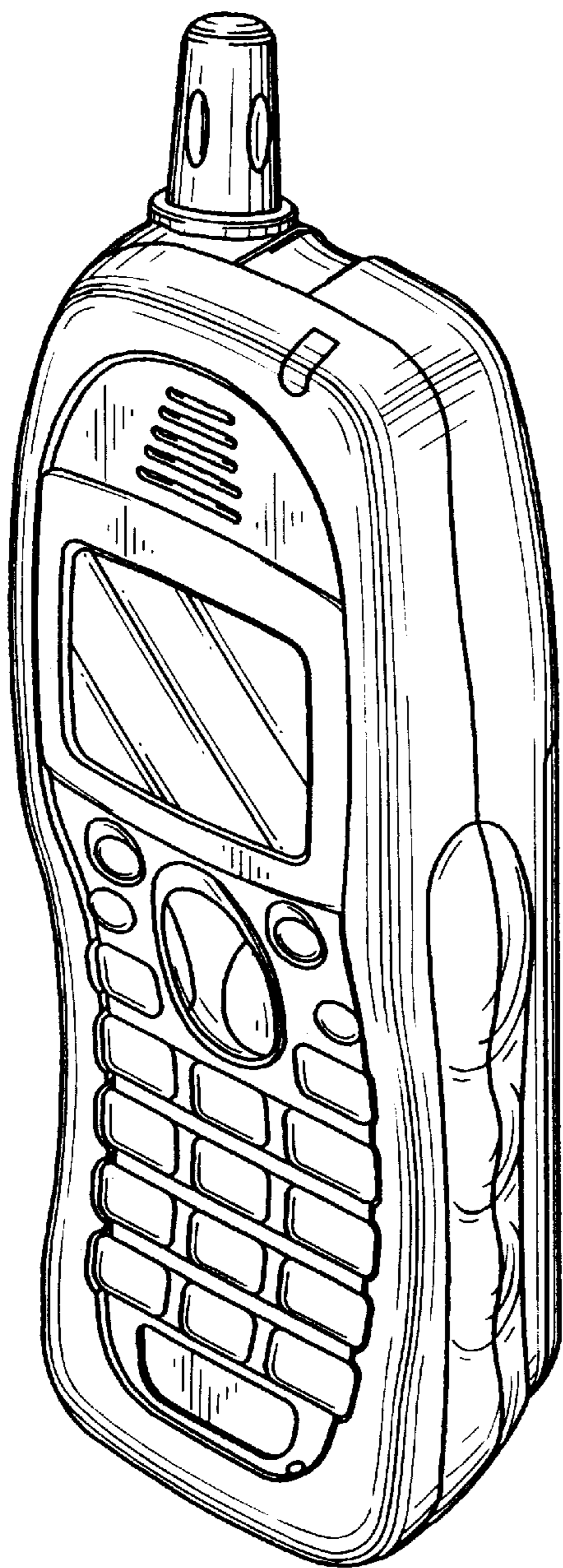
**DESCRIPTION**

FIG. 1 is a perspective view of the top, front and right side of a mobile phone showing our new design;  
FIG. 2 is a top plan view thereof;  
FIG. 3 is a front view thereof;  
FIG. 4 is a right side view thereof;  
FIG. 5 is a rear view thereof;  
FIG. 6 is a left side view thereof; and,  
FIG. 7 is a bottom view thereof.


**1 Claim, 2 Drawing Sheets**



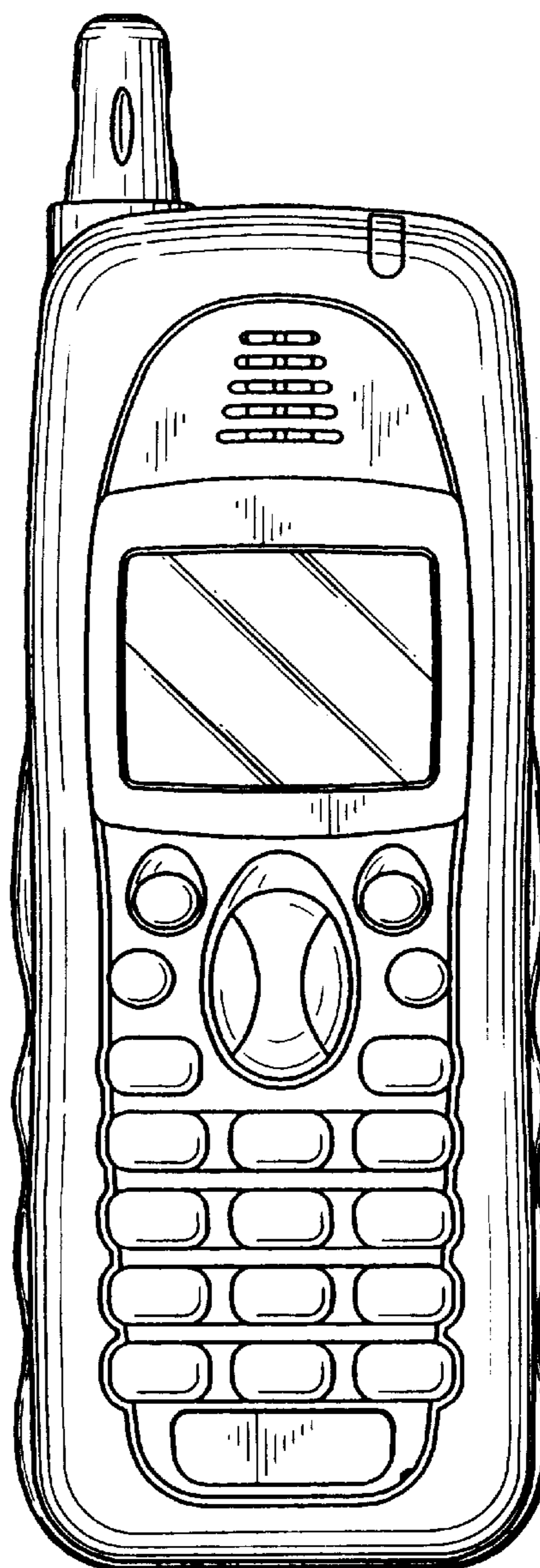
**FIG. 1**



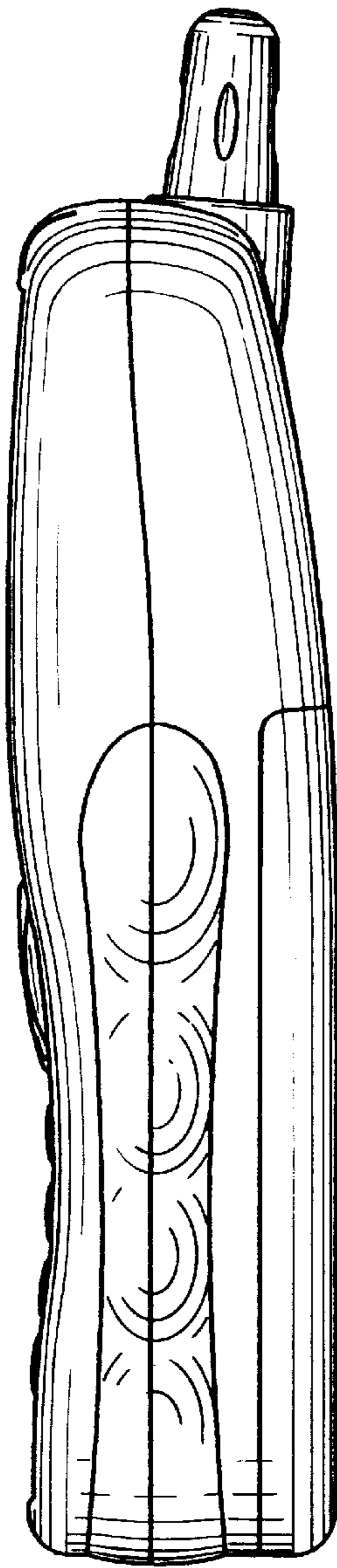
**FIG. 2**



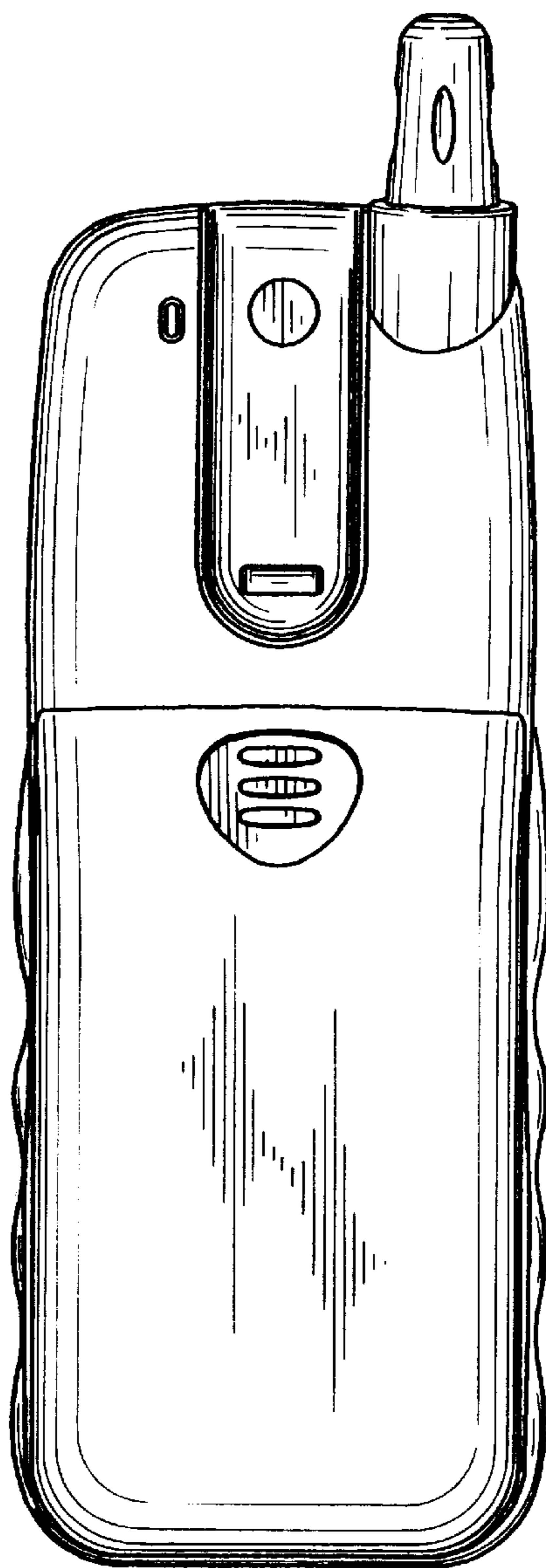
**FIG. 3**



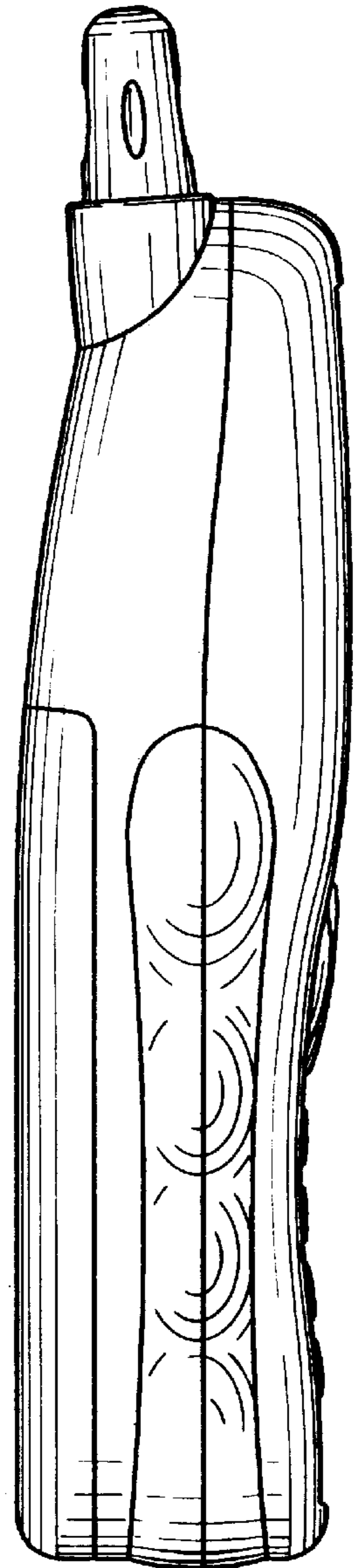
**FIG. 4**



**FIG. 5**



**FIG. 6**



**FIG. 7**

