



US00D436920S

(12) **United States Design Patent**  
**Lee**

(10) **Patent No.:** **US D436,920 S**

(45) **Date of Patent:** **\*\* Jan. 30, 2001**

(54) **COMPUTER CORD CONNECTOR**

D. 396,446 \* 7/1998 Kettula et al. .... D13/133 X  
5,160,276 \* 11/1992 Marsh et al. .... 439/502

(75) Inventor: **Wei-Hsien Lee, Pan Chiao (TW)**

\* cited by examiner

(73) Assignee: **Aten International Co., Ltd., Taipei (TW)**

*Primary Examiner*—Joel Sincavage  
(74) *Attorney, Agent, or Firm*—Baker Botts L.L.P.

(\*\*) Term: **14 Years**

(57) **CLAIM**

The ornamental design for computer cord connector, as shown and described.

(21) Appl. No.: **29/124,177**

**DESCRIPTION**

(22) Filed: **Jun. 1, 2000**

The claimed computer cord connector is used for computer's cord connection.

(51) **LOC (7) Cl.** ..... **13-03**

(52) **U.S. Cl.** ..... **D13/133**

(58) **Field of Search** ..... D13/133, 146,  
D13/147; 439/284, 290, 591, 708, 660

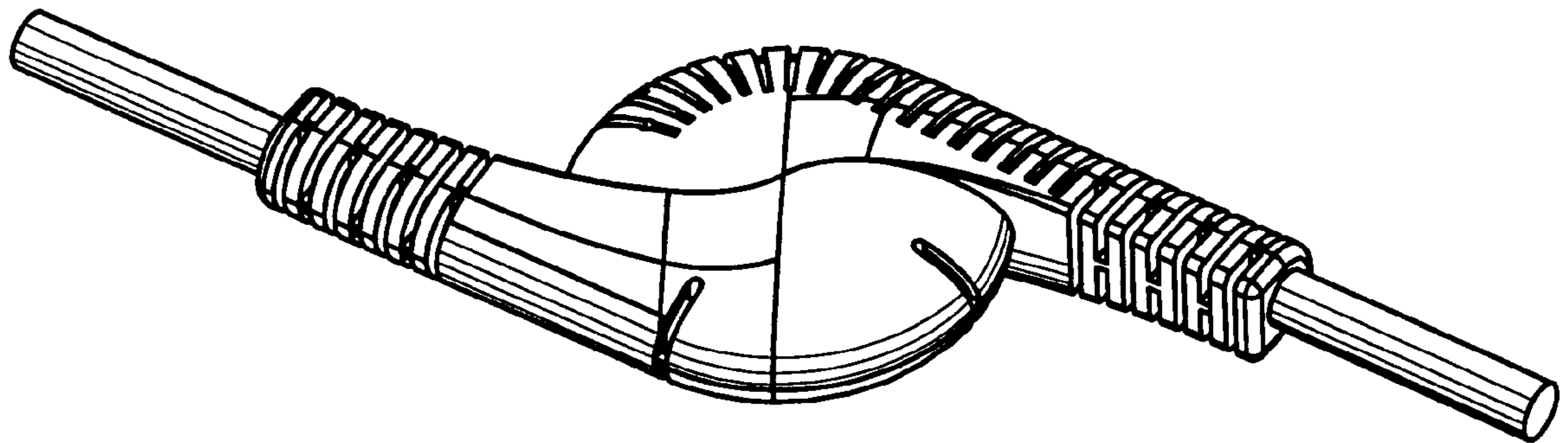
FIG. 1 is a front elevational view of computer cord connector showing my new design;  
FIG. 2 is a rear elevational view thereof;  
FIG. 3 is a left elevational view thereof;  
FIG. 4 is a right elevational view thereof;  
FIG. 5 is a top plan view thereof;  
FIG. 6 is a bottom plan view thereof; and,  
FIG. 7 is a perspective view thereof.

(56) **References Cited**

**U.S. PATENT DOCUMENTS**

D. 388,053 \* 12/1997 Robertson, Jr. et al. .... D13/133  
D. 389,457 \* 1/1998 Beranek ..... D13/133

**1 Claim, 4 Drawing Sheets**



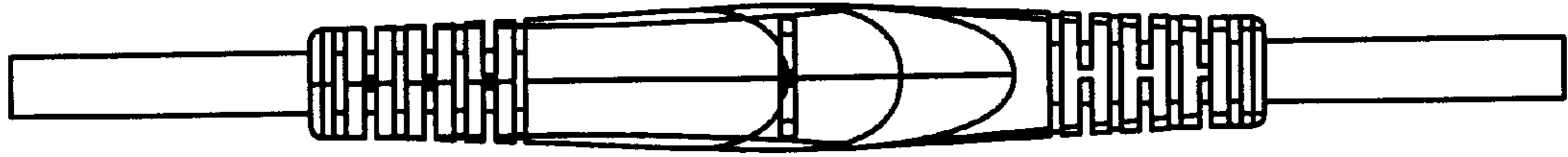


Fig. 1



Fig. 2

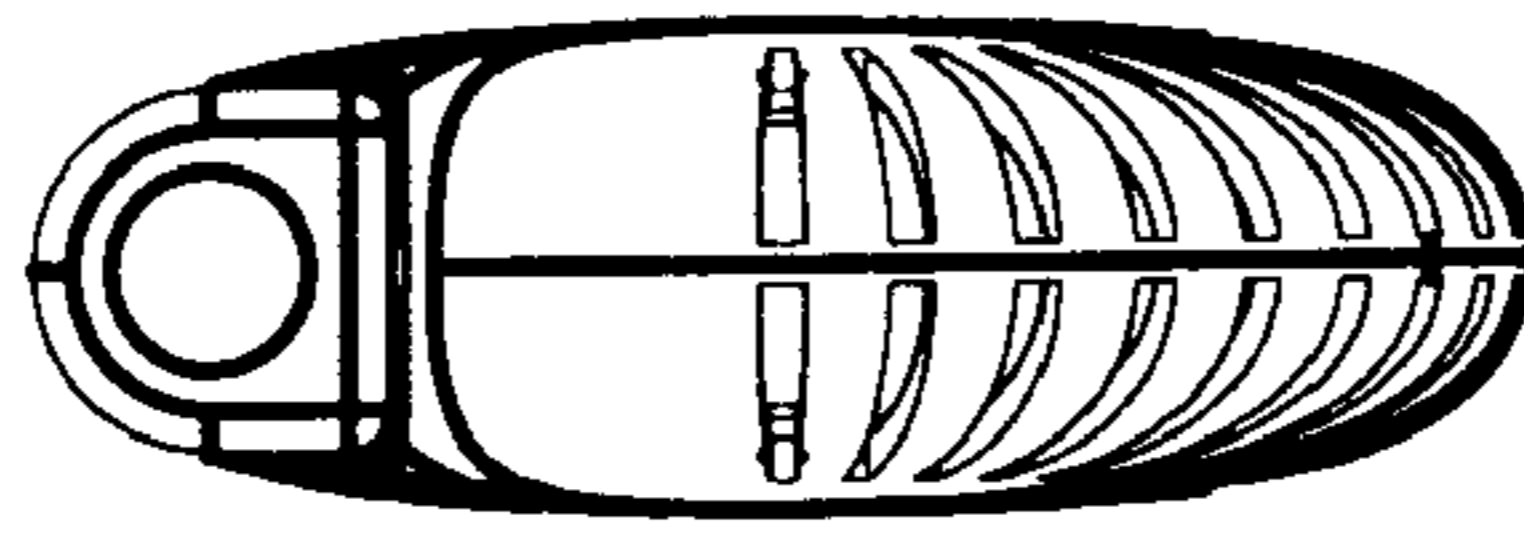


Fig. 3

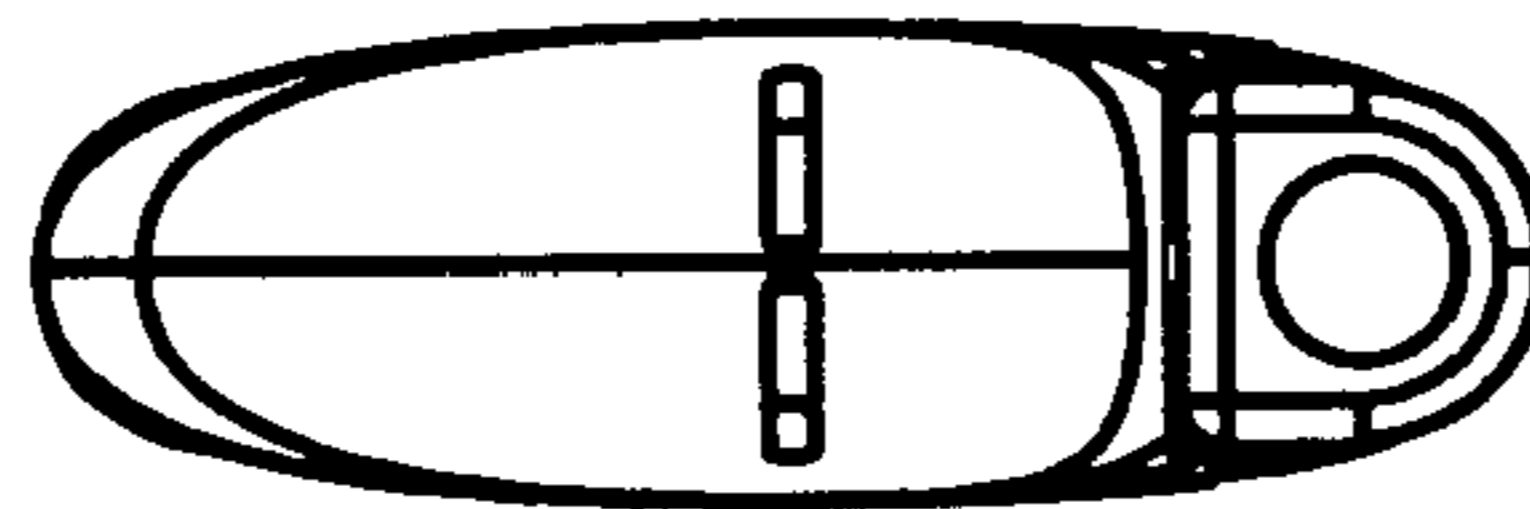


Fig. 4

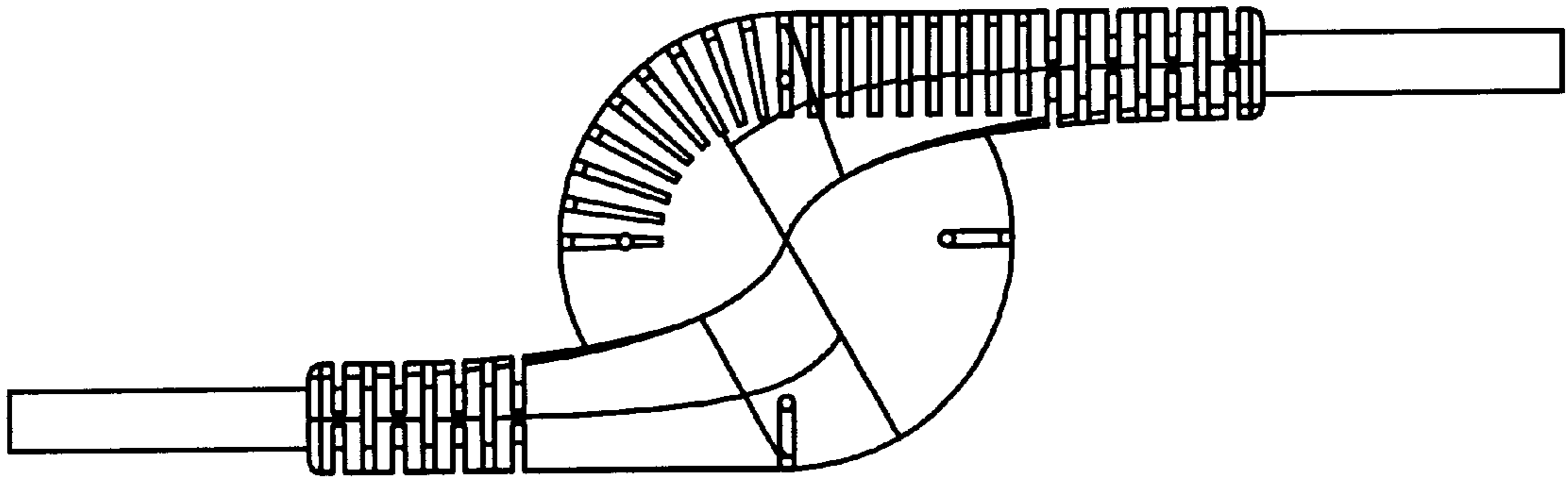


Fig. 5

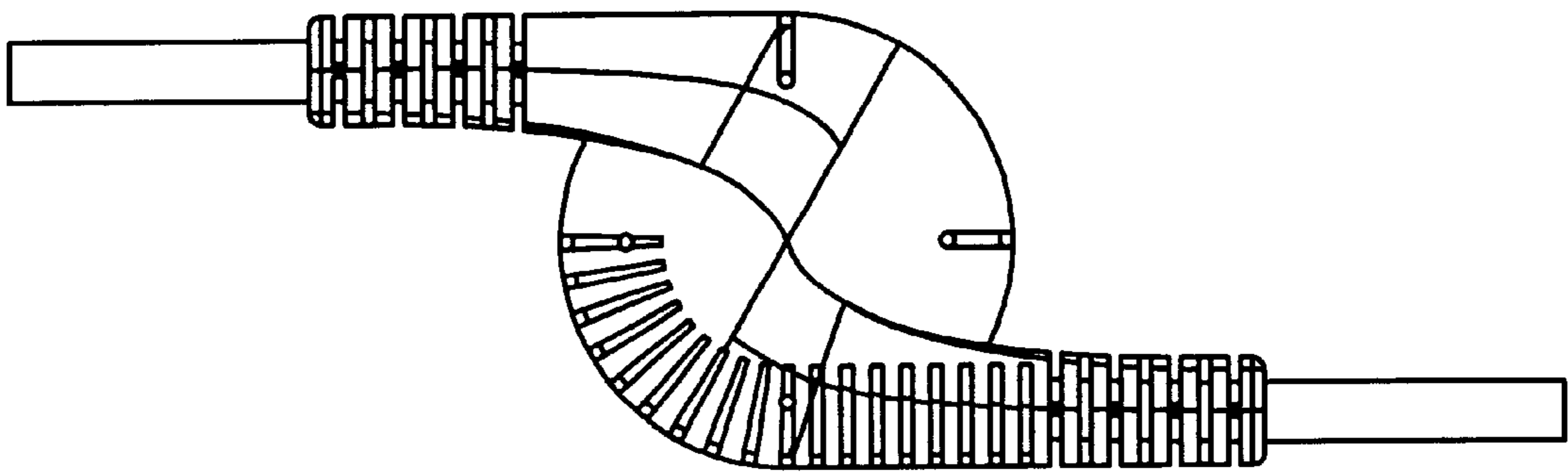


Fig. 6

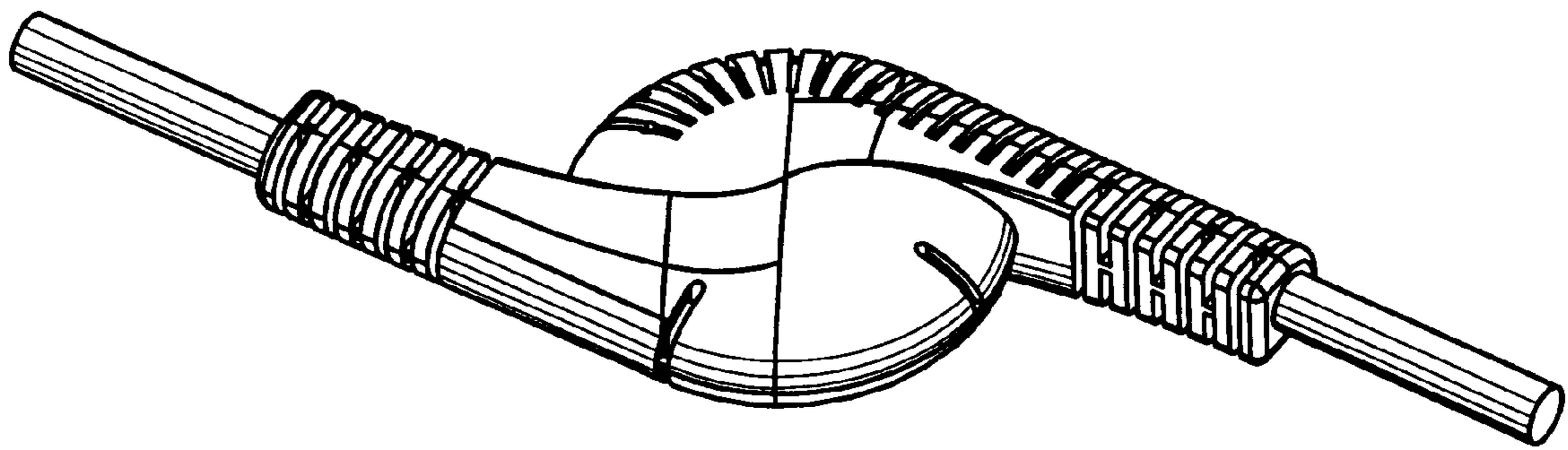


Fig. 7