



US00D436916S

(12) **United States Design Patent**
Eskandry

(10) **Patent No.:** **US D436,916 S**

(45) **Date of Patent:** **** Jan. 30, 2001**

(54) **VISOR ORGANIZER WITH SLIP-IN POUCHES**

(76) **Inventor:** **Ezra D. Eskandry**, 1925 Brickell Ave., D901, Miami, FL (US) 33129

(**) **Term:** **14 Years**

(21) **Appl. No.:** **29/118,642**

(22) **Filed:** **Feb. 11, 2000**

(51) **LOC (7) Cl.** **12-16**

(52) **U.S. Cl.** **D12/417**

(58) **Field of Search** D12/417, 191, D12/415, 418-423; D3/215, 226, 247-249, 252-253; 224/311, 312, 275; 296/97.1-97.9, 97.11; D6/620-635

(56) **References Cited**

U.S. PATENT DOCUMENTS

D. 362,159	*	9/1995	Singh	D6/629
D. 369,777	*	5/1996	Singh et al.	D12/417
D. 372,623	*	8/1996	Alves et al.	D6/630
D. 381,947	*	8/1997	Bergh et al.	D12/191
D. 382,527	*	8/1997	Alves et al.	D12/191
D. 386,146	*	11/1997	Fai	D12/417
D. 386,467	*	11/1997	Alves et al.	D12/417
D. 391,919	*	3/1998	Brassard	D12/417
D. 395,637	*	6/1998	Patterson	D12/417
D. 400,847	*	11/1998	Brassard	D12/417
D. 402,624	*	12/1998	Patterson	D12/417
D. 415,731	*	10/1999	Bergh	D12/417
5,590,827	*	1/1997	Nimpoeno	224/312

* cited by examiner

Primary Examiner—Stacia Cadmus

(74) *Attorney, Agent, or Firm*—Robert C. Kain, Jr.; Fleit Kain

(57) **CLAIM**

I claim the ornamental design for the visor organizer with slip-in pouches, as shown and described.

DESCRIPTION

FIG. 1 is a front view of the visor organizer with slip-in pouches.

FIG. 2 is a rear view of the visor organizer shown in FIG. 1 wherein the beads of the pouches in FIG. 1 are shown in profile in FIG. 3.

FIG. 3 is a left side view of the visor organizer shown in FIG. 1 wherein the beads of the pouches in FIG. 1 are shown in profile in FIG. 4.

FIG. 4 is a right side view of the visor organizer shown in FIG. 1.

FIG. 5 is a top view of the visor organizer shown in FIG. 1. FIG. 6 is a bottom view of the visor organizer shown in FIG. 1.

FIG. 7 is a front view of second embodiment of the visor organizer with slip-in pouches.

FIG. 8 is a rear view of the visor organizer shown in FIG. 7 wherein the beads of the pouches in FIG. 7 are shown in profile in FIG. 9.

FIG. 9 is a left side view of the visor organizer shown in FIG. 7.

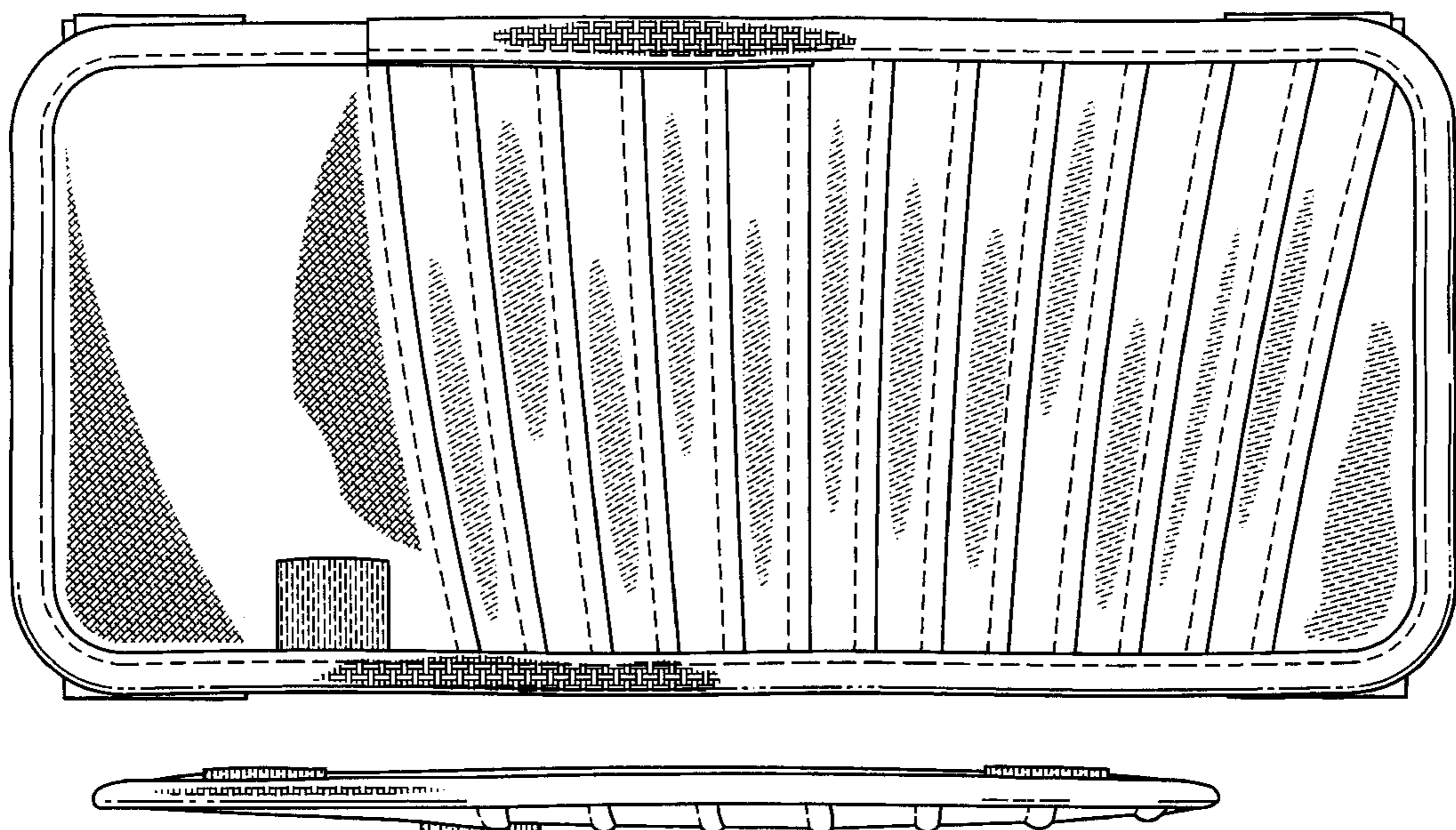
FIG. 10 is a right side view of the visor organizer shown in FIG. 7 wherein the beads of the pouches in FIG. 7 are shown in profile in FIG. 10.

FIG. 11 is a top view of the visor organizer shown in FIG. 7; and,

FIG. 12 is a bottom view of the visor organizer shown in FIG. 7.

The dashed lines on the organizer in FIGS. 1-4 and 8-10 are understood to represent stitching.

1 Claim, 6 Drawing Sheets



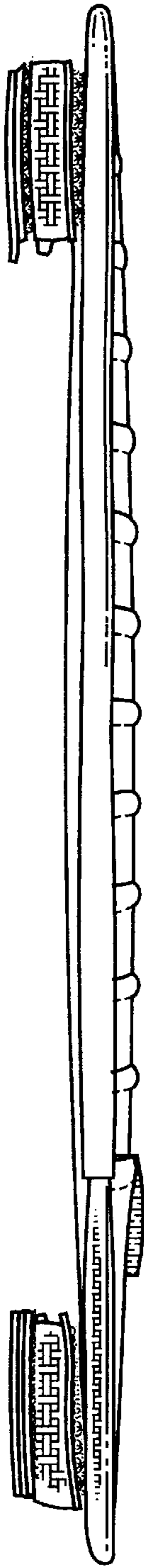


FIG. 3

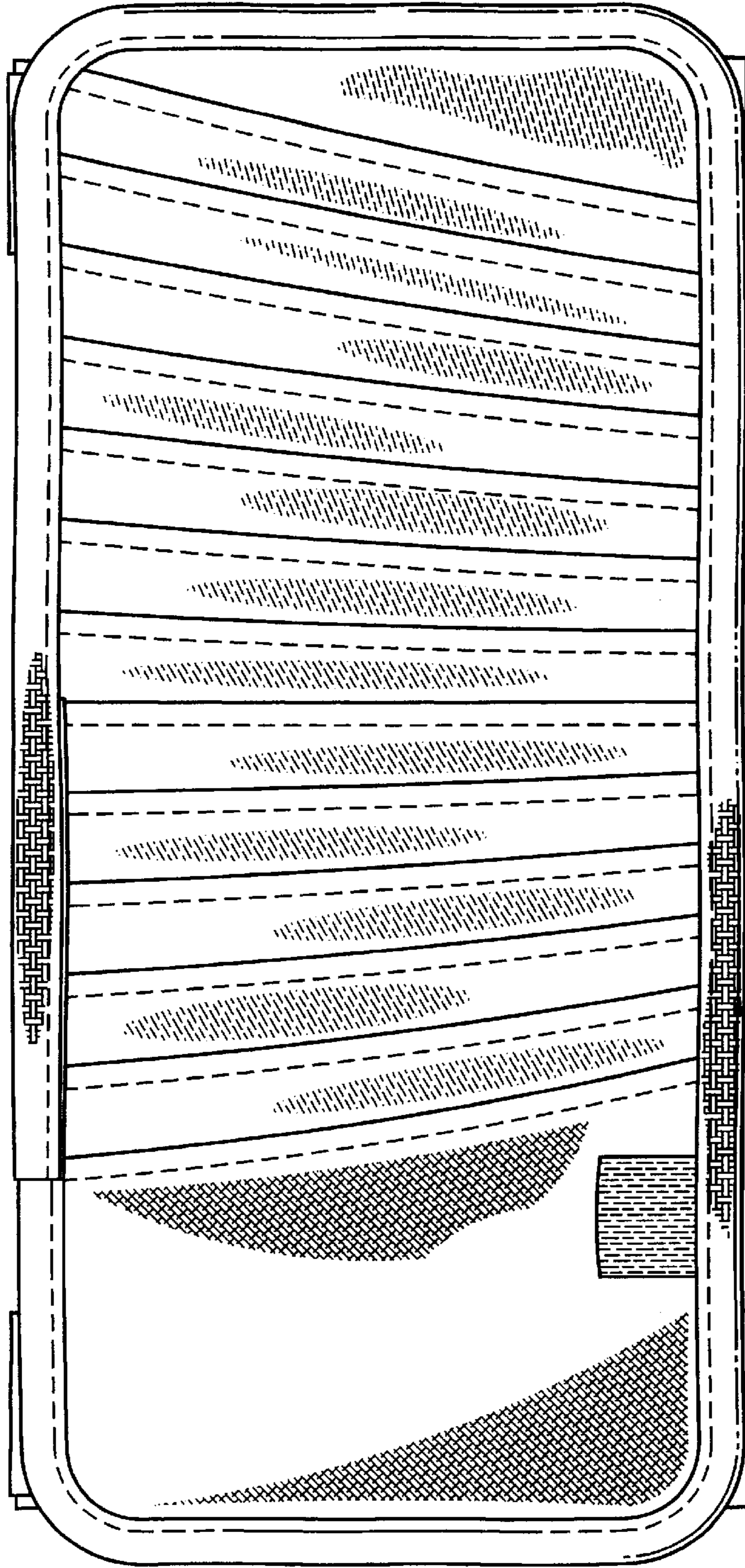


FIG. 1

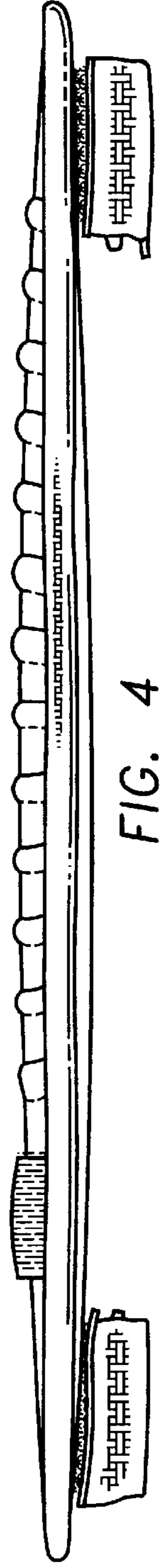


FIG. 4

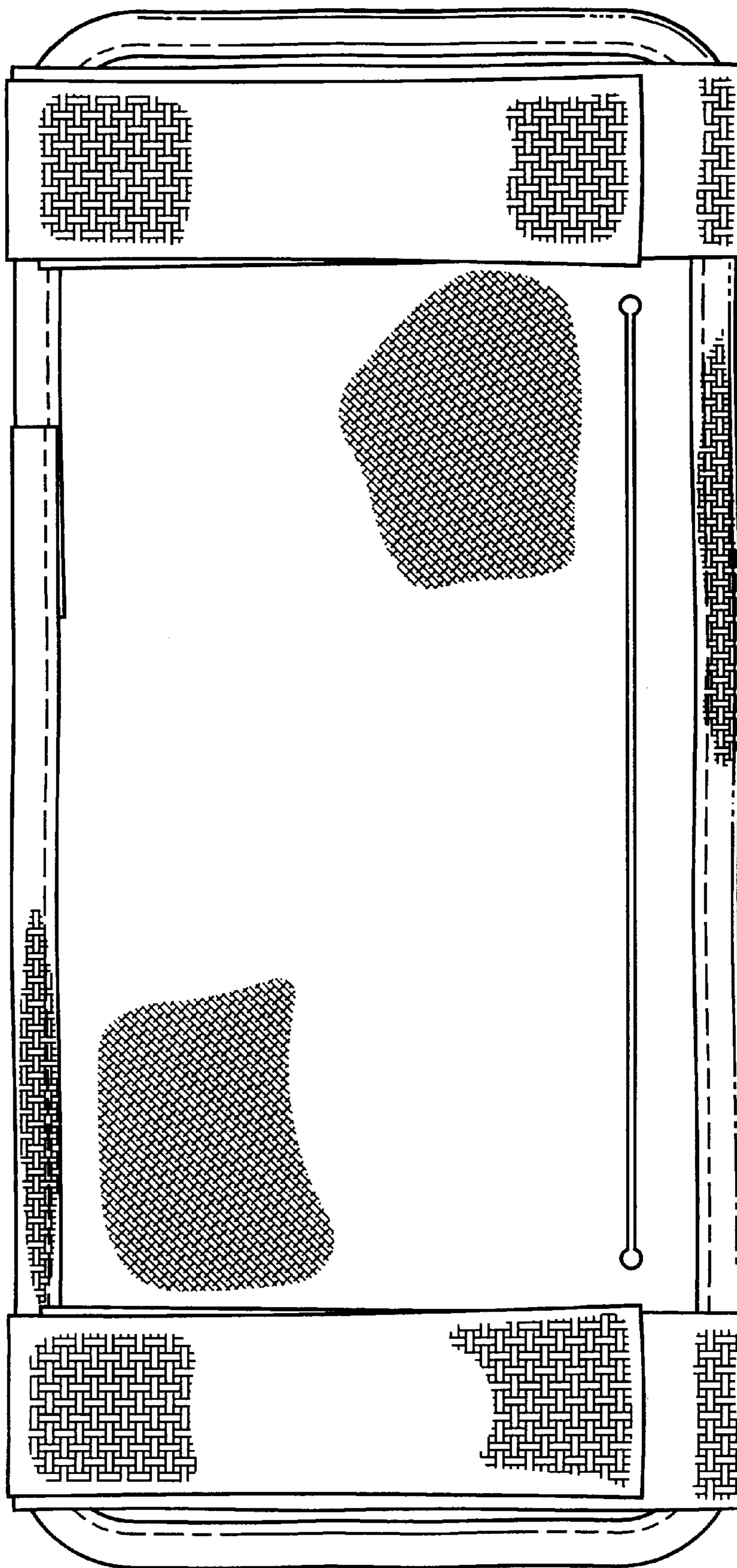


FIG. 2




FIG. 5




FIG. 6

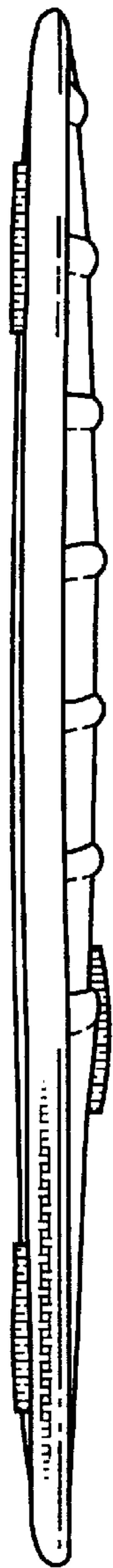


FIG. 9

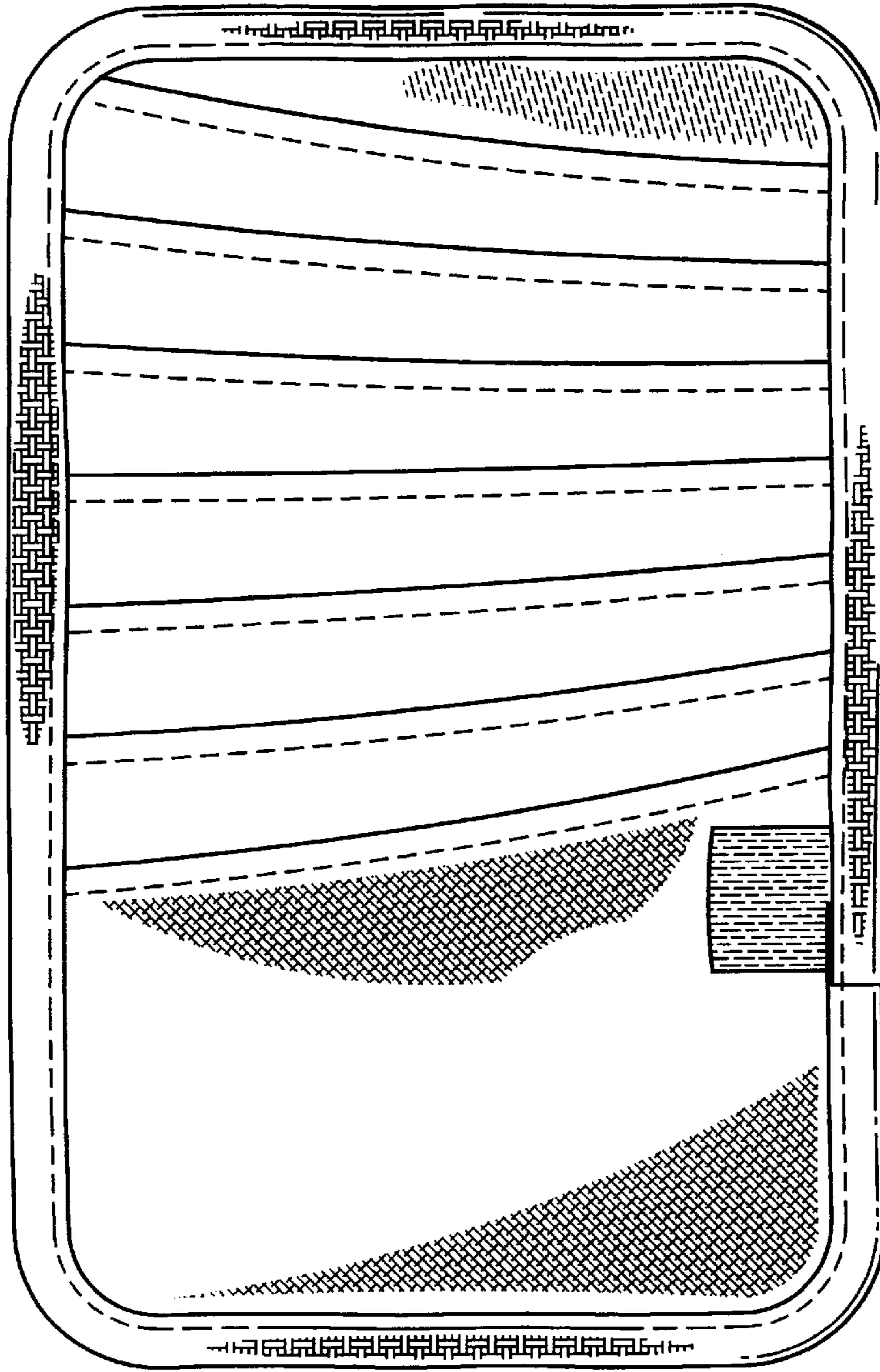


FIG. 7



FIG. 10

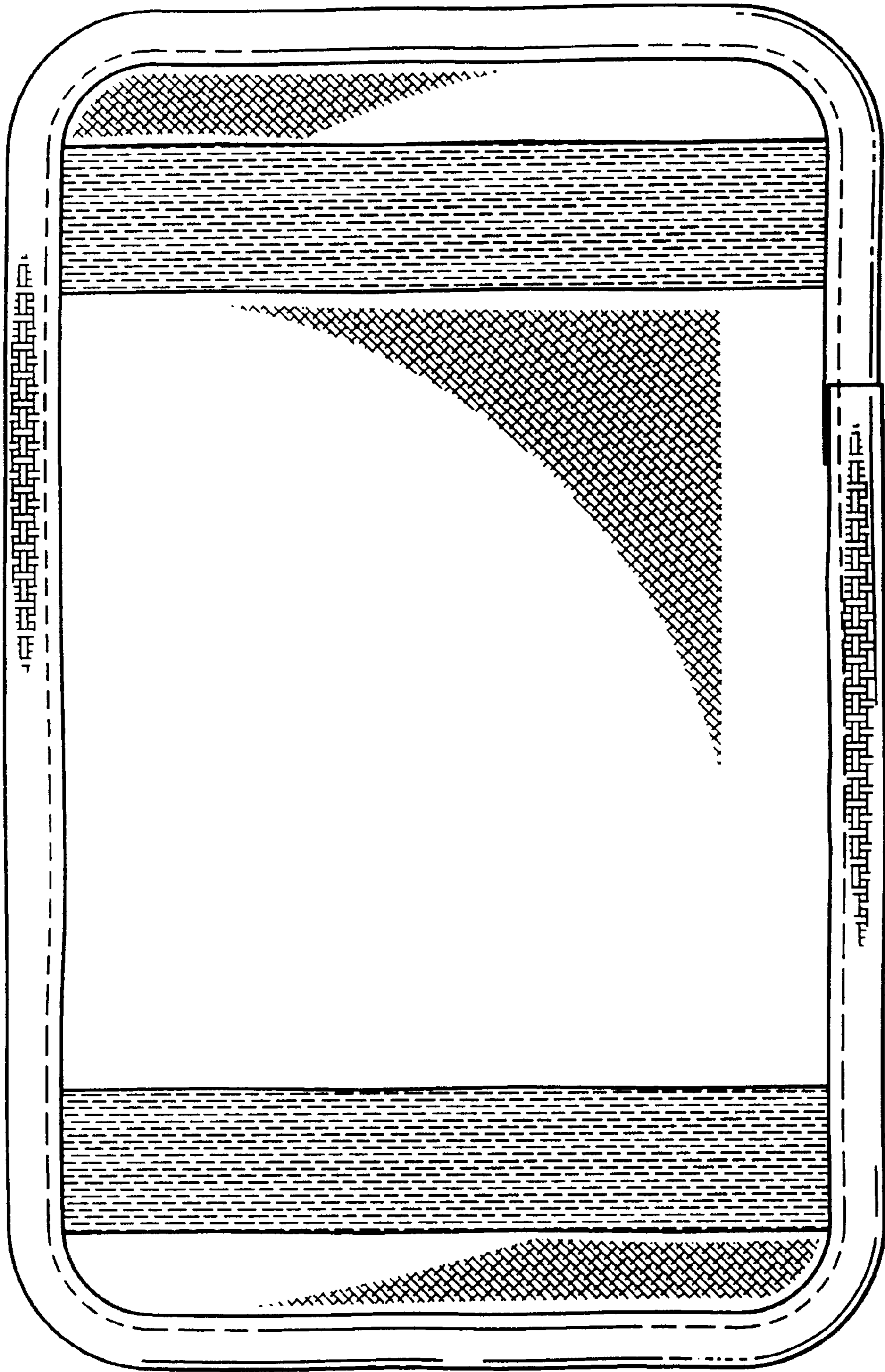


FIG. 8




FIG. 11




FIG. 12