



US00D436915S

(12) **United States Design Patent**
Burger

(10) **Patent No.:** **US D436,915 S**

(45) **Date of Patent:** **** Jan. 30, 2001**

(54) **TRUCK BED RACK**

(76) Inventor: **George Burger**, 4633 Mountaingate Dr., Rocklin, CA (US) 95765

(**) Term: **14 Years**

(21) Appl. No.: **29/104,355**

(22) Filed: **May 4, 1999**

(51) **LOC (7) Cl.** **12-16**

(52) **U.S. Cl.** **D12/406**

(58) **Field of Search** D12/406, 400,
D12/412-414; 296/3, 37.1; 224/402-405;
211/182, 162, 175-176, 205-206; 52/731.7,
731.6, 735.1, 737.6

4,770,458	9/1988	Burke et al. .	
4,779,916	* 10/1988	Christie	296/3
5,037,152	* 8/1991	Hendricks	296/3
5,108,141	4/1992	Anderson .	
5,143,415	9/1992	Boudah .	
5,152,570	10/1992	Hood .	
5,190,337	3/1993	McDaniel .	
5,238,280	* 8/1993	Christensen	296/3
5,431,472	* 7/1995	Coffland	296/3
5,470,120	* 11/1995	Christensen	296/3
5,494,327	2/1996	Derecktor .	
5,560,666	* 10/1996	Vieira et al.	296/3
5,628,540	5/1997	James .	
5,692,791	12/1997	Sulzer .	
5,725,137	3/1998	Macdonald .	
5,806,905	* 9/1998	Moore	296/3
5,836,635	* 11/1998	Dorman	296/3
5,927,782	* 7/1999	Olms	296/3

(56) **References Cited**

U.S. PATENT DOCUMENTS

D. 220,688	5/1971	Zulim .	
D. 236,973	9/1975	Burton .	
D. 244,268	5/1977	Hinch .	
D. 305,111	* 12/1989	Zagner	D12/406
D. 360,614	* 7/1995	Alcocer	D12/412
D. 367,843	* 3/1996	Tayar	D12/412
D. 394,639	* 5/1998	Carter	D12/406
D. 398,284	* 9/1998	Carter et al.	D12/406
2,720,414	10/1955	Hart .	
3,594,035	7/1971	Ferguson .	
4,057,281	11/1977	Garrett .	
4,138,046	* 2/1979	De Freze	296/3 X
4,152,020	5/1979	Brown et al. .	
4,211,448	7/1980	Weston .	
4,267,948	5/1981	Lewis .	
4,278,175	* 7/1981	Jackson	296/3 X
4,398,763	8/1983	Louw .	
4,405,170	9/1983	Raya .	
4,423,899	* 1/1984	Langmead	296/3
4,509,787	4/1985	Knaack et al. .	
4,600,232	7/1986	Phillips .	
4,676,543	6/1987	Lewis .	

* cited by examiner

Primary Examiner—Stacia Cadmus

(74) *Attorney, Agent, or Firm*—Bernhard Kreten

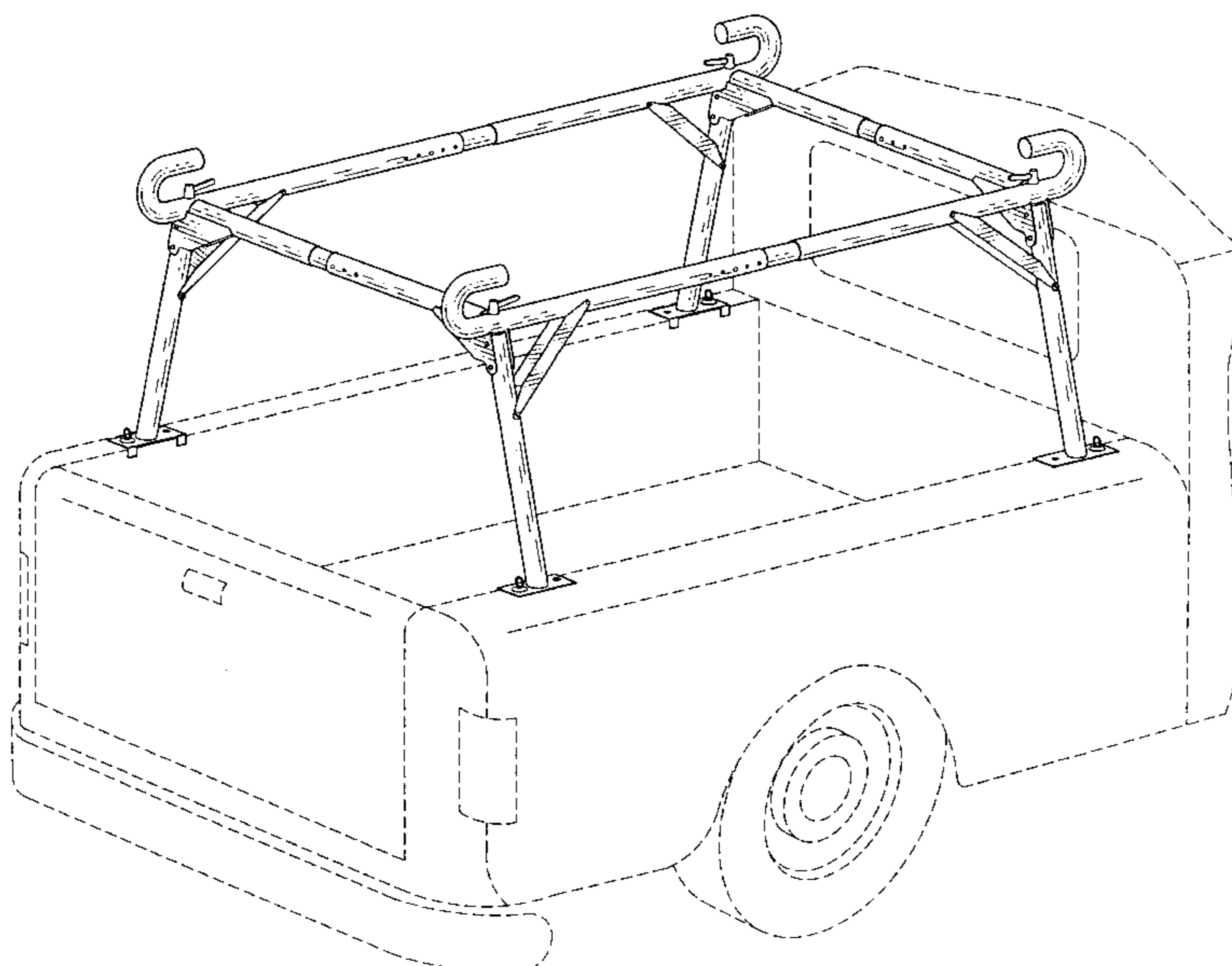
(57) **CLAIM**

The ornamental design for a truck bed rack, as shown and described.

DESCRIPTION

FIG. 1 is a perspective view of a truck bed rack, showing my new design, shown in its position of use;
 FIG. 2 is a front view thereof, it being understood that the opposite side is a mirror image thereof;
 FIG. 3 is a bottom view thereof;
 FIG. 4 is a top view thereof; and,
 FIG. 5 is a side view thereof, it being understood that the opposite side is a mirror image thereof.
 The broken-line showing of environmental structure in FIG. 1 is for illustrative purposes only and forms no part of the claimed design.

1 Claim, 3 Drawing Sheets



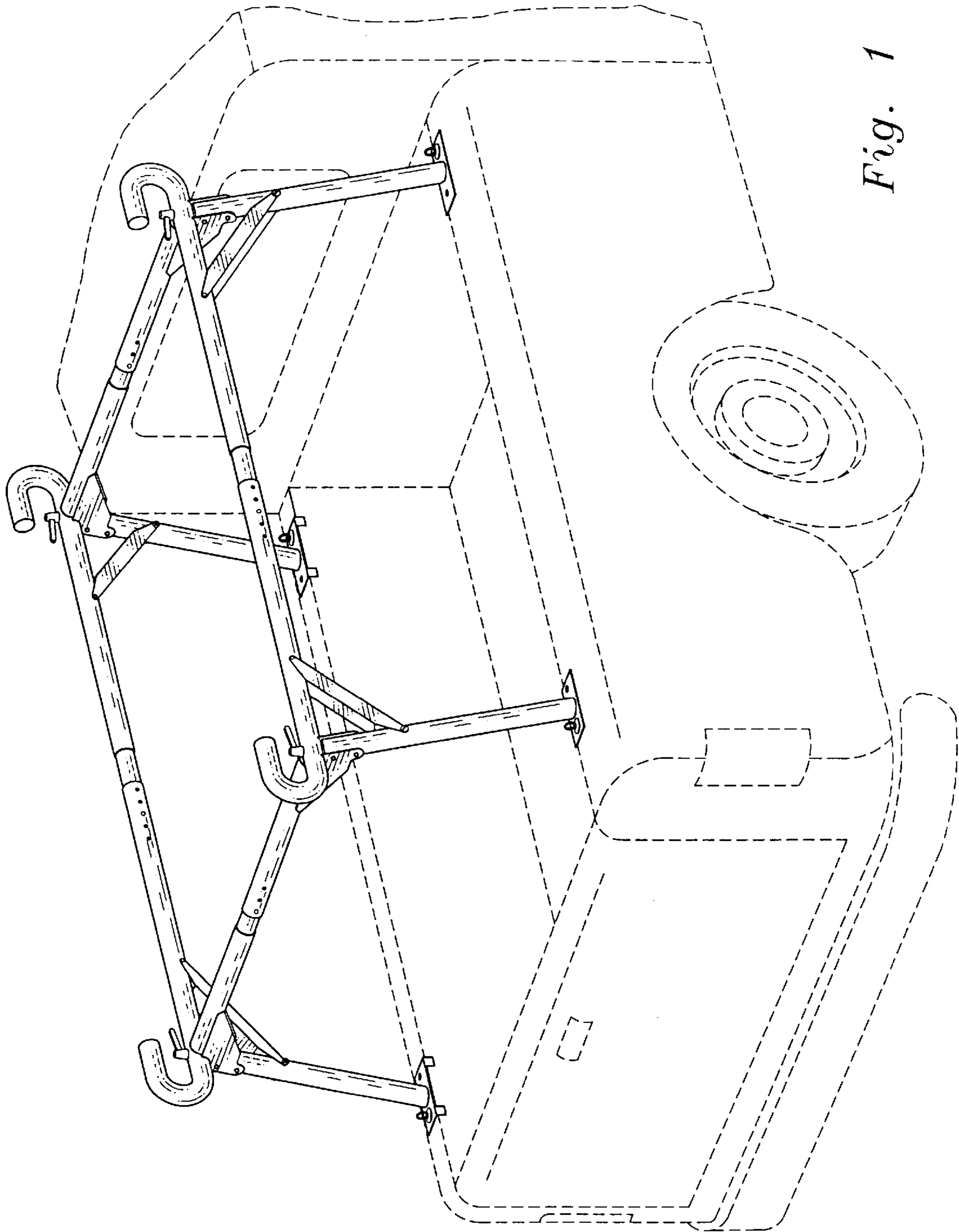


Fig. 1

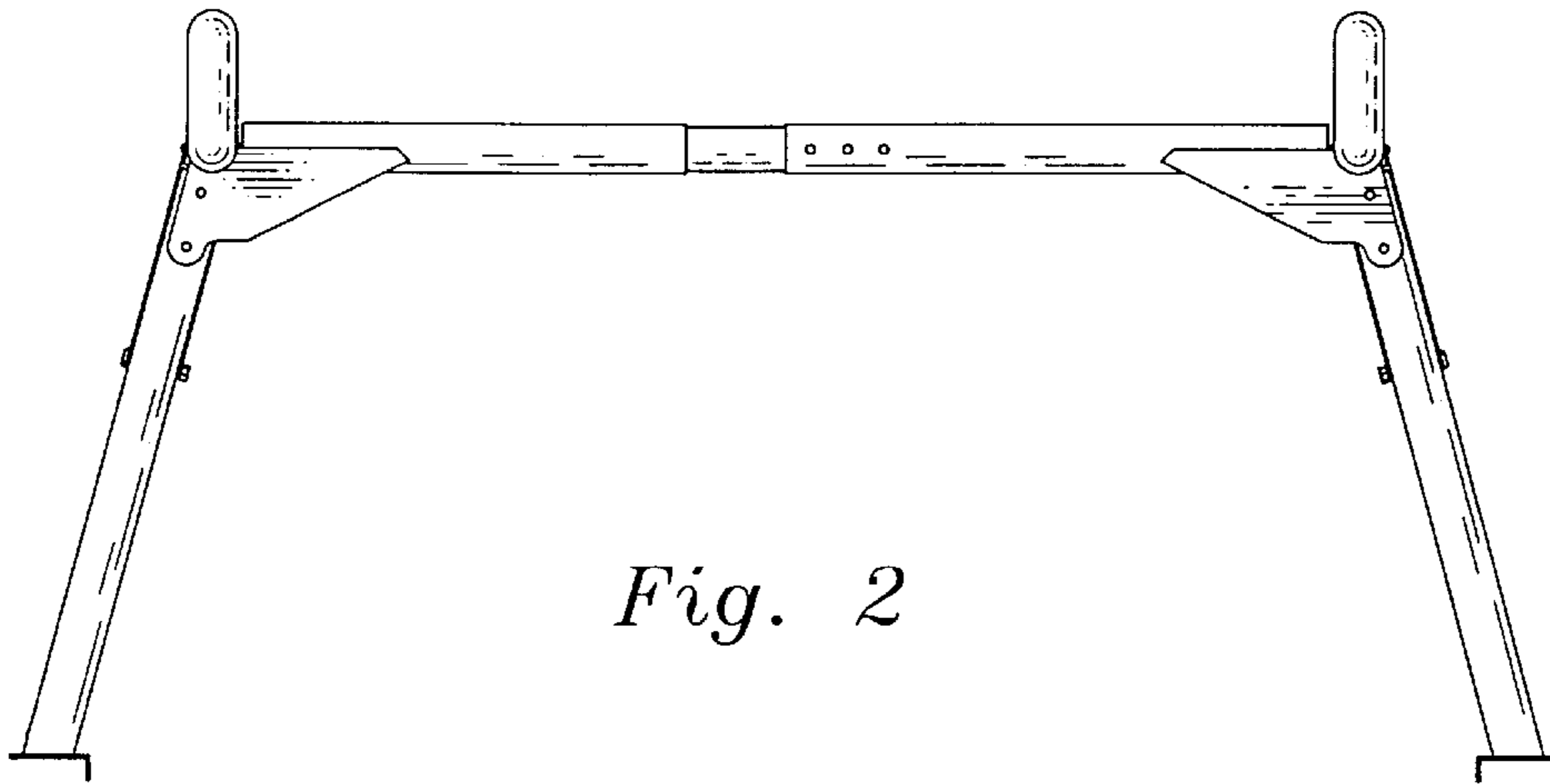


Fig. 2

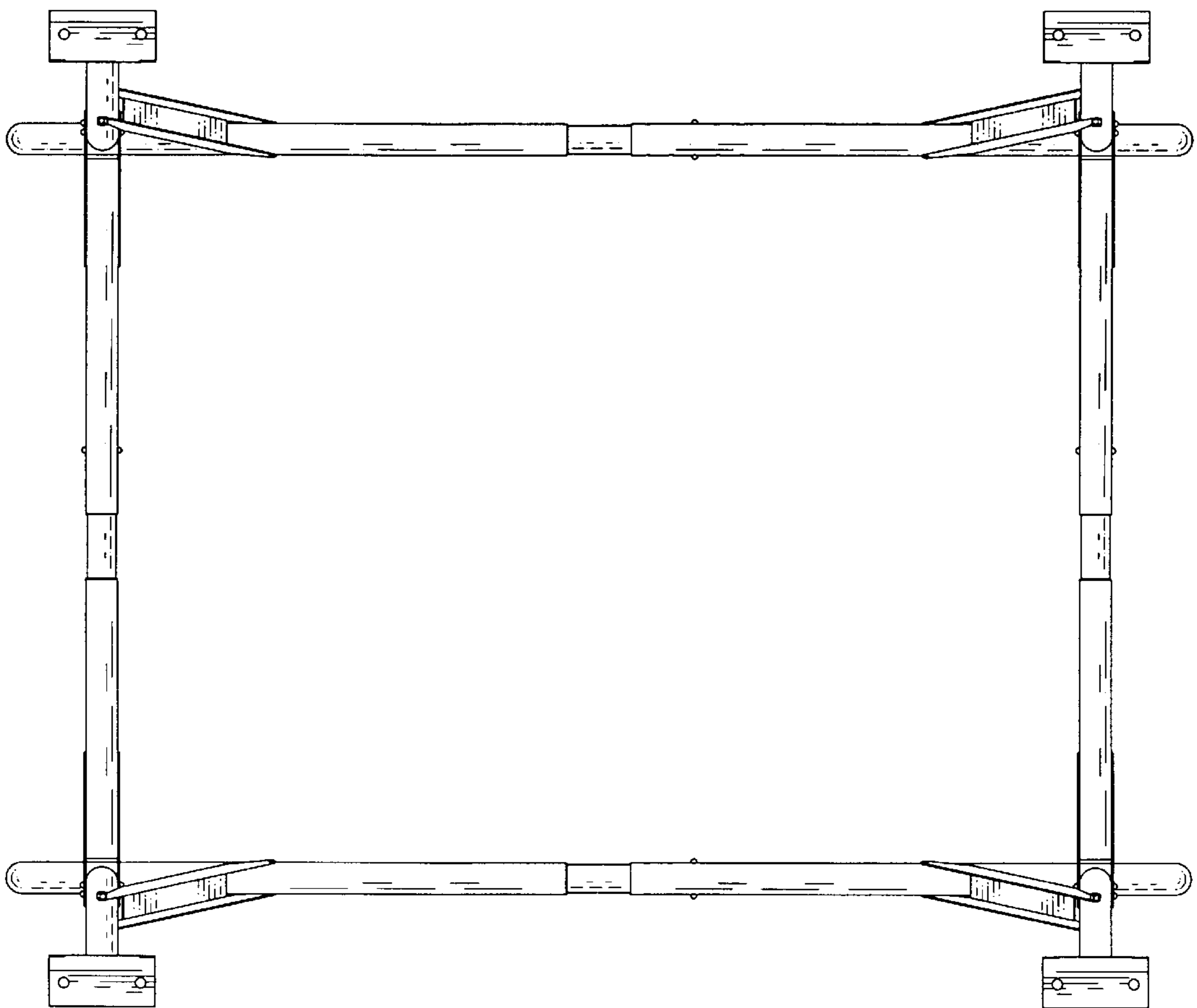


Fig. 3




Fig. 4

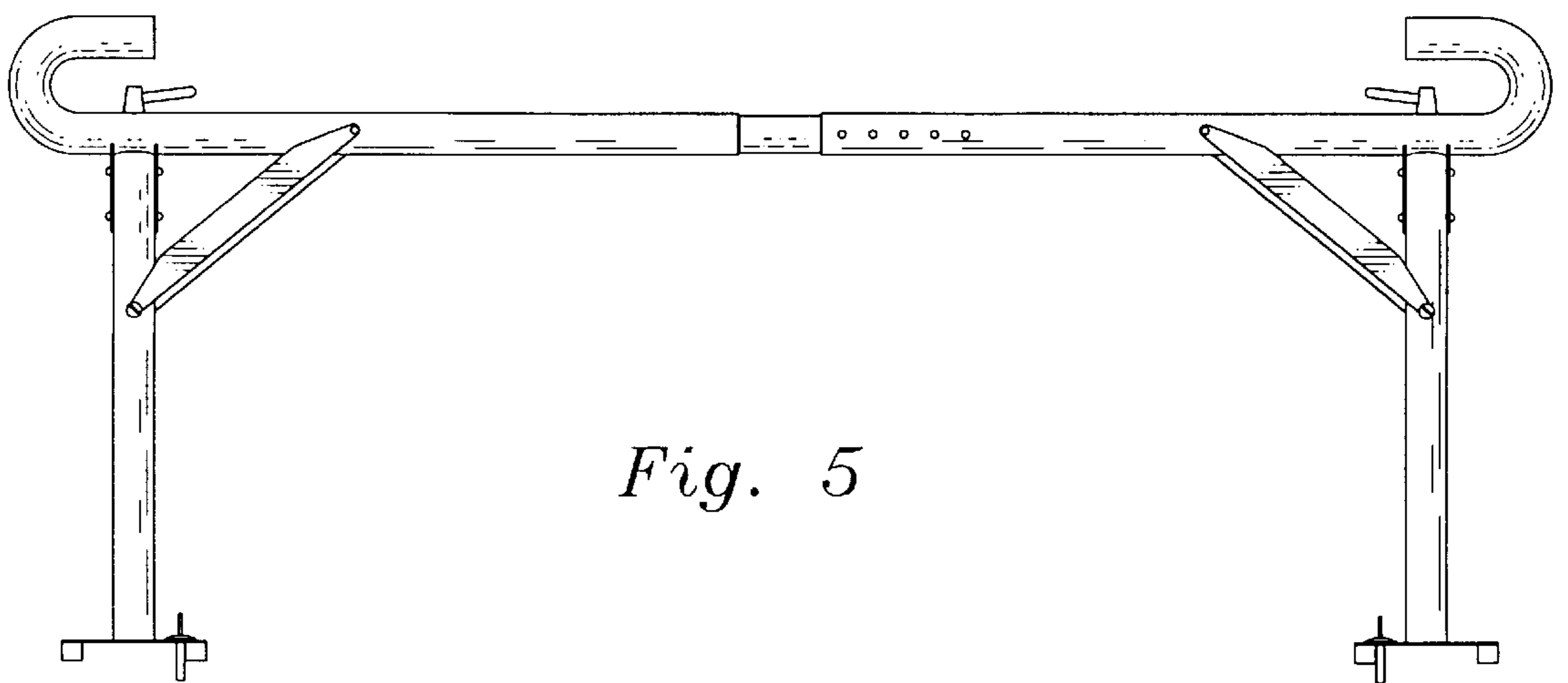


Fig. 5