



US00D436907S

(12) **United States Design Patent**  
**Ong**

(10) **Patent No.:** **US D436,907 S**

(45) **Date of Patent:** **\*\* Jan. 30, 2001**

(54) **FRONT FACE OF A VEHICLE WHEEL**

(75) **Inventor:** **Boon H. ("Derrick") Ong**, Rowland Heights, CA (US)

(73) **Assignee:** **DNA Specialty, Inc.**, Rancho Dominguez, CA (US)

(\*\*) **Term:** **14 Years**

(21) **Appl. No.:** **29/103,759**

(22) **Filed:** **Apr. 21, 1999**

(51) **LOC (7) Cl.** ..... **12-16**

(52) **U.S. Cl.** ..... **D12/209**

(58) **Field of Search** ..... D12/204-213;  
301/64.1, 65, 37.1

(56) **References Cited**

**U.S. PATENT DOCUMENTS**

- D. 212,941 \* 12/1968 Van Winsen ..... D12/209
- D. 352,688 \* 11/1994 Boselli ..... D12/211

- D. 367,031 \* 2/1996 Hubbach ..... D12/209
- D. 396,208 \* 7/1998 Baumgartner et al. .... D12/211
- D. 403,648 \* 1/1999 Feriero ..... D12/209
- D. 403,649 \* 1/1999 Moreno ..... D12/211
- D. 410,614 \* 6/1999 Fitzgerald ..... D12/209
- D. 413,853 \* 9/1999 Hale, Jr. .... D12/211

\* cited by examiner

*Primary Examiner*—Stacia Cadmus

(74) *Attorney, Agent, or Firm*—Small Larkin, LLP

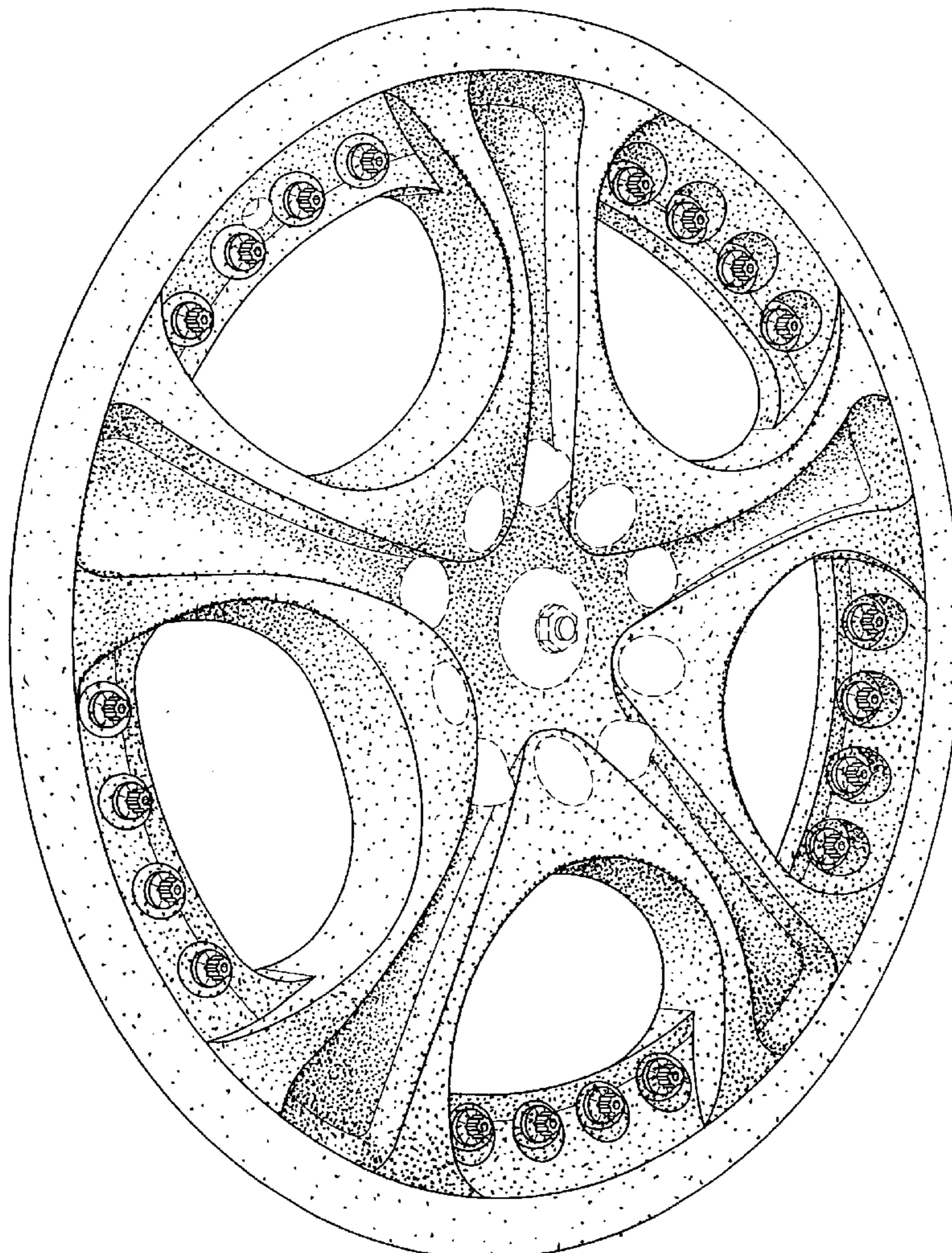
(57) **CLAIM**


The ornamental design for a front face of a vehicle wheel, as shown and described.

**DESCRIPTION**

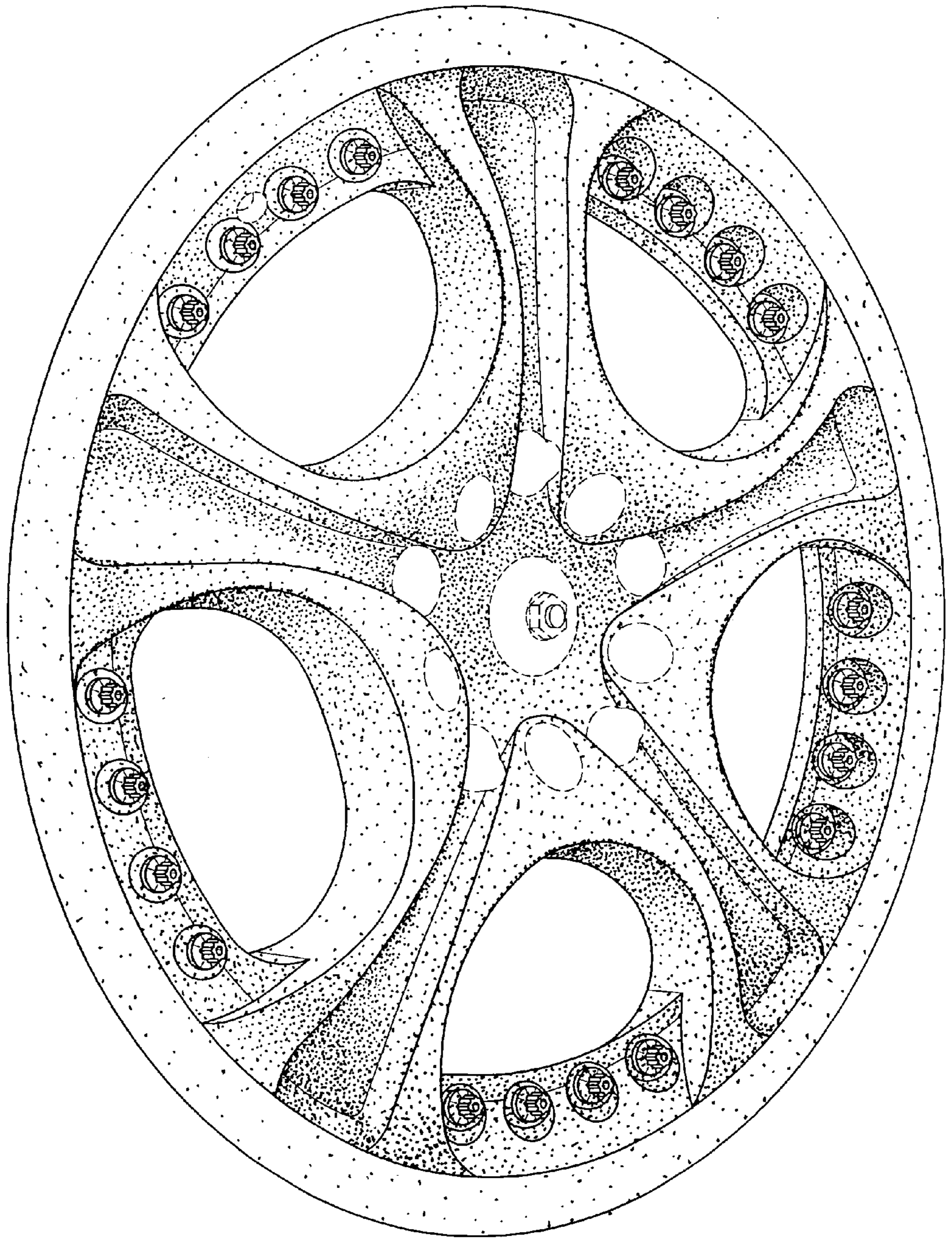
FIG. 1 is a front view of a front face of a vehicle wheel, showing my new design; and, FIG. 2 is a side, perspective view of the FIG. 1 design. The broken line showing of environment is for illustrative purposes only and forms no part of the claim design.

**1 Claim, 2 Drawing Sheets**





*FIG. 1*



*FIG. 2*