



US00D436892S

(12) **United States Design Patent**
Soucy et al.

(10) **Patent No.:** **US D436,892 S**

(45) **Date of Patent:** **** Jan. 30, 2001**

(54) **SNOWMOBILE TRACK**

(75) Inventors: **Gilles Soucy**, Drummondville; **François Chapdelaine**, Notre-Dame-du-Bon-Conseil; **Claude Faucher**, Drummondville; **Yves St-Pierre**, Drummondville; **André Deland**, Drummondville, all of (CA)

(73) Assignee: **Soucy International Inc.**, Quebec (CA)

(**) Term: **14 Years**

(21) Appl. No.: **29/124,376**

(22) Filed: **Jun. 5, 2000**

(51) **LOC (7) Cl.** **12-14**

(52) **U.S. Cl.** **D12/7**

(58) **Field of Search** D12/7; D15/28;
305/157, 165, 167-169; 180/190-191; D2/951,
960

(56) **References Cited**

U.S. PATENT DOCUMENTS

| | | | | | |
|------------|---|---------|-----------------|-------|--------|
| D. 216,301 | * | 12/1969 | Chaumont | | D12/7 |
| D. 222,247 | * | 10/1971 | Perreault | | D12/7 |
| D. 242,612 | | 12/1976 | Perreault | | D12/14 |
| D. 243,517 | | 3/1977 | Belanger | | D12/14 |
| D. 260,899 | | 9/1981 | Joseph et al. | | D15/4 |
| D. 283,206 | | 4/1986 | Talbot | | D12/7 |
| D. 376,996 | | 12/1996 | Soucy et al. | | D12/7 |
| D. 380,419 | | 7/1997 | Thompson et al. | | D12/7 |
| D. 386,721 | | 11/1997 | Bedard | | D12/7 |
| D. 389,428 | | 1/1998 | Dandurand | | D12/7 |
| D. 389,429 | | 1/1998 | Dandurand | | D12/7 |

| | | | | |
|------------|--------|-----------|-------|--------|
| D. 389,430 | 1/1998 | Dandurand | | D12/7 |
| D. 389,431 | 1/1998 | Dandurand | | D12/7 |
| D. 389,432 | 1/1998 | Dandurand | | D12/7 |
| D. 389,433 | 1/1998 | Dandurand | | D12/7 |
| D. 389,434 | 1/1998 | Dandurand | | D12/7 |
| D. 389,435 | 1/1998 | Dandurand | | D12/7 |
| D. 393,607 | 4/1998 | Dandurand | | D12/7 |
| D. 393,608 | 4/1998 | Dandurand | | D12/7 |
| D. 394,615 | 5/1998 | Dandurand | | D12/7 |
| D. 408,326 | 4/1999 | Dandurand | | D12/7 |
| D. 408,327 | 4/1999 | Dandurand | | D12/7 |
| D. 408,758 | 4/1999 | Dandurand | | D12/7 |
| 3,883,191 | 5/1975 | Chaumont | | 305/35 |

* cited by examiner

Primary Examiner—Stacia Cadmus

(74) *Attorney, Agent, or Firm*—Bourque & Associates, P.A.

(57) **CLAIM**

The ornamental design for a snowmobile track, as shown and described.

DESCRIPTION

FIG. 1 is a perspective view of a snowmobile track showing our new design, it being understood that the tread pattern is repeated uniformly over the entire length of the track, as shown schematically by the solid lines.

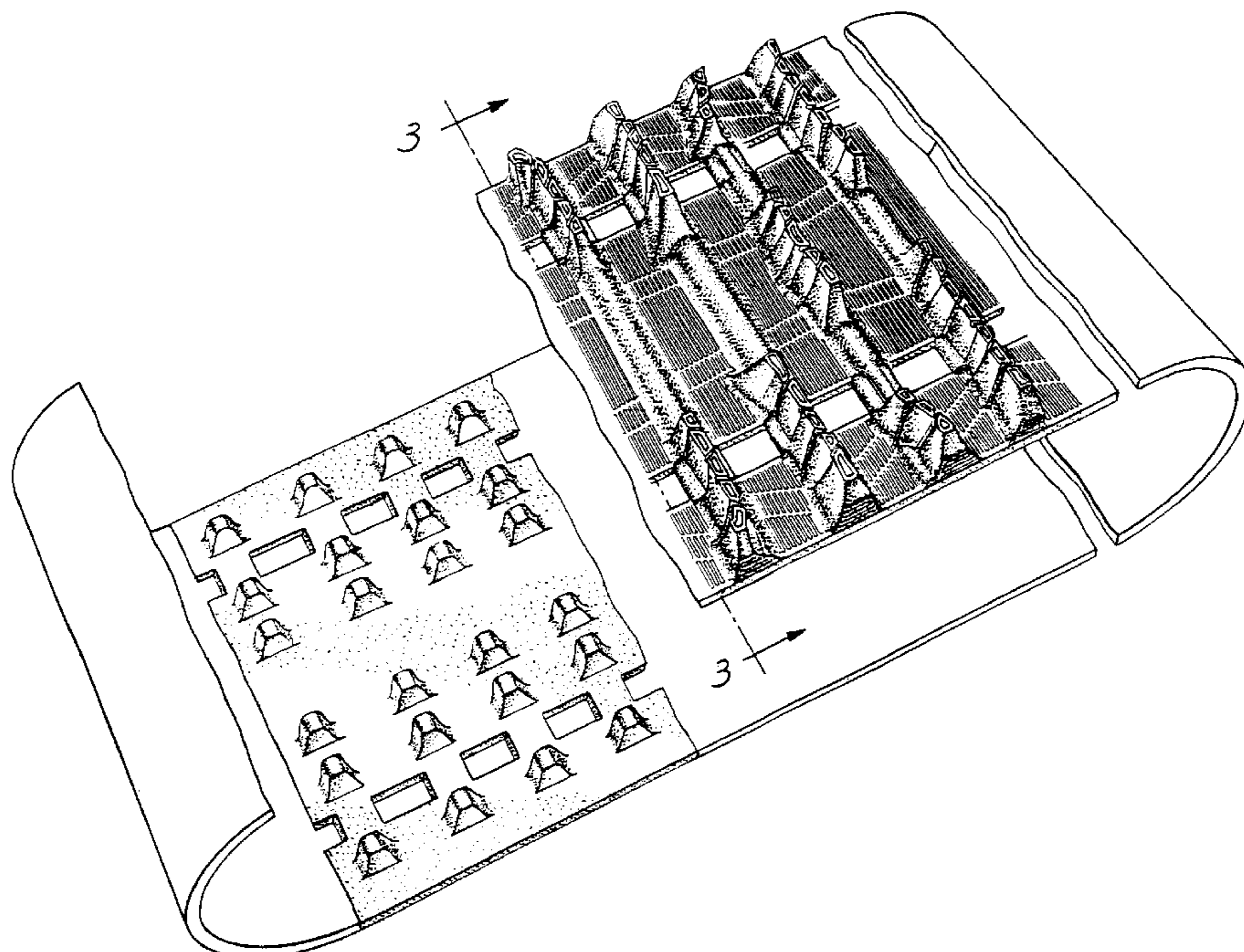
FIG. 2 is an enlarged top plan view thereof;

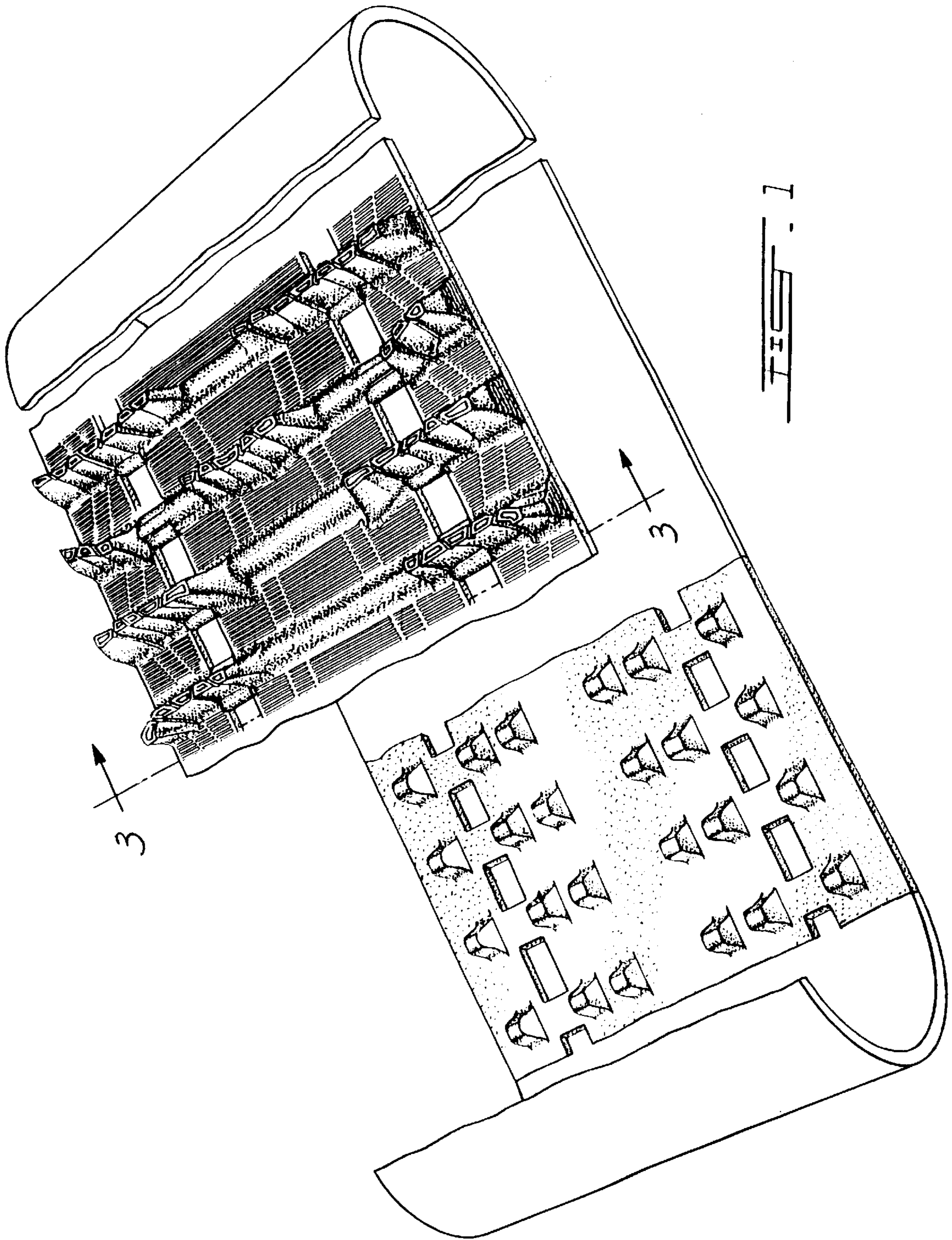
FIG. 3 is a cross-sectional view thereof, taken along line 3—3 in FIG. 2; and,

FIG. 4 is a side elevation view thereof.

The track has been broken away in FIG. 1 to indicate indeterminate length.

1 Claim, 3 Drawing Sheets





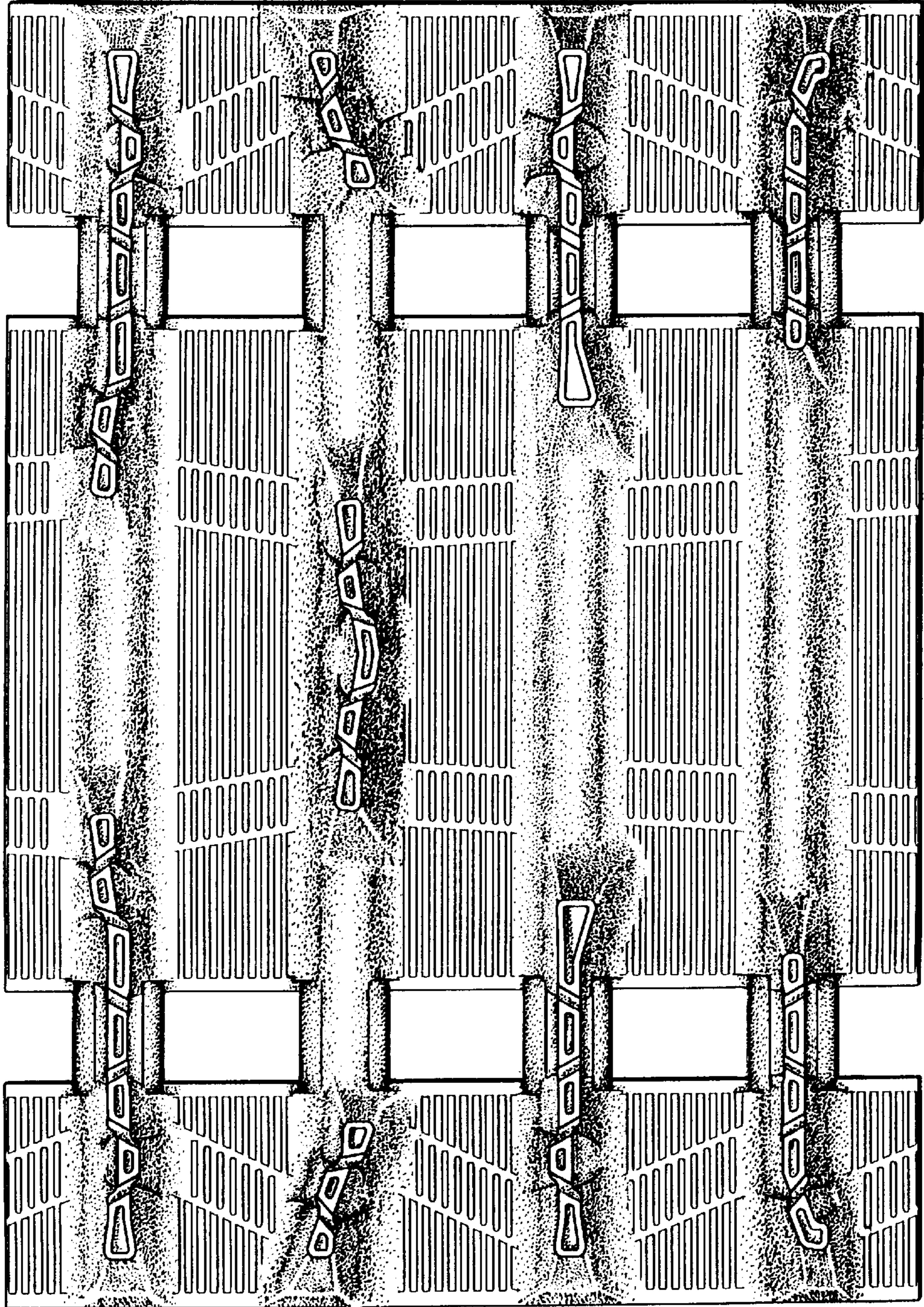


FIG. 2

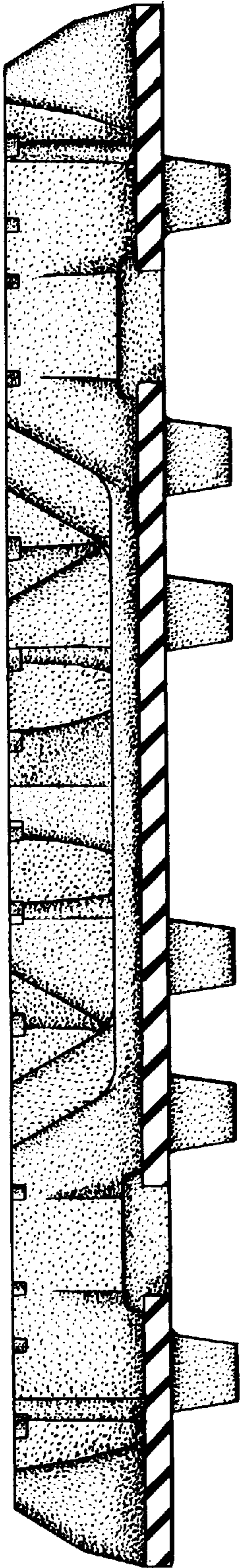


FIG. 3

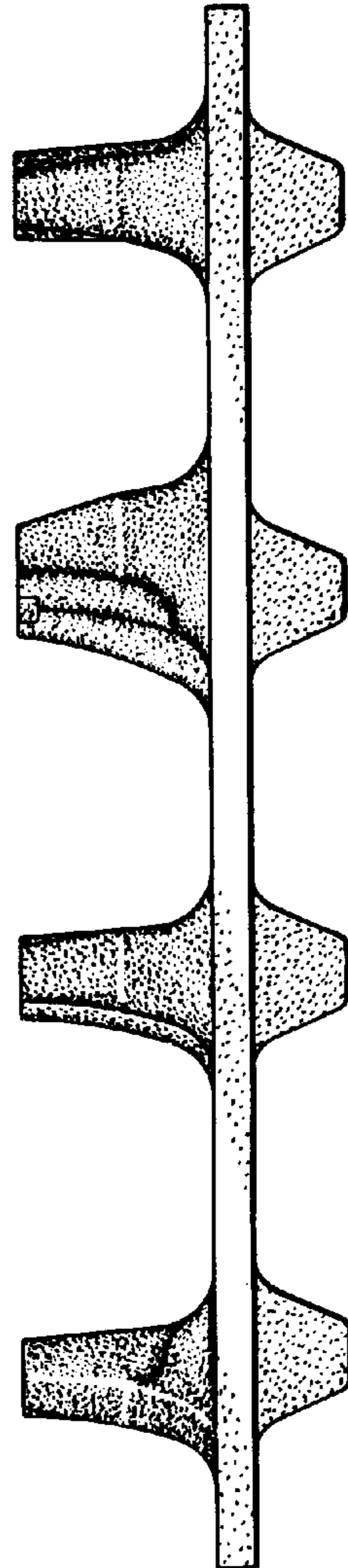


FIG. 4