



US00D436891S

(12) **United States Design Patent**
Redman

(10) **Patent No.:** **US D436,891 S**

(45) **Date of Patent:** **** Jan. 30, 2001**

(54) **TROLLEY BOAT**

(76) **Inventor:** **Donald R. Redman**, 528 S. Beach St.,
Ormond Beach, FL (US) 32174

(**) **Term:** **14 Years**

(21) **Appl. No.:** **29/125,146**

(22) **Filed:** **Jun. 19, 2000**

(51) **LOC (7) Cl.** **12-14**

(52) **U.S. Cl.** **D12/3**

(58) **Field of Search** D12/1, 2, 3, 300,
D12/312, 315; 180/182; 280/80.1; 114/56.1,
60, 344

(56) **References Cited**

U.S. PATENT DOCUMENTS

- D. 198,554 * 6/1964 Gale D12/3
- D. 218,886 * 10/1970 Plessinger D12/3
- D. 231,203 * 4/1974 Ow D12/3
- D. 265,646 * 8/1982 Fortier D12/315 X
- D. 305,414 * 1/1990 Costello D12/3
- D. 334,376 * 3/1993 McNeir D12/315
- D. 356,056 * 3/1995 Wardavoir D12/3
- D. 387,325 * 12/1997 Deveau D12/315
- D. 388,761 * 1/1998 Wilkinson D12/315

- D. 391,896 * 3/1998 Albertson D12/1
- 3,765,368 * 10/1973 Asbeck 180/182 X
- 3,771,615 * 11/1973 Rieli 180/182

* cited by examiner

Primary Examiner—Stacia Cadmus

(74) *Attorney, Agent, or Firm*—James H. Beusse; Holland & Knight LLP


(57) **CLAIM**

The ornamental design for a trolley boat, as shown and described.

DESCRIPTION

FIG. 1 is a perspective view of my new and ornamental design for a trolley boat;
 FIG. 2 is a front elevational view of a second embodiment of a trolley boat, showing my new design, the only difference being the one-piece windshield;
 FIG. 3 is a front elevation view of the design of FIG. 1;
 FIG. 4 is a rear elevation view of the design of FIG. 1;
 FIG. 5 is a top plan view of the design of FIG. 1;
 FIG. 6 is a bottom plan view of the design of FIG. 1;
 FIG. 7 is a right side view of the design of FIG. 1; and,
 FIG. 8 is a left side view of the design of FIG. 1.

1 Claim, 3 Drawing Sheets



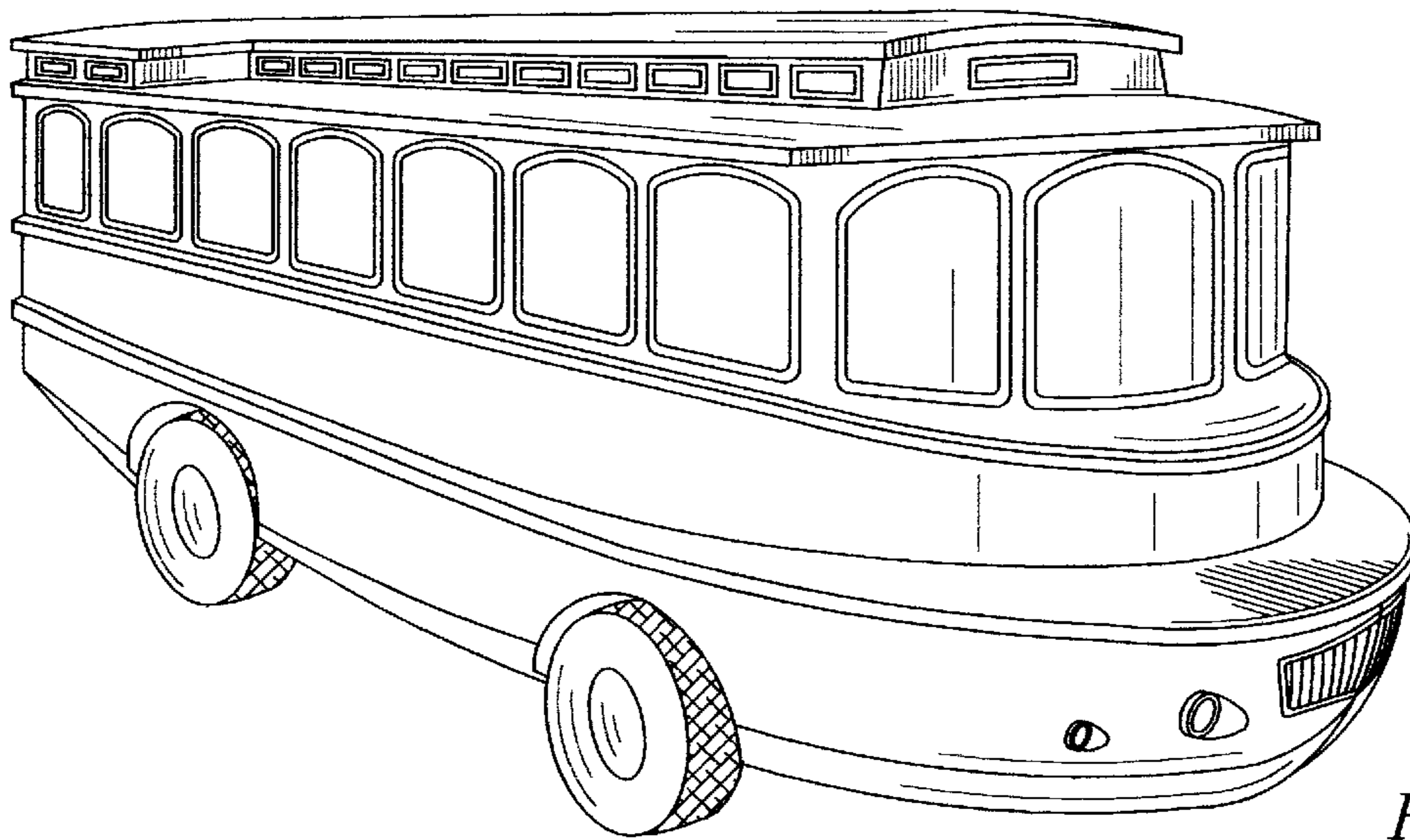


FIG. 1




FIG. 2




FIG. 3




FIG. 4




FIG. 5




FIG. 6

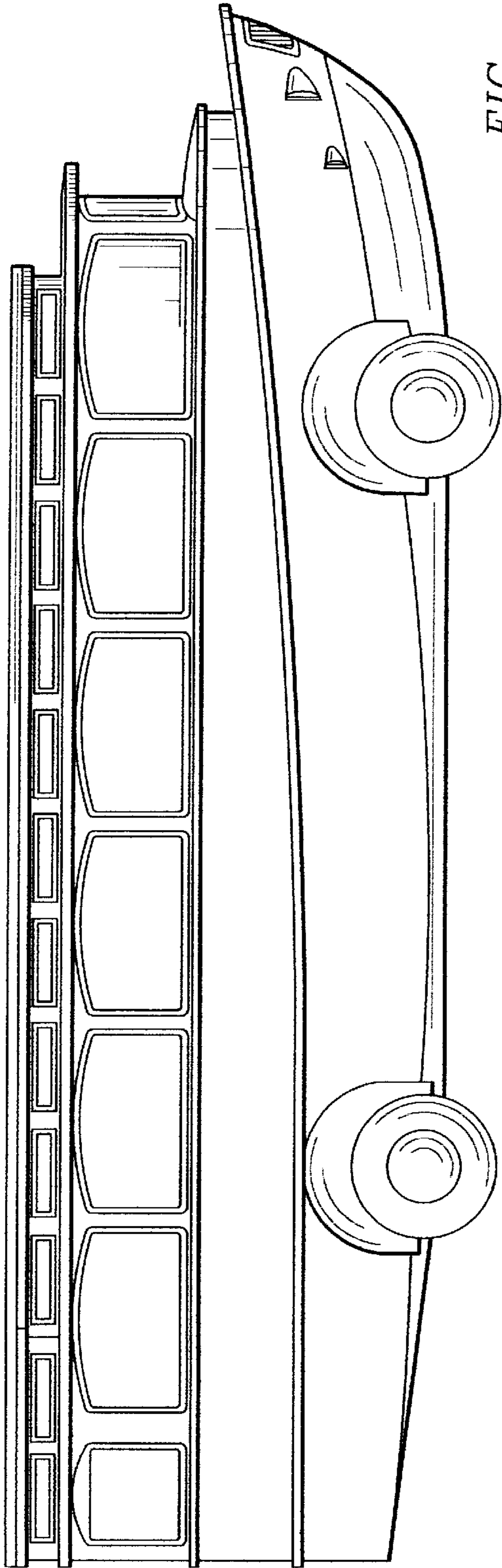


FIG. 7

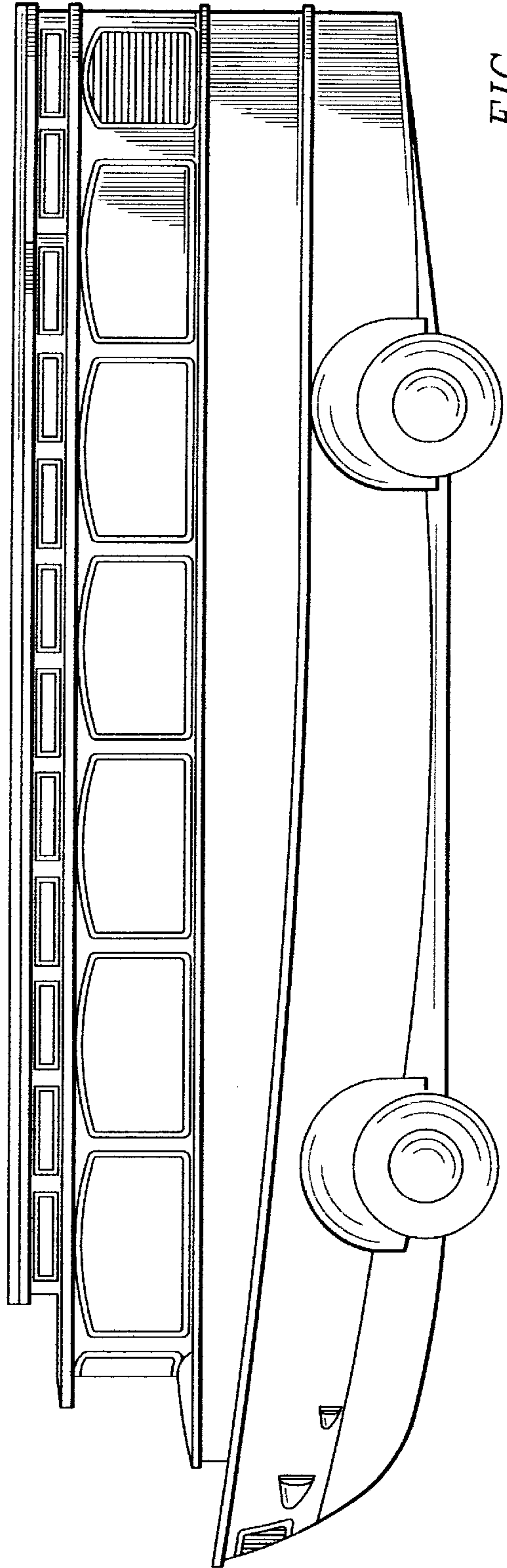


FIG. 8