



US00D436883S

(12) **United States Design Patent**
Versace

(10) **Patent No.:** **US D436,883 S**

(45) **Date of Patent:** **** Jan. 30, 2001**

(54) **RING**

(75) **Inventor:** **Donatella Versace, Milan (IT)**

(73) **Assignee:** **Gianni Versace SpA, Milan (IT)**

(**) **Term:** **14 Years**

(21) **Appl. No.:** **29/113,023**

(22) **Filed:** **Oct. 28, 1999**

(30) **Foreign Application Priority Data**

Apr. 28, 1999 (IT) MI9900246

(51) **LOC (7) Cl.** **11-01**

(52) **U.S. Cl.** **D11/26**

(58) **Field of Search** D11/26-39; 63/15,
63/15.1-15.4, 15.45, 15.65, 15.7-15.8,
26-28

(56) **References Cited**

U.S. PATENT DOCUMENTS

- D. 14,967 * 4/1884 Huestis D11/35
- D. 115,300 * 6/1939 Reich D11/35
- D. 156,952 * 1/1950 Gil et al. D11/26
- D. 182,205 * 2/1958 Schreiber D11/35

- D. 224,555 * 8/1972 Willner D11/26
- D. 241,062 * 8/1976 Poulin D11/26
- D. 267,706 * 1/1983 Shapiro D11/34
- D. 298,422 * 11/1988 Messa D11/34
- D. 334,001 * 3/1993 Muse D11/30
- D. 427,538 * 7/2000 Kern D11/26

* cited by examiner

Primary Examiner—Cathy Anne MacCormac

(74) *Attorney, Agent, or Firm*—Marguerite Del Valle

(57) **CLAIM**

I claim the ornamental design for the ring, as shown and described.

DESCRIPTION

FIG. 1 is a front perspective view of the new ornamental ring of the present invention.


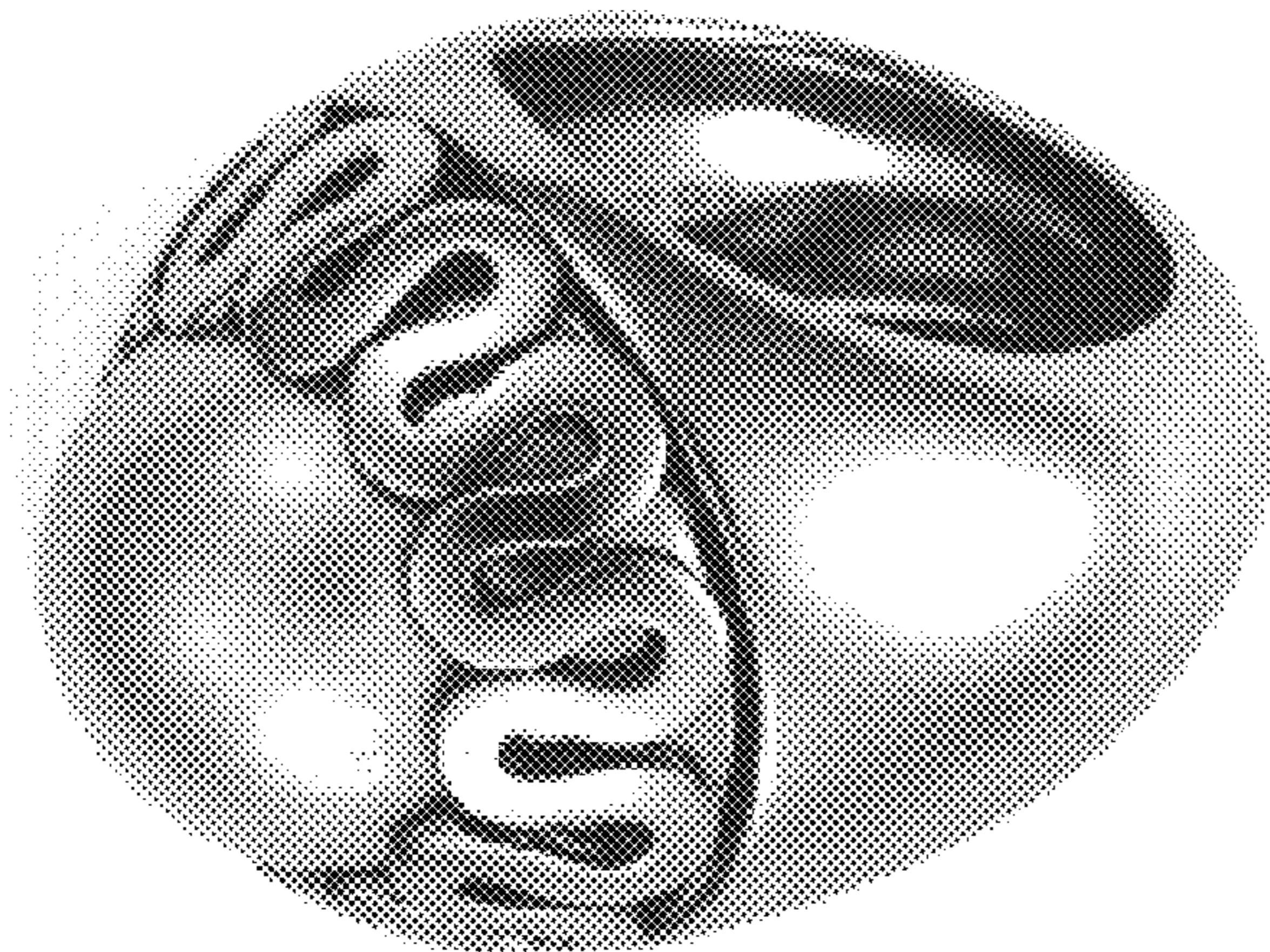
FIG. 2 is a front view thereof.

FIG. 3 is a right side view of which the left side is a mirror image thereof.

FIG. 4 is a back view thereof; and,

FIG. 5 is a top plan view of which the bottom is mirror image thereof.

1 Claim, 3 Drawing Sheets



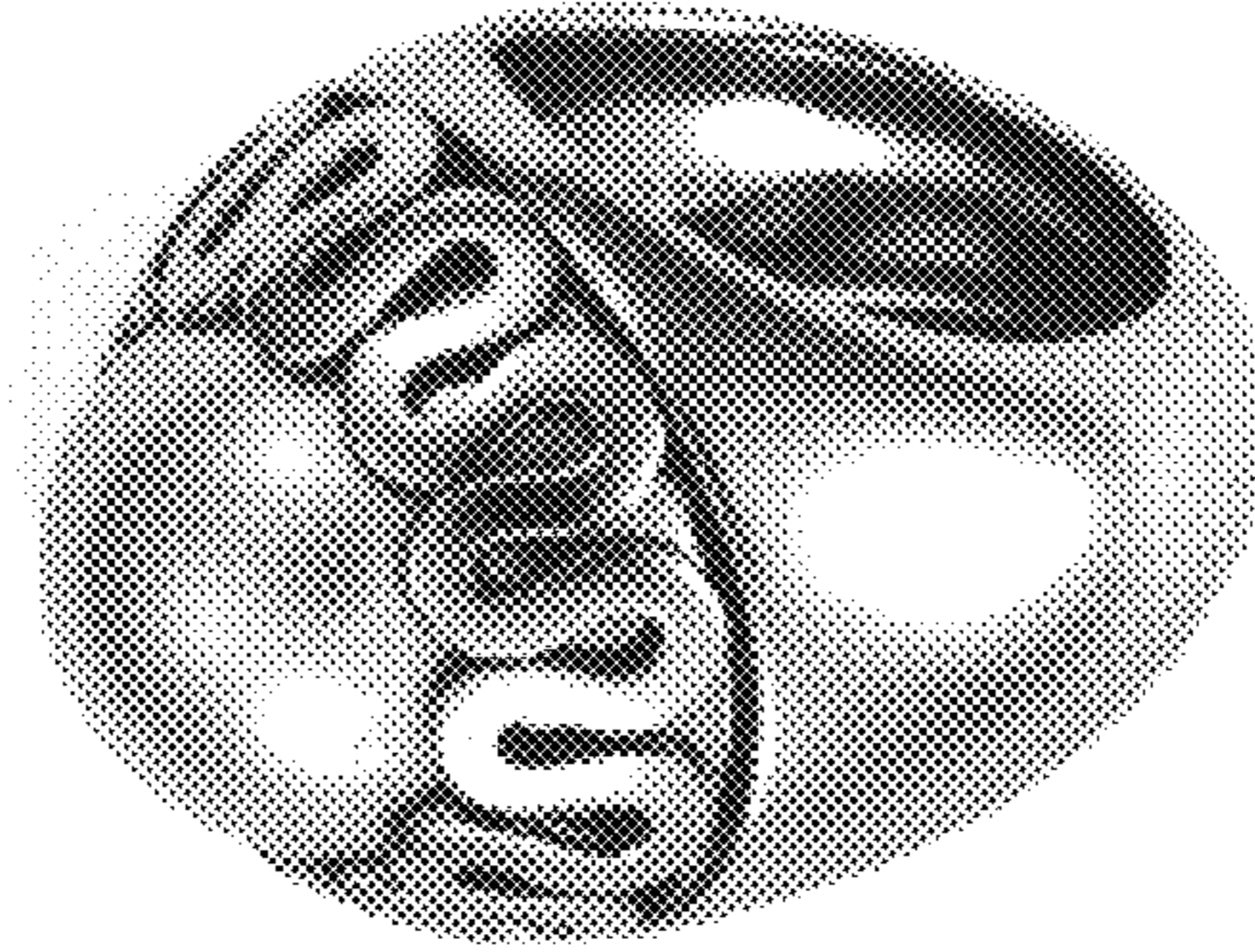


Fig. 1

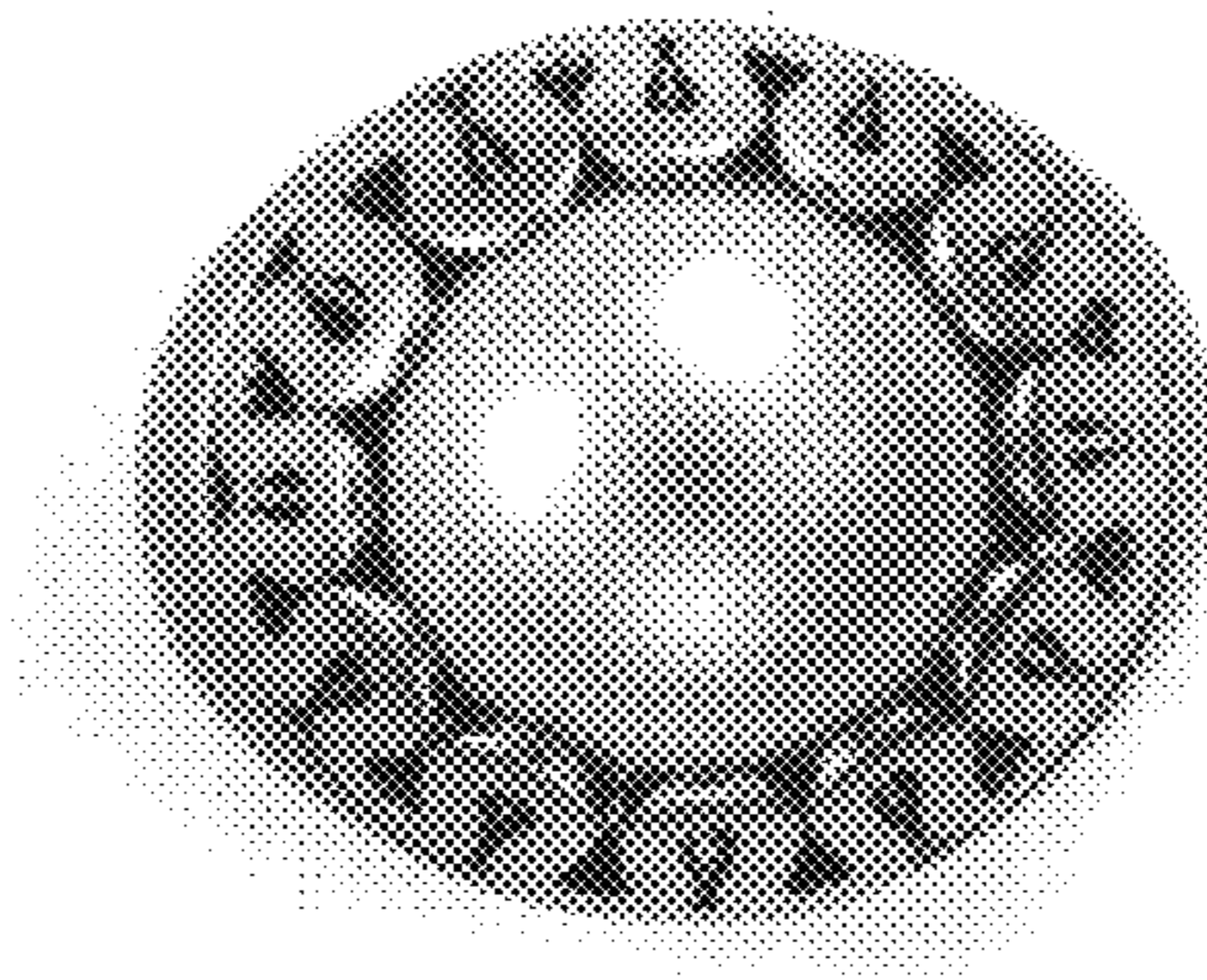


Fig. 2

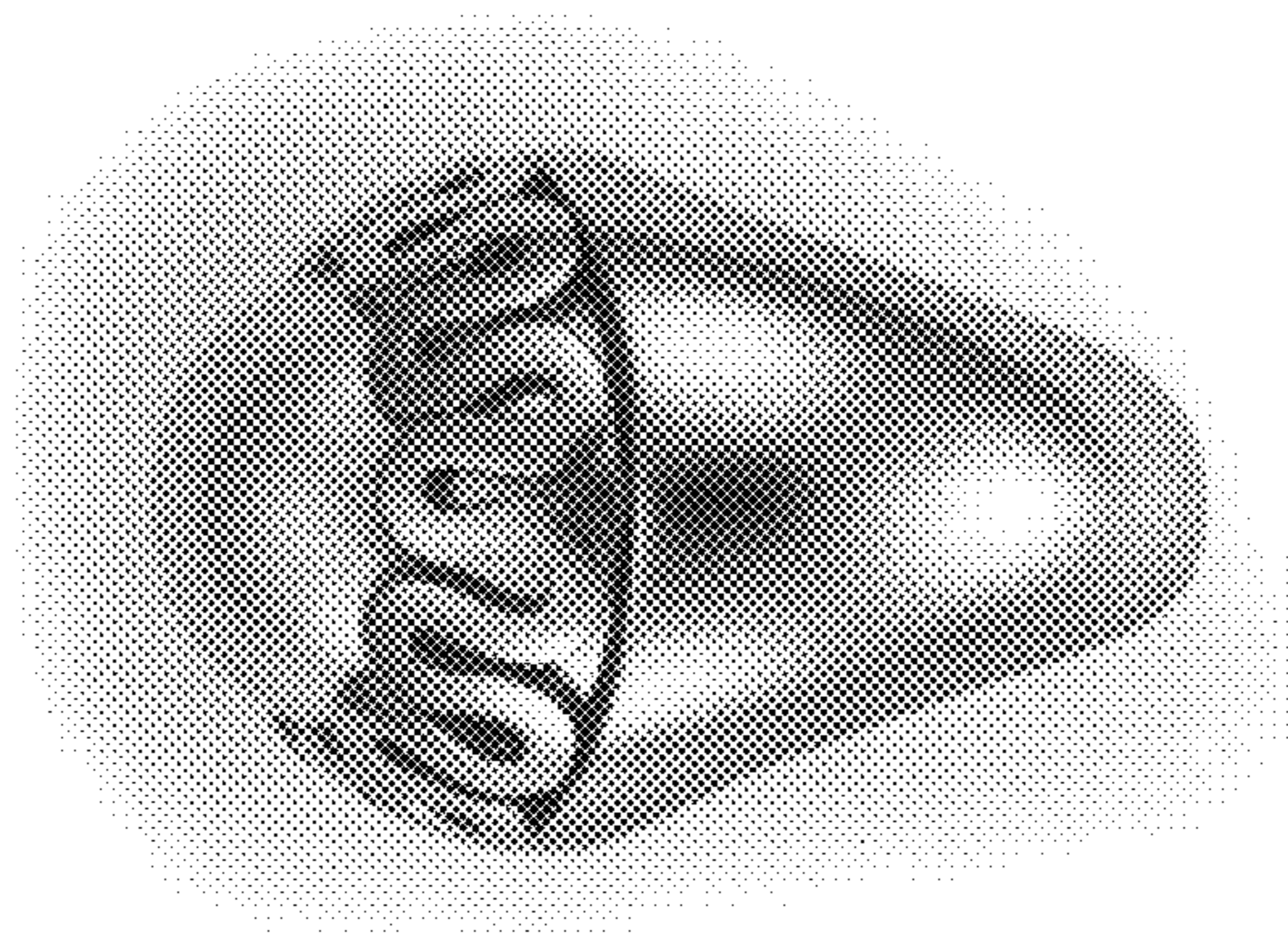


Fig. 3




Fig. 4




Fig. 5