



US00D436867S

(12) **United States Design Patent**  
**Spreitzer et al.**

(10) **Patent No.:** **US D436,867 S**

(45) **Date of Patent:** **\*\* Jan. 30, 2001**

(54) **CONTAINER HAVING A RECESSED CAP**

(75) Inventors: **Edward Spreitzer**, Cuyahoga Falls, OH (US); **Rodney T. E. Dixon, I**, Oak Brook Terrace, IL (US)

(73) Assignee: **Lacrad International Corporation**, Oak Brook Terrace, IL (US)

(\*\*) Term: **14 Years**

(21) Appl. No.: **29/123,122**

(22) Filed: **May 11, 2000**

(51) **LOC (7) Cl.** ..... **09-03**

(52) **U.S. Cl.** ..... **D9/503; D9/435; D9/438**

(58) **Field of Search** ..... **D9/500-505, 529, D9/538-539, 520, 550, 552, 557, 559, 435, 438, 448; 220/660, 260, 508, 606; 229/117.16**

(56) **References Cited**

**U.S. PATENT DOCUMENTS**

D. 236,252	*	8/1975	Sette	.....	D9/448
D. 327,428	*	6/1992	Perrotta	.....	D9/435
D. 335,745	*	5/1993	Schilthuizen	.....	D9/520
D. 426,773	*	6/2000	Warner et al.	.....	D9/503
1,646,623	*	10/1927	McConnell	.....	220/254
2,120,487	*	6/1938	Conner	.....	220/761
2,175,130		10/1939	Sabattier	.	
3,889,839	*	6/1975	Simon et al.	.....	220/675
3,971,488		7/1976	McRoskey et al.	.....	215/254
3,985,257		10/1976	Shaffer et al.	.....	220/1 R
4,033,473	*	7/1977	Raley et al.	.....	220/606
4,088,239		5/1978	Uhlig	.....	220/5 R

4,201,306		5/1980	Dubois et al.	.....	220/5 R
4,574,970	*	3/1986	Schwarz	.....	220/713
4,747,486	*	5/1988	Benno	.....	229/117.16
4,784,283	*	11/1988	Cantu	.....	220/269
5,626,228	*	5/1997	Wiemann et al.	.....	220/606

\* cited by examiner

*Primary Examiner*—James Gandy

*Assistant Examiner*—Carol Rademaker

(74) *Attorney, Agent, or Firm*—Dobrusin Darden Thennisch & Lorenz PLLC

(57) **CLAIM**

The ornamental design for a container having a recessed cap, as shown.

**DESCRIPTION**

FIG. 1 shows a perspective view of a container having a recessed cap incorporating our design.

FIG. 2 shows a front view of the container having a recessed cap shown in FIG. 1.

FIG. 3 shows a top view of the container having a recessed cap shown in FIG. 1.

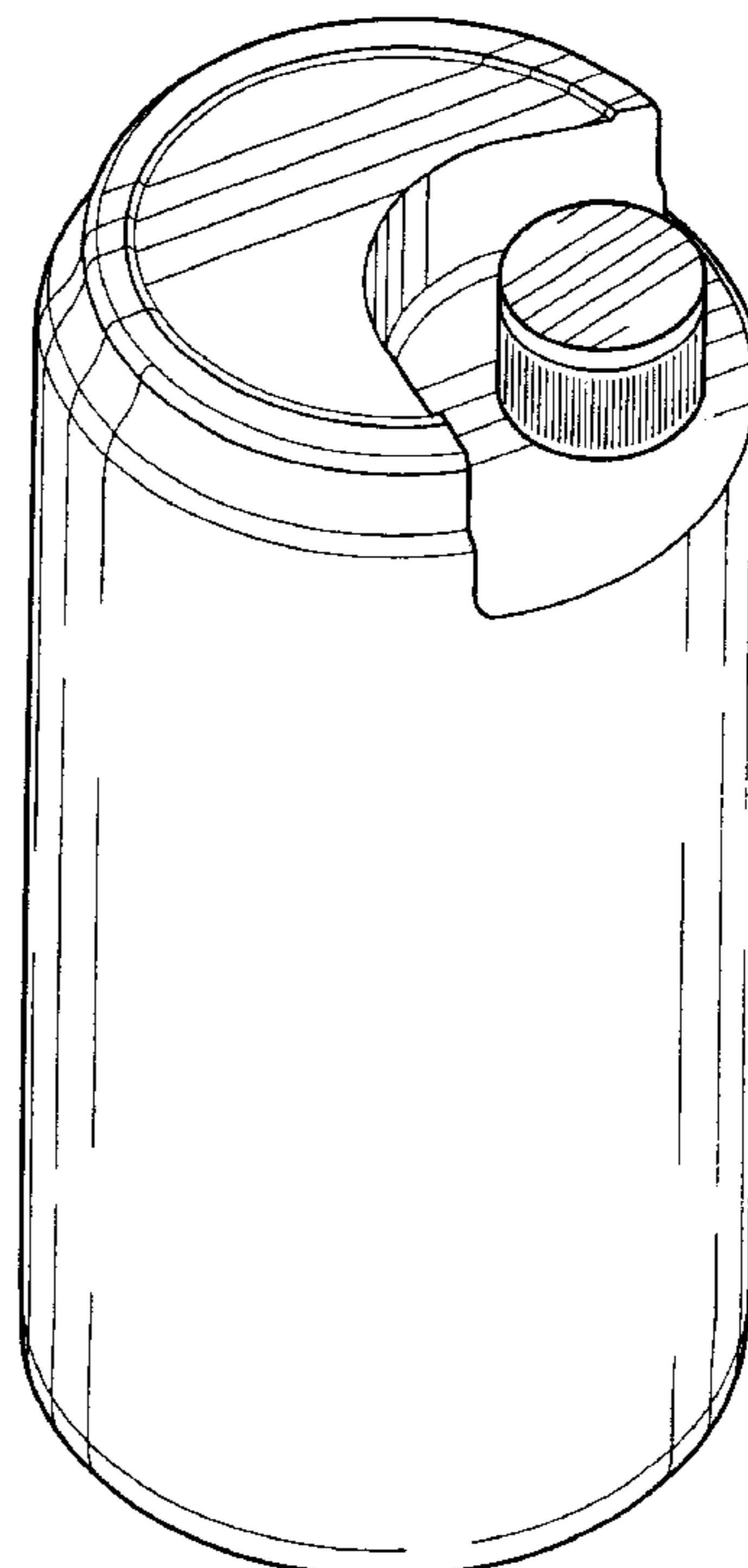
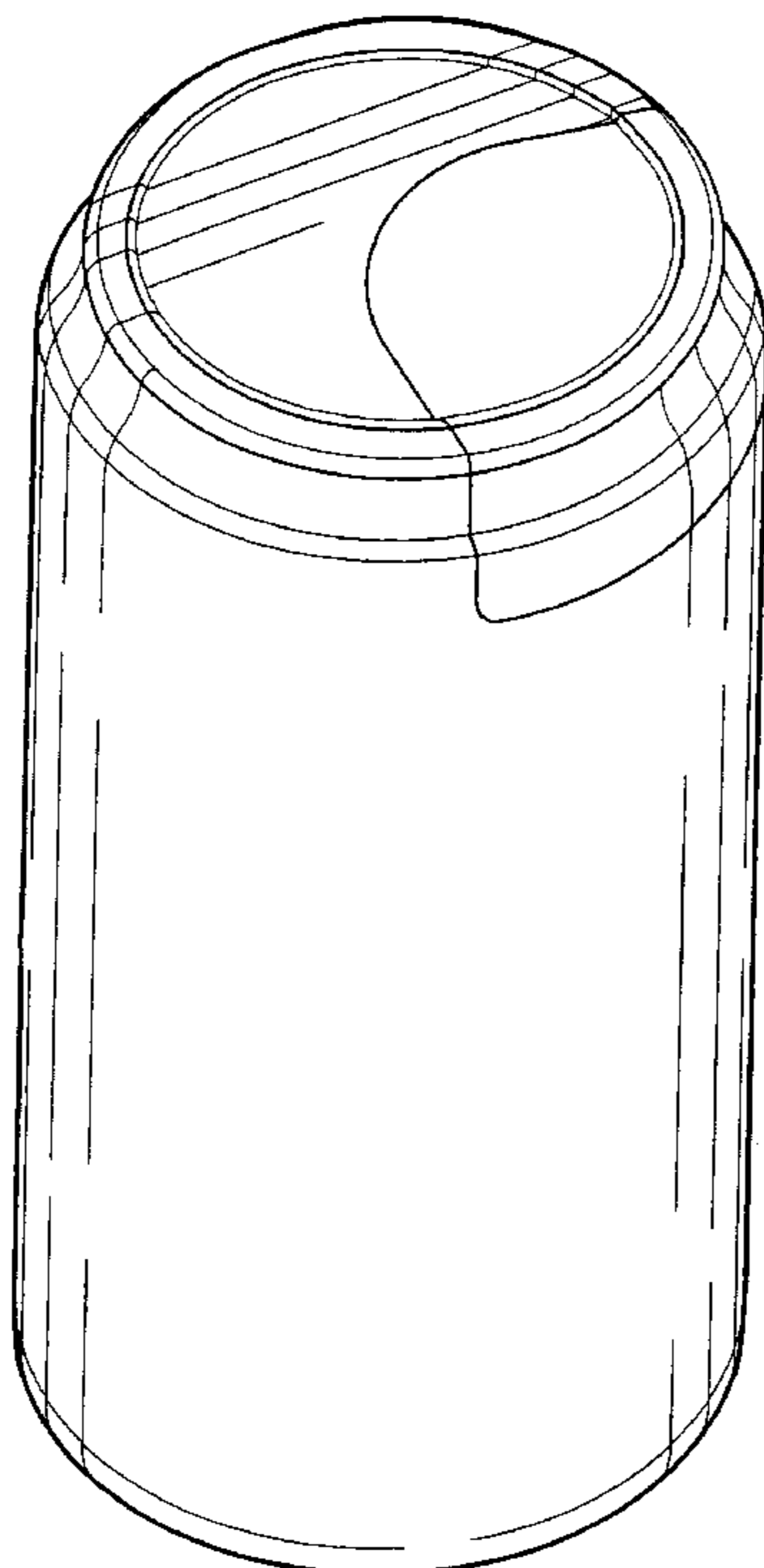
FIG. 4 shows a bottom view of the container having a recessed cap shown in FIG. 1.

FIG. 5 shows a right side view of the container having a recessed cap shown in FIG. 1.

FIG. 6 shows a left side view of the container having a recessed cap shown in FIG. 1; and,

FIG. 7 shows a perspective view of the container having a recessed cap of FIG. 1, with the pull-tab removed and thus exposing the cap.

**1 Claim, 3 Drawing Sheets**






Fig-1




Fig-2

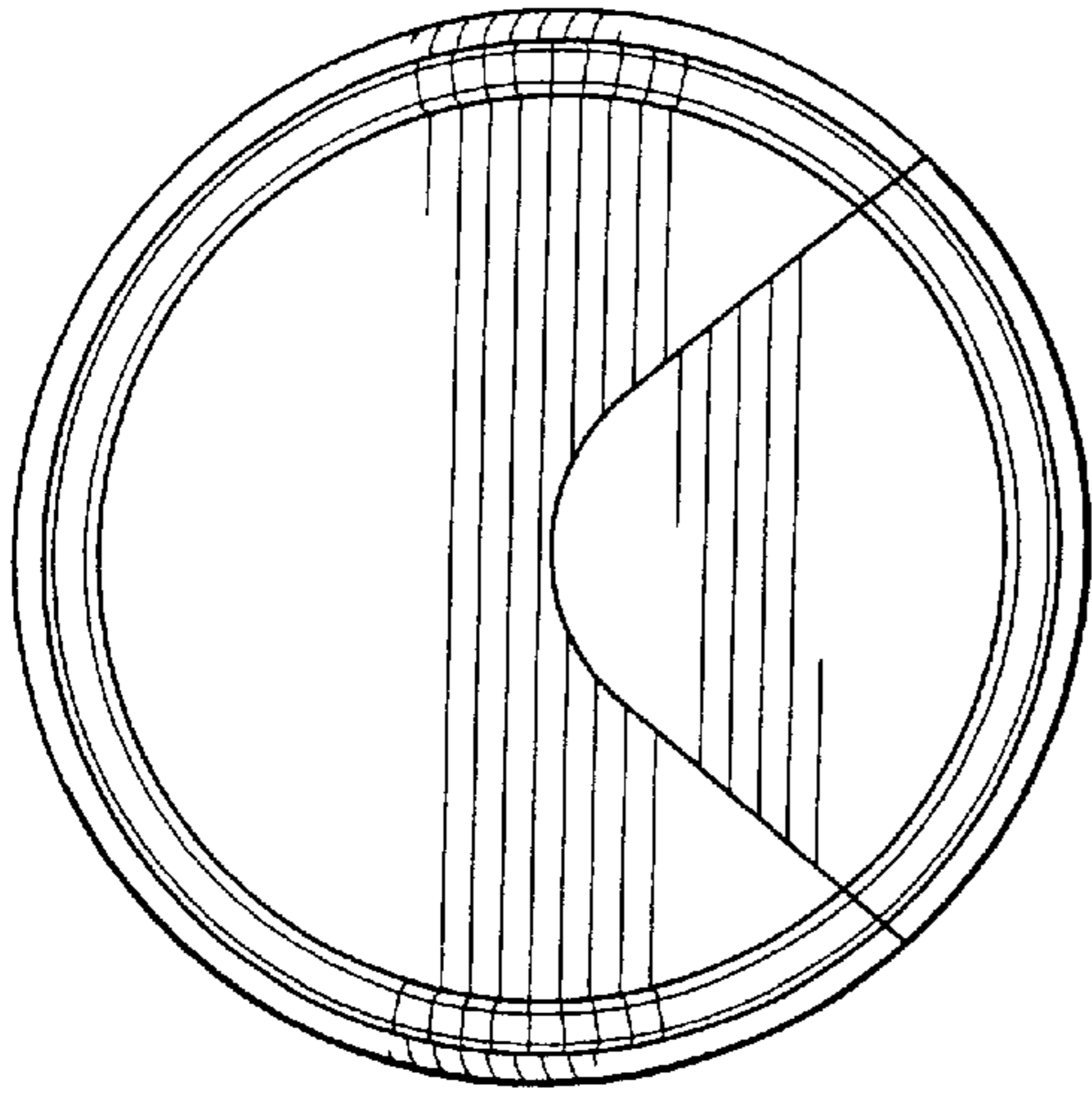


Fig-3

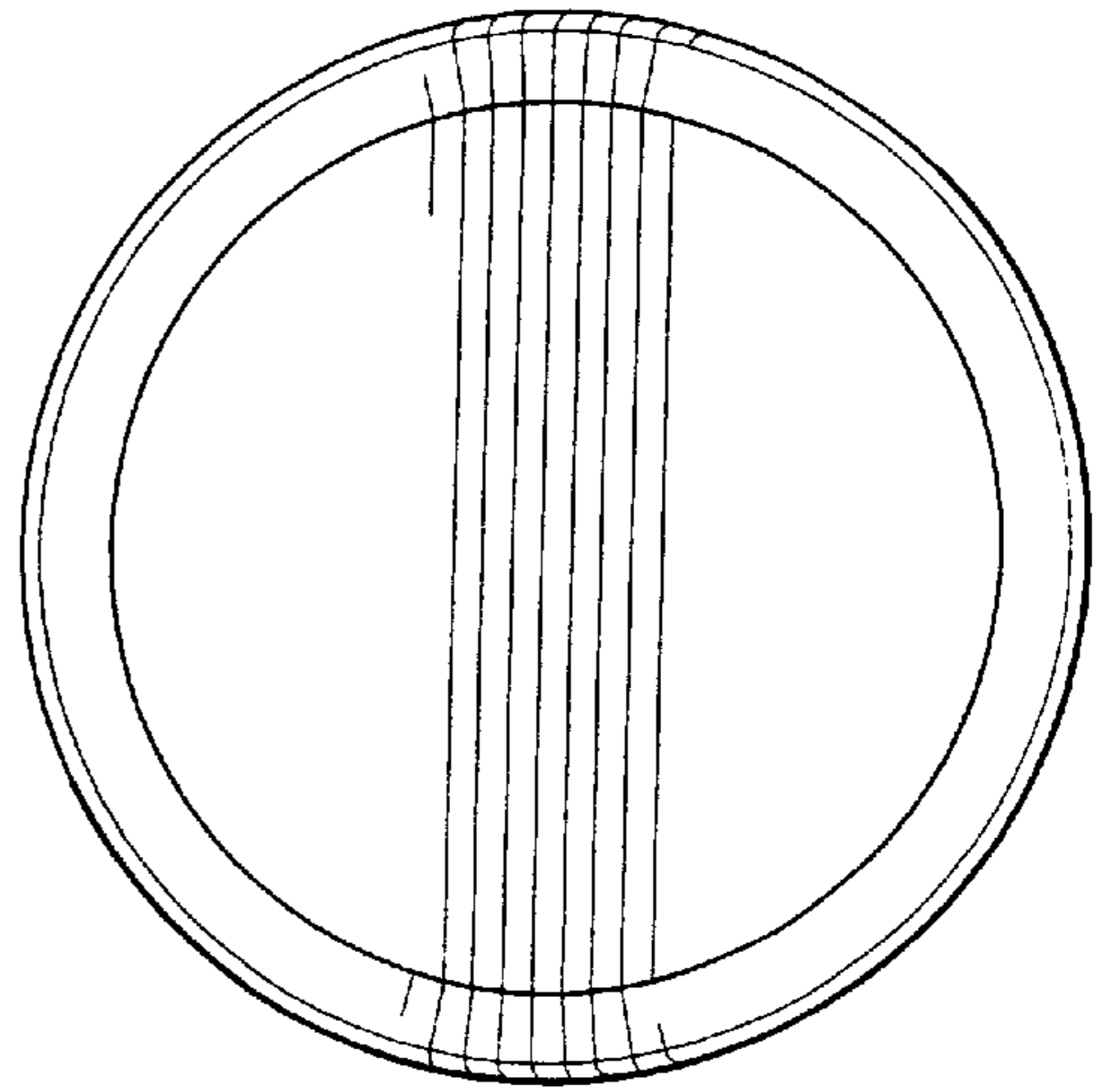


Fig-4




Fig-5




Fig-6

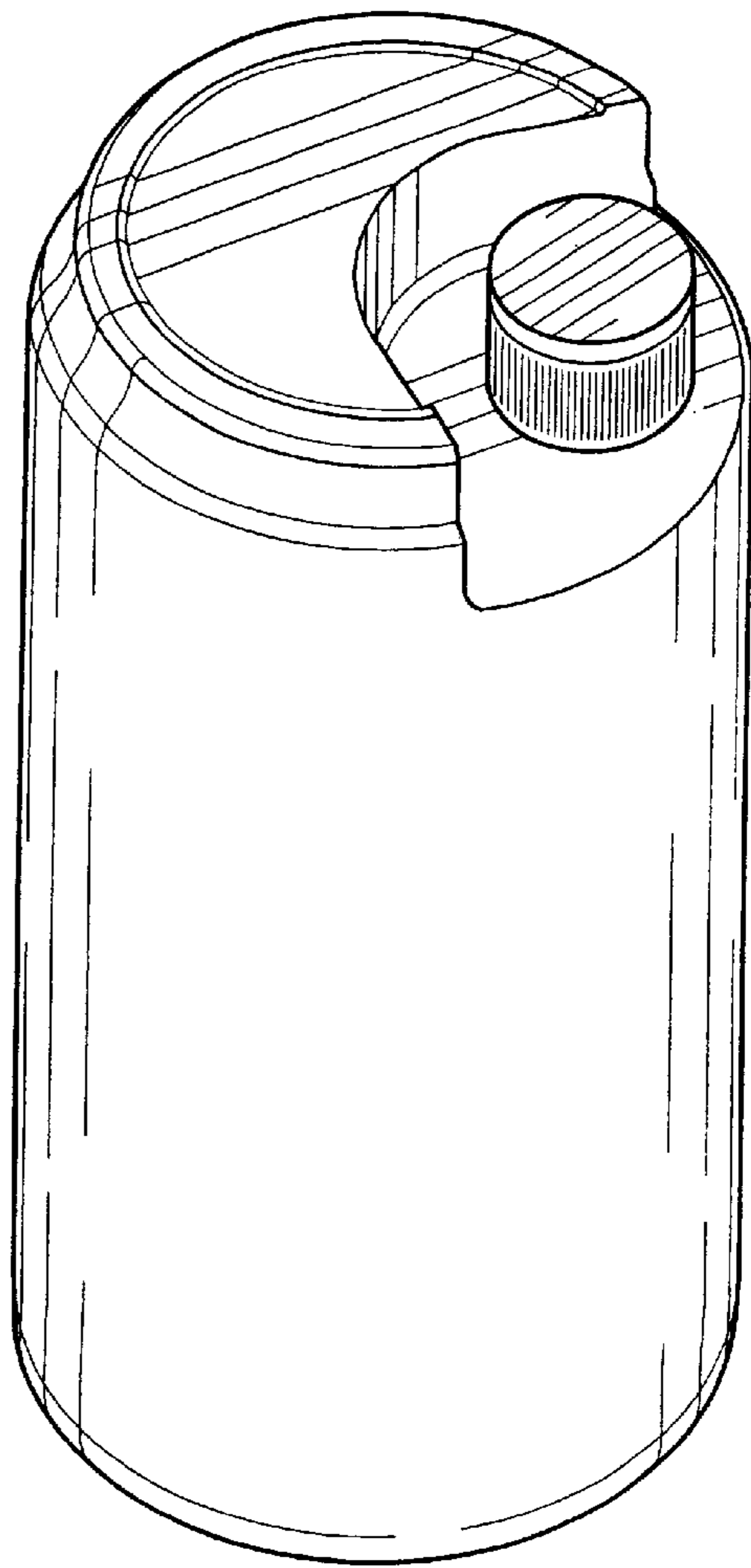


Fig-7