



US00D436866S

(12) **United States Design Patent**
Freeman

(10) **Patent No.:** **US D436,866 S**

(45) **Date of Patent:** **** Jan. 30, 2001**

(54) **CANDLE CONTAINER TOP**

(76) **Inventor:** **Scott H. Freeman**, 3632 Rebel Cir.,
Huntington Beach, CA (US) 92649

(**) **Term:** **14 Years**

3,910,753	10/1975	Lee .	
3,980,117	* 9/1976	Trombley	220/376
4,759,699	7/1988	Rubarth .	
4,989,748	* 2/1991	Parr, Jr. et al.	220/368
5,609,480	3/1997	Boyd .	
5,733,495	* 3/1998	Freeman	264/275

(21) **Appl. No.:** **29/119,354**

(22) **Filed:** **Feb. 28, 2000**

(51) **LOC (7) Cl.** **09-07**

(52) **U.S. Cl.** **D9/452; D9/454**

(58) **Field of Search** D9/307, 424, 428,
D9/434, 435, 445, 447, 451, 454, 499;
D26/6; 26/16; 215/200, 211, 218, 220,
230, 272; 249/121, 187.1, 205, 206; 264/275,
278; 431/291

OTHER PUBLICATIONS

“What is Wax??—Petroleum Wax Manufacturring—Simple Overview”—2 Web pages.

“Candle Making—Waxes”—3 Web pages no date given.

“Making Candles” by Mary Talbot, 3 pages no date given.

“Candle Creations”, By James W. Gick, Jr., Index and Foreword and 3 pages no date given.

“Homespun Floral Candles”, Counry Living Gardener, Nov-Dec. 1996, pp. 92 and 93.

* cited by examiner

(56) **References Cited**

U.S. PATENT DOCUMENTS

D. 57,134	* 2/1921	Jones	D7/445
D. 67,108	4/1925	Steeple .	
D. 76,314	9/1928	Krause .	
D. 76,880	11/1928	Magee .	
D. 103,269	* 2/1937	Reinsberg	D9/434
D. 226,240	1/1973	Twedt .	
D. 288,891	* 3/1987	Saito	D7/391
D. 293,823	1/1988	Fieschi et al. .	
D. 307,713	* 5/1990	Groves	D9/503
D. 424,729	5/2000	Freeman .	
D. 425,636	* 5/2000	Freeman	D26/6
1,915,622	6/1933	Sevcik .	
2,237,423	4/1941	Freeman .	
2,274,823	* 3/1942	Candy	431/291

Primary Examiner—Robert M. Spear

(74) *Attorney, Agent, or Firm*—Stetina Brunda Garred & Brucker

(57) **CLAIM**

The ornamental design for a candle container top, as shown and described.

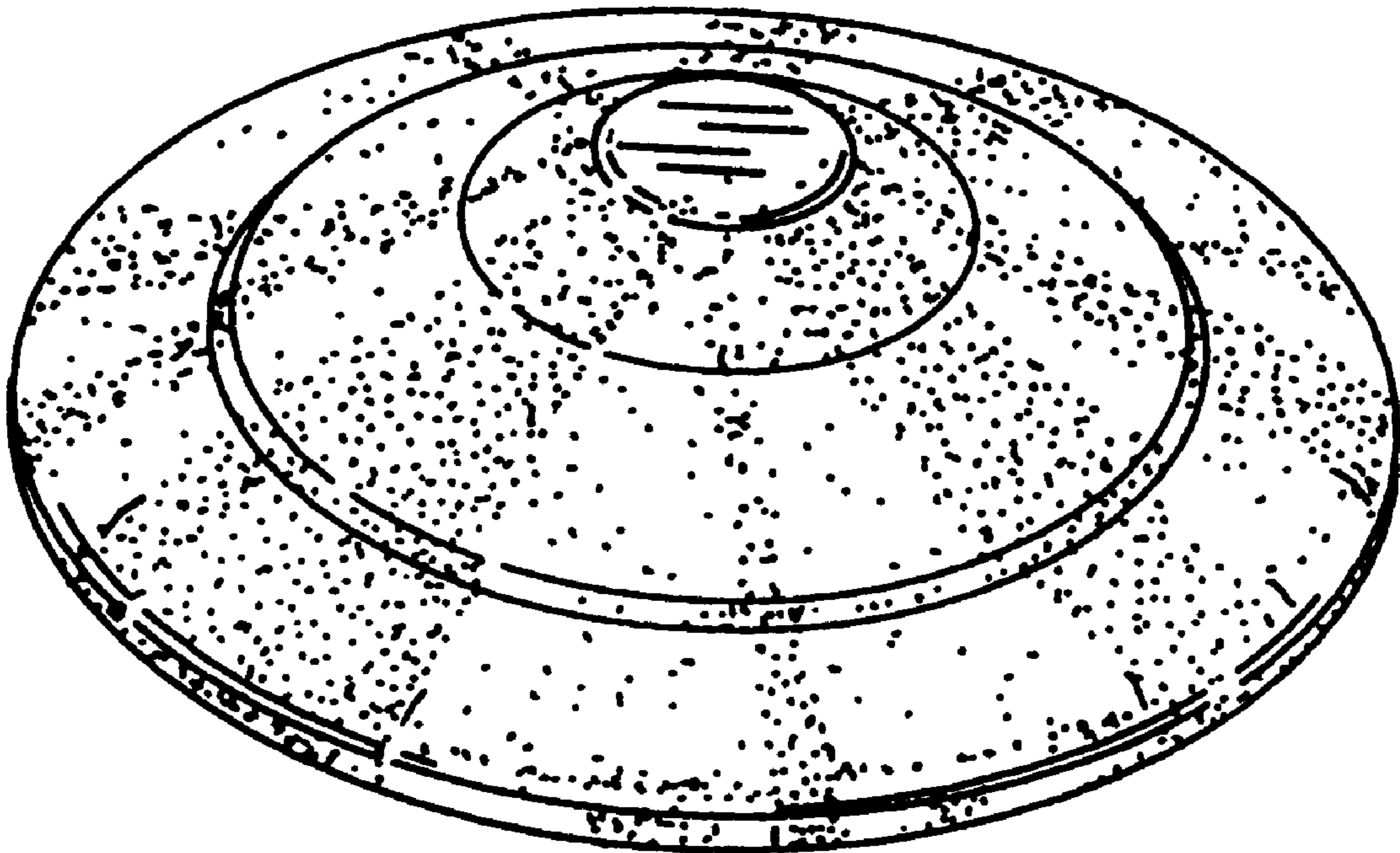
DESCRIPTION

FIG. 1 is a top perspective view of the candle container top of the present invention showing my new design;

FIG. 2 is a side elevational view thereof; and,

FIG. 3 is a top plan view thereof.

1 Claim, 1 Drawing Sheet



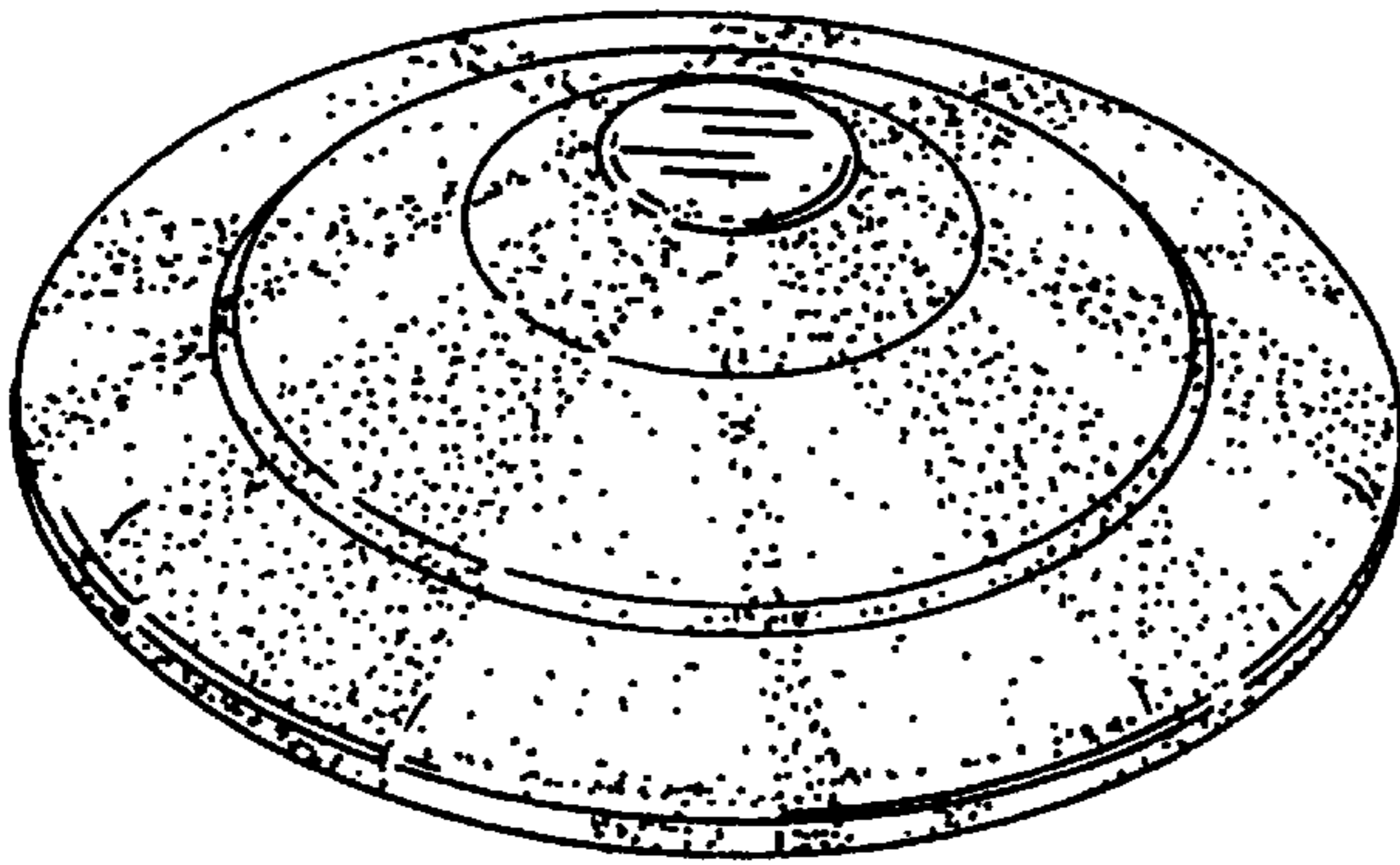


Fig. 1

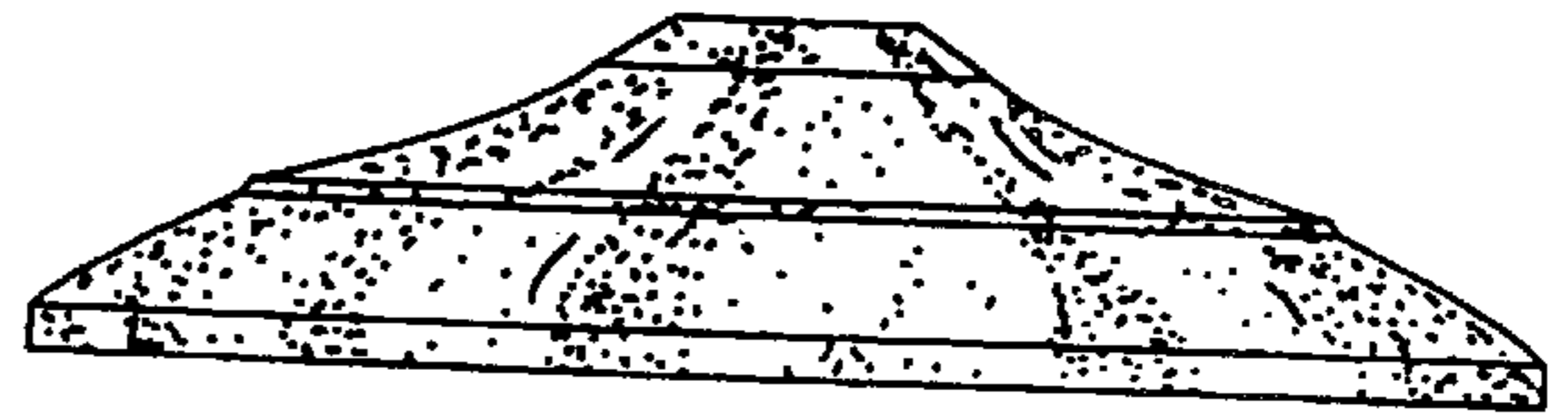


Fig. 2

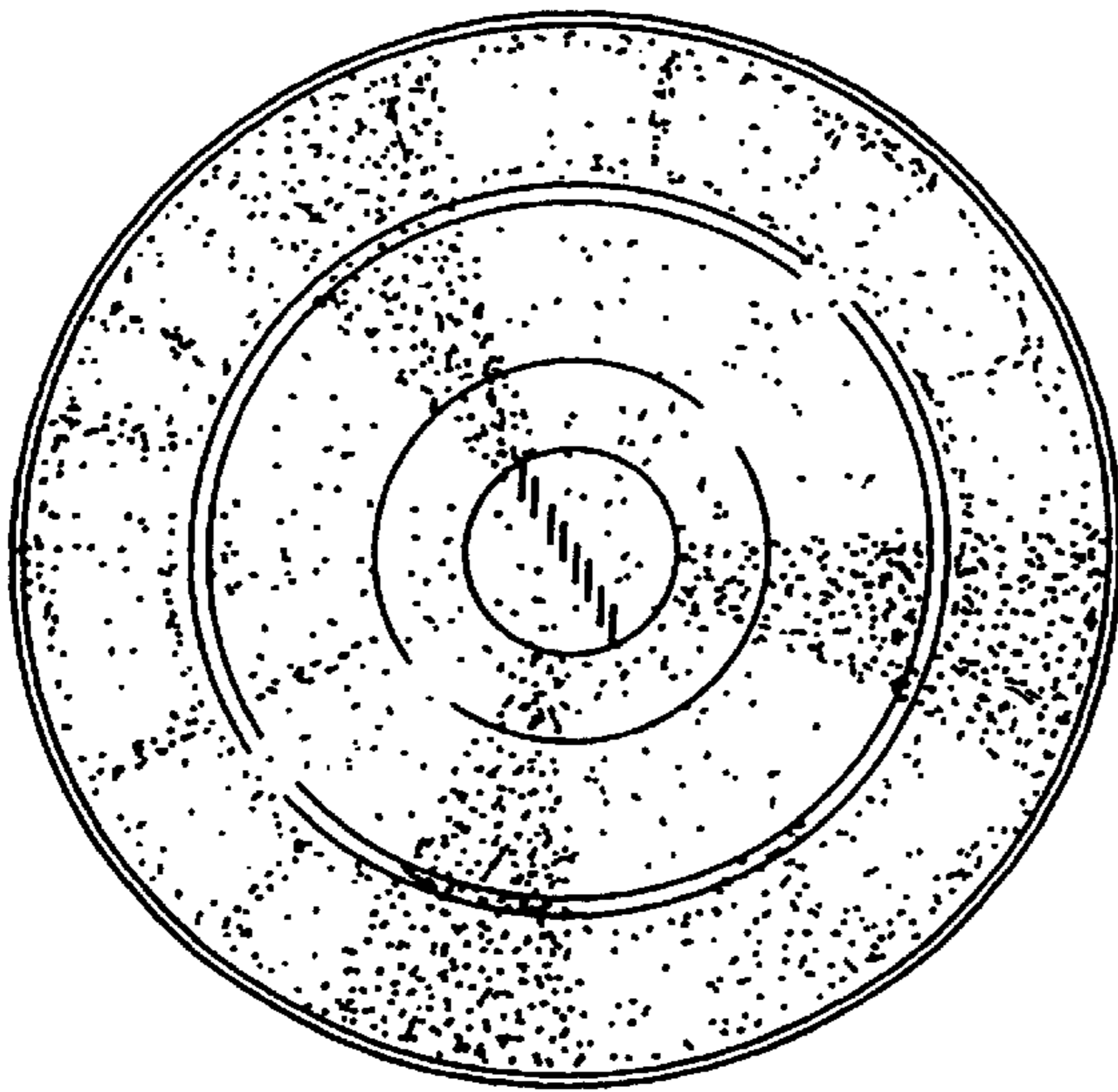


Fig. 3