



US00D436864S

(12) **United States Design Patent**  
**Slater**

(10) **Patent No.:** **US D436,864 S**

(45) **Date of Patent:** **\*\* Jan. 30, 2001**

(54) **CAP FOR A CONTAINER**

(75) **Inventor:** **Tania Slater**, Birmingham (GB)

(73) **Assignee:** **Midland Cosmetic Sales, PLC**,  
Birmingham (GB)

(\*\*) **Term:** **14 Years**

(21) **Appl. No.:** **29/106,320**

(22) **Filed:** **Jun. 10, 1999**

(51) **LOC (7) Cl.** ..... **01-00**

(52) **U.S. Cl.** ..... **D9/451; D9/443; D23/250**

(58) **Field of Search** ..... **D9/435, 451, 307;**  
**D23/250, 253; 4/696; 16/121, DIG. 30;**  
**137/359, 613**

(56) **References Cited**

**U.S. PATENT DOCUMENTS**

- D. 50,377 \* 2/1917 Ehrlich ..... D23/250 X
- D. 318,714 \* 7/1991 Spangler ..... D23/250
- D. 321,630 \* 11/1991 Hollinger ..... D23/250

- D. 327,531 \* 6/1992 Ko ..... D23/250
- D. 388,864 \* 1/1998 Fabian ..... D23/250
- 3,847,181 \* 11/1974 Schweiber ..... 137/613
- 5,673,724 \* 10/1997 Abel ..... 137/359

\* cited by examiner

*Primary Examiner*—Cathron B. Matta

(74) *Attorney, Agent, or Firm*—Charles D. Gunter, Jr.

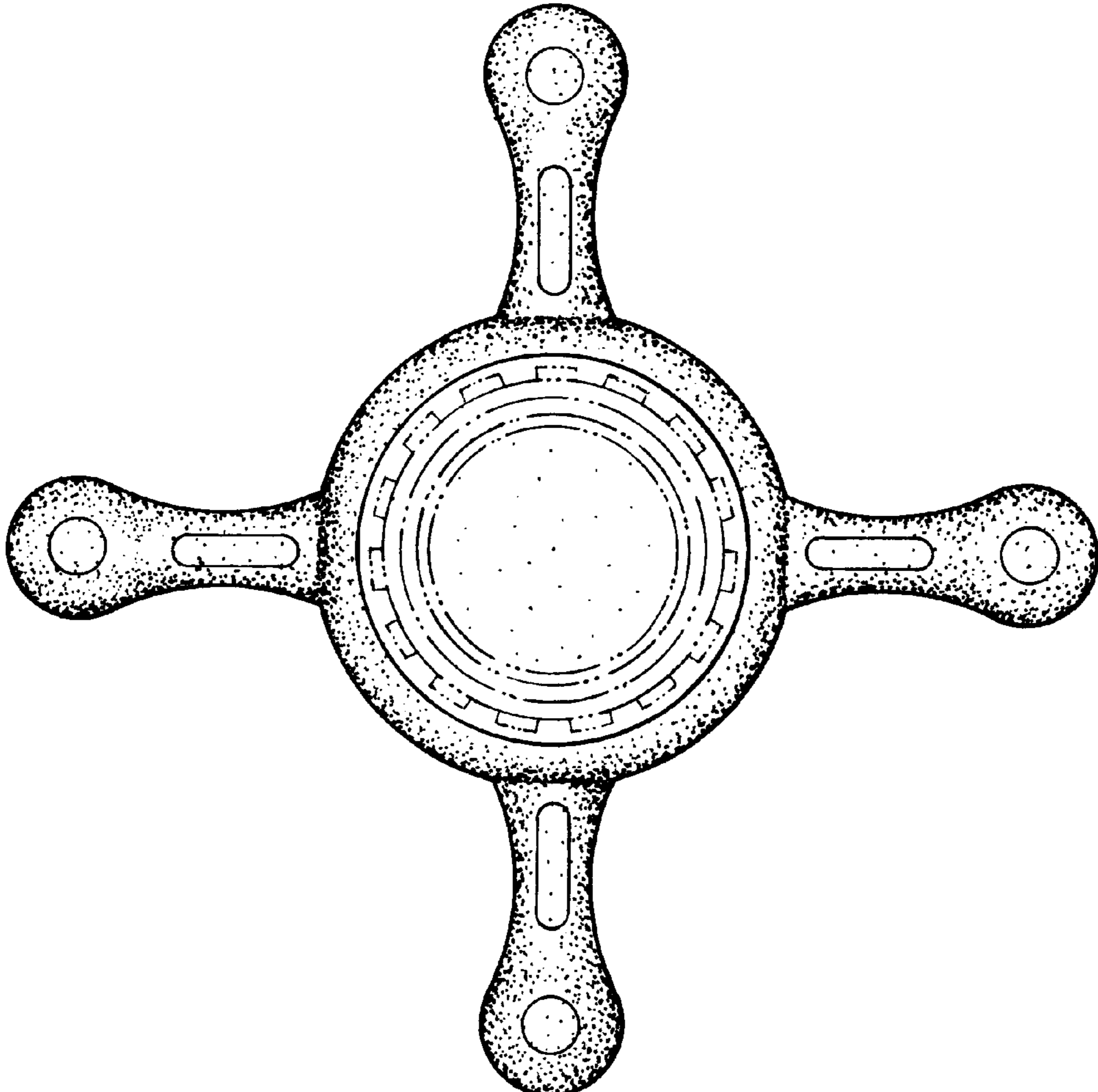
(57) **CLAIM**

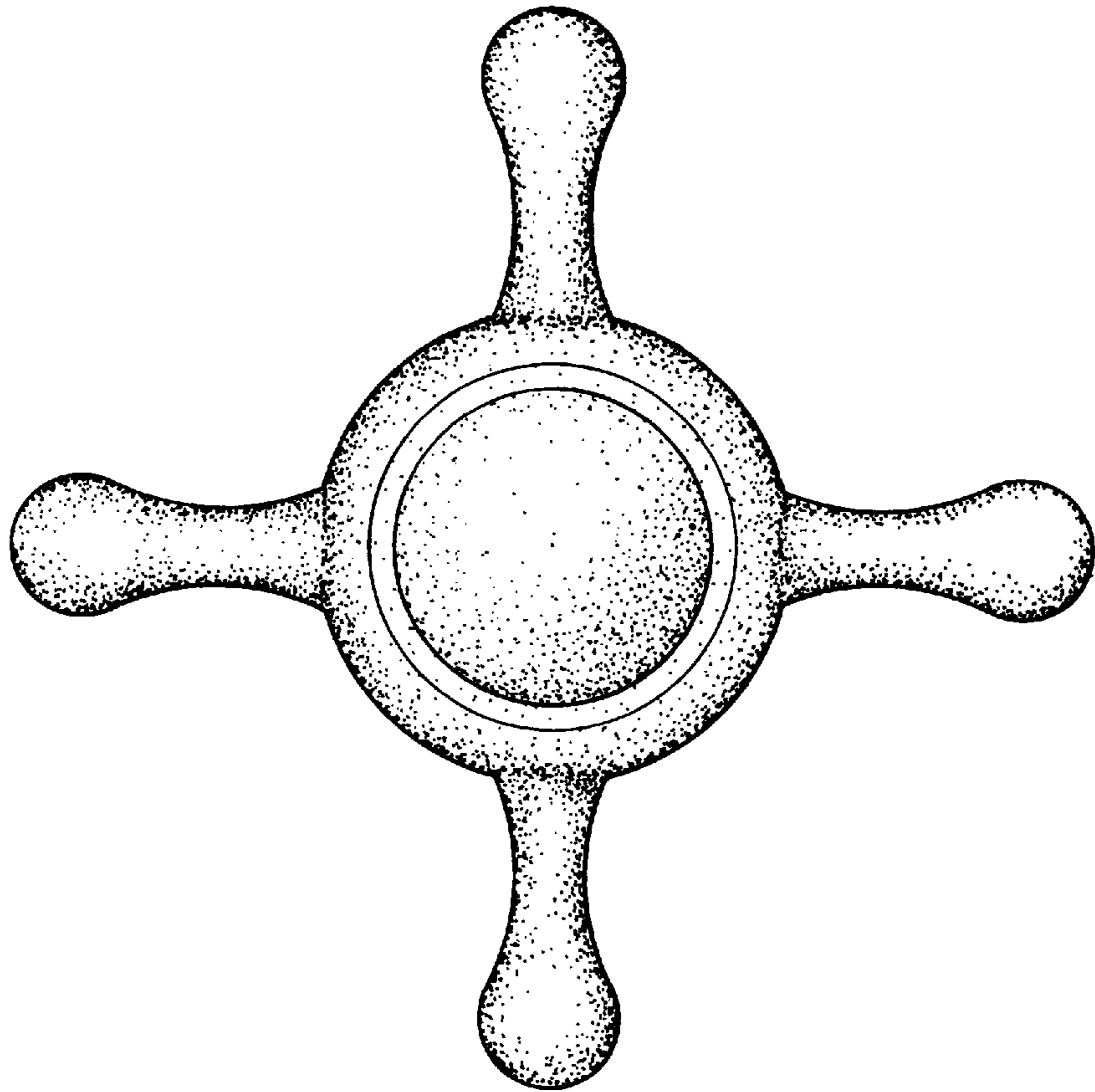
The ornamental design for a cap for a container, as shown and described.

**DESCRIPTION**

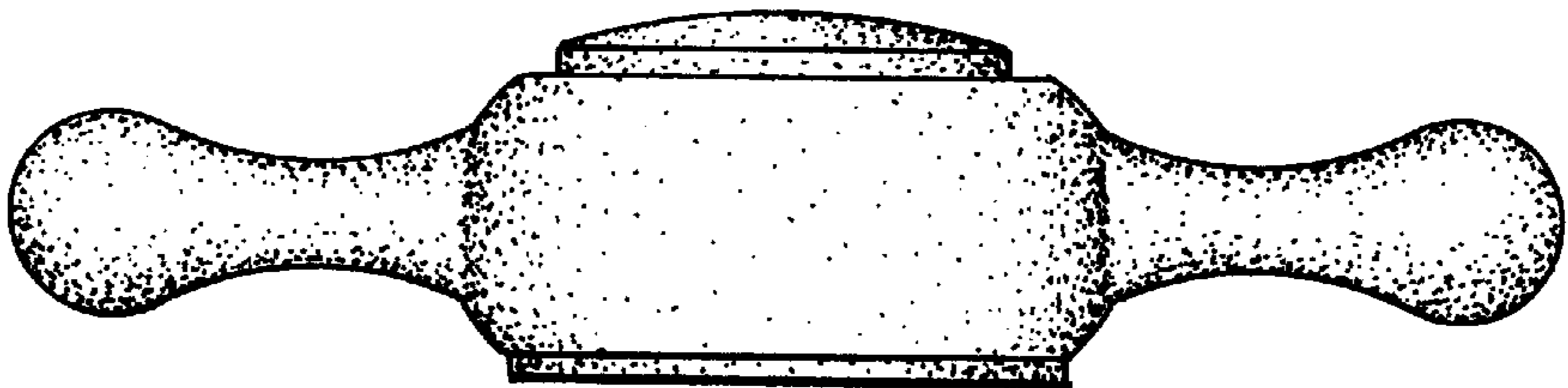
FIG. 1 is a top view of the cap for a container;  
FIG. 2 is a side view of the cap for a container;  
FIG. 3 is a bottom view of the cap for a container; and,  
FIG. 4 is a perspective view of the cap for a container.  
The broken line showing threadings within the cap bottom is for illustrative purposes only and forms no part of the claimed design.

**1 Claim, 2 Drawing Sheets**

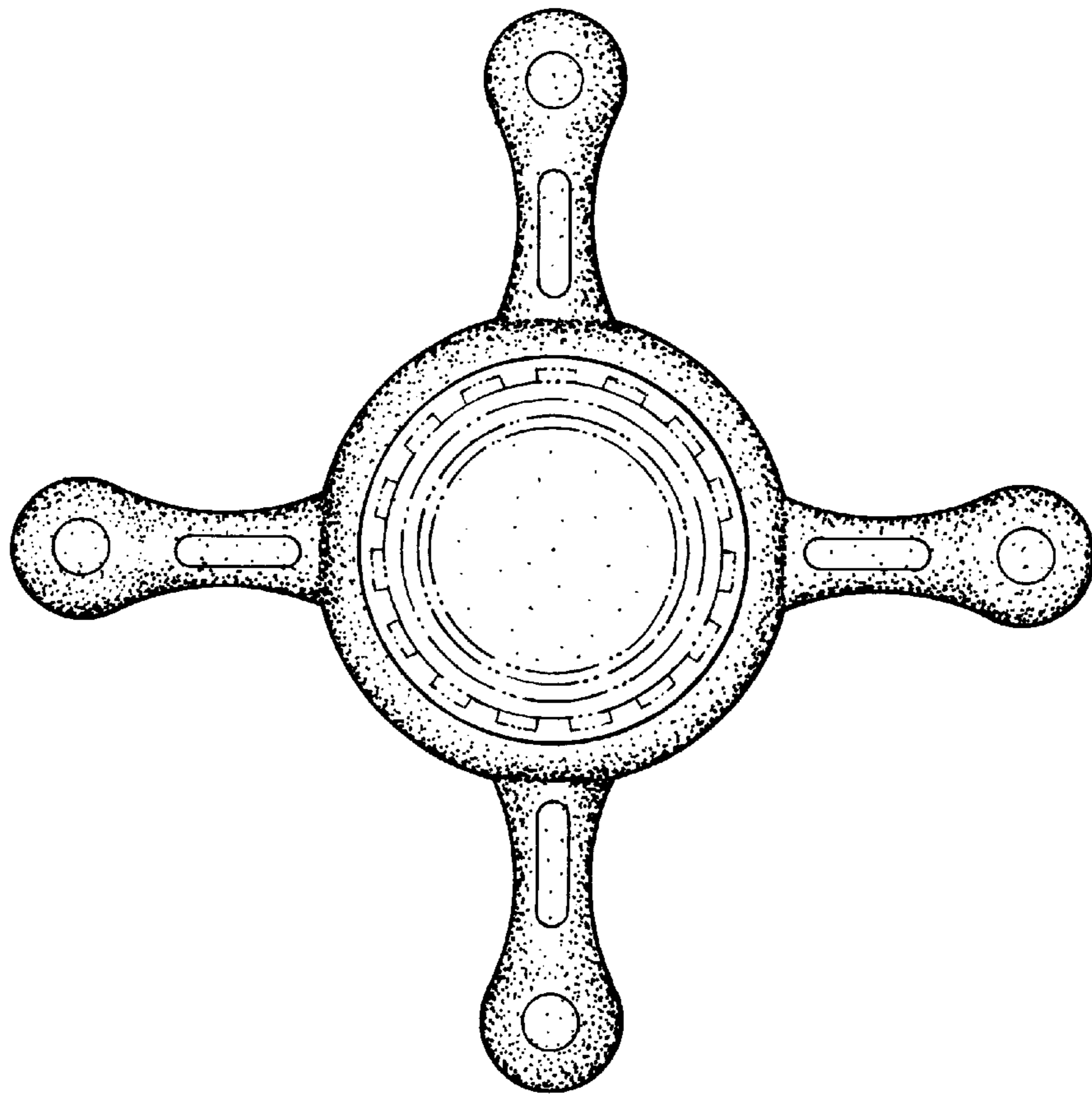




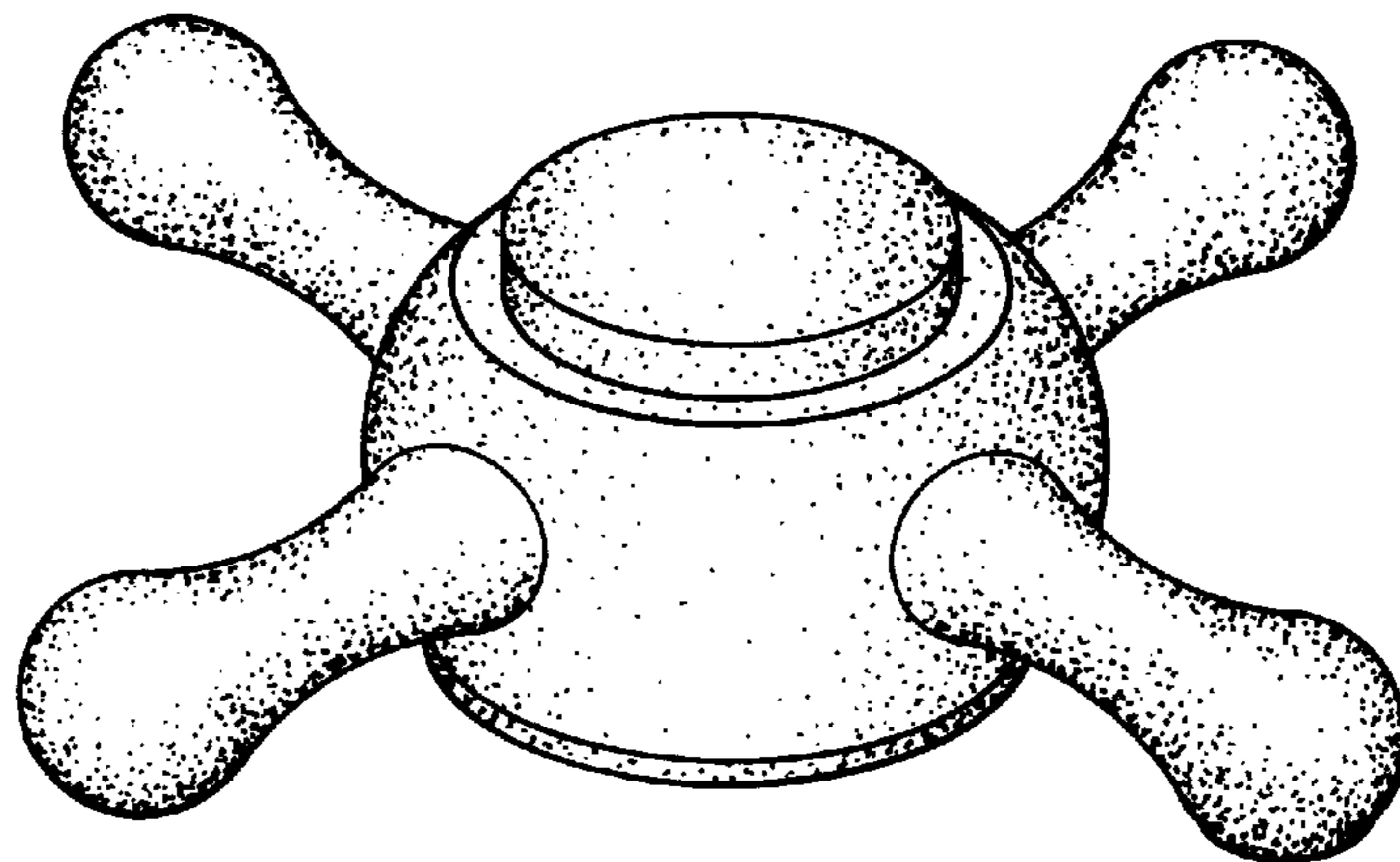
*Fig. 1*



*Fig. 2*



*Fig. 3*



*Fig. 4*