



US00D436863S

(12) **United States Design Patent**  
**Wadsworth et al.**

(10) **Patent No.:** **US D436,863 S**

(45) **Date of Patent:** **\*\* Jan. 30, 2001**

(54) **DISPENSER HEAD**

(75) Inventors: **Ronald Wadsworth**, Cambria;  
**Francois Danielo**, Hacienda Heights,  
both of CA (US)

(73) Assignee: **Calmar Inc.**, City of Industry, CA (US)

(\* ) Notice: This patent is subject to a terminal disclaimer.

(\*\*) Term: **14 Years**

(21) Appl. No.: **29/115,185**

(22) Filed: **Dec. 10, 1999**

**Related U.S. Application Data**

(63) Continuation-in-part of application No. 29/109,997, filed on Aug. 30, 1999.

(51) **LOC (7) Cl.** ..... **09-07**

(52) **U.S. Cl.** ..... **D9/448**

(58) **Field of Search** ..... D9/300, 440, 447,  
D9/448, 449, 450; 222/153.11, 153.12,  
153.13, 153.14, 320, 321.1, 321.2, 321.3,  
321.4, 321.5, 321.6, 321.7, 321.8, 321.9,  
324

(56) **References Cited**

**U.S. PATENT DOCUMENTS**

D. 389,059 \* 1/1998 Mascitelli ..... D9/448

D. 398,529 \* 9/1998 Mascitelli ..... D9/448  
D. 415,427 \* 10/1999 Durliat ..... D9/448  
D. 418,418 \* 1/2000 Wadsworth ..... D9/448  
D. 419,446 \* 1/2000 Durliat ..... D9/448  
D. 424,441 \* 5/2000 Santagiuliana ..... D9/448  
D. 424,938 \* 5/2000 Wise ..... D9/448  
2,804,240 \* 8/1957 Anderson ..... D9/300 X  
5,301,850 \* 4/1994 Gueret ..... 222/494  
5,352,465 \* 10/1994 Gondek et al. .... 426/87  
5,615,806 \* 4/1997 Grothoff ..... 222/153.13

\* cited by examiner

*Primary Examiner*—Robert M. Spear

(74) *Attorney, Agent, or Firm*—Dykema Gossett PLLC

(57) **CLAIM**

The ornamental design for a dispenser head, as shown and described.

**DESCRIPTION**

FIG. 1 is a perspective view of a dispenser head showing our new design;

FIG. 2 is a front elevational view thereof, the rear being a mirror image;

FIG. 3 is a top view thereof;

FIG. 4 is a left side elevational view thereof;

FIG. 5 is a right side elevational view thereof; and,

FIG. 6 is a view taken along line 6—6 of FIG. 3.

**1 Claim, 1 Drawing Sheet**

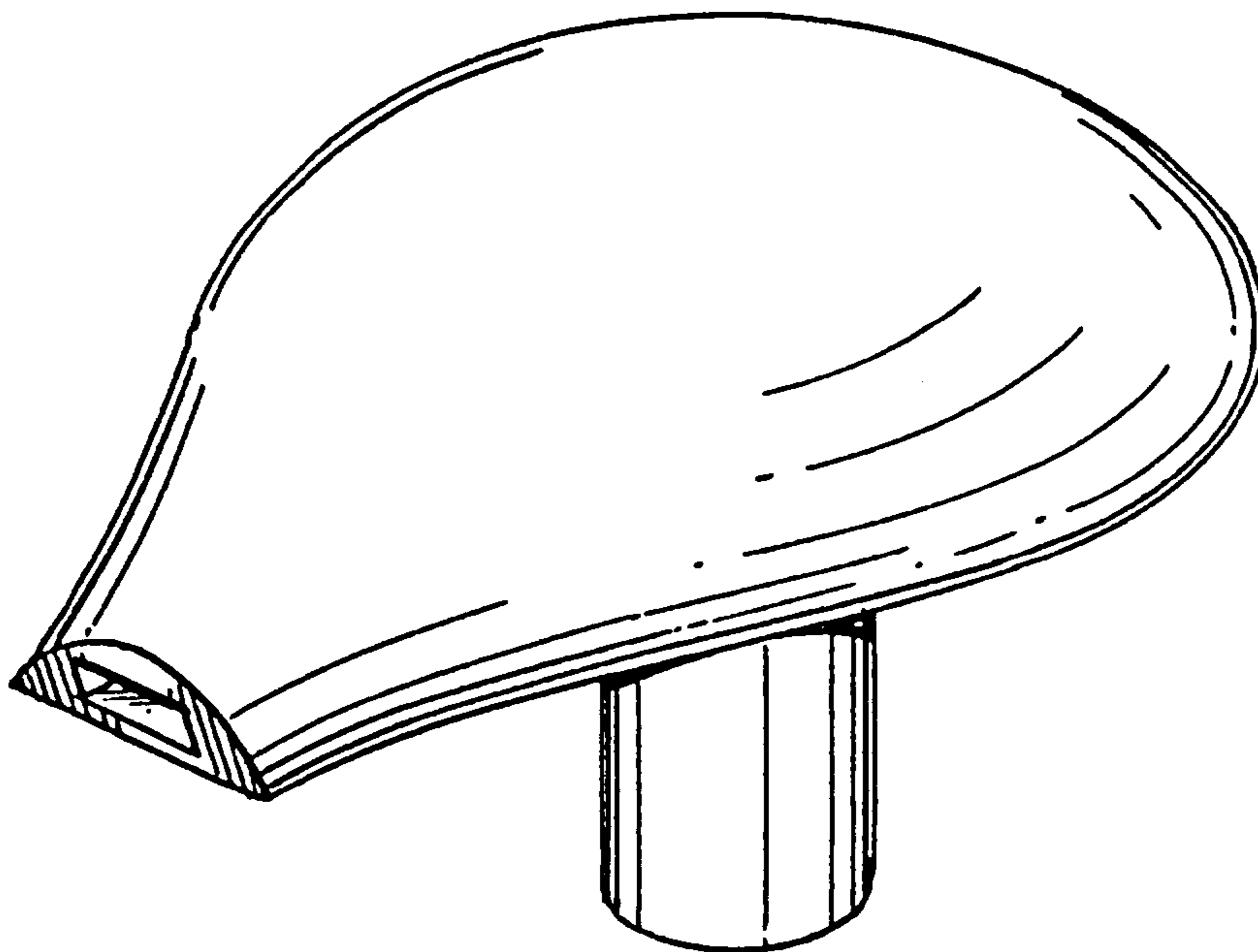


FIG. 1

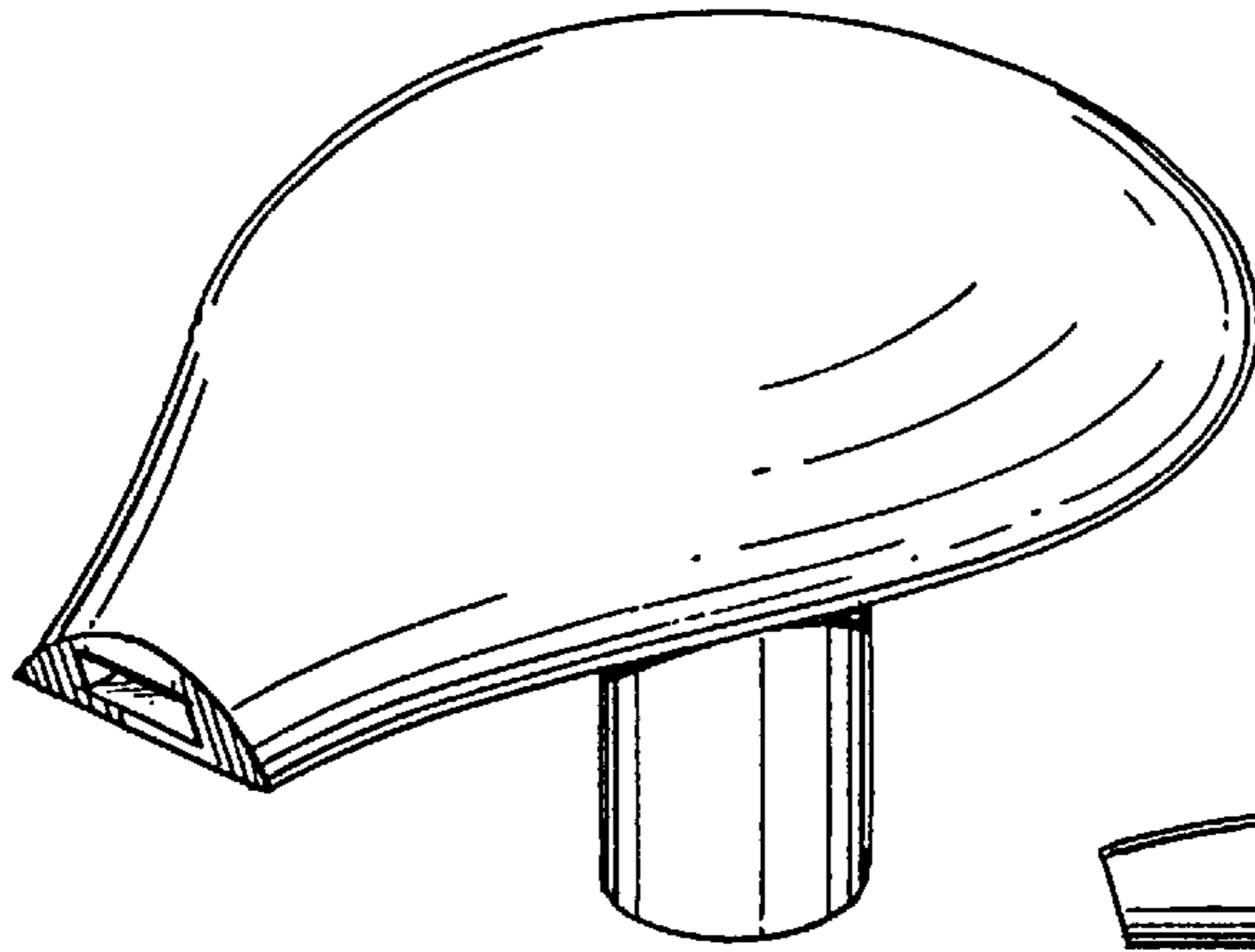


FIG. 6




FIG. 2

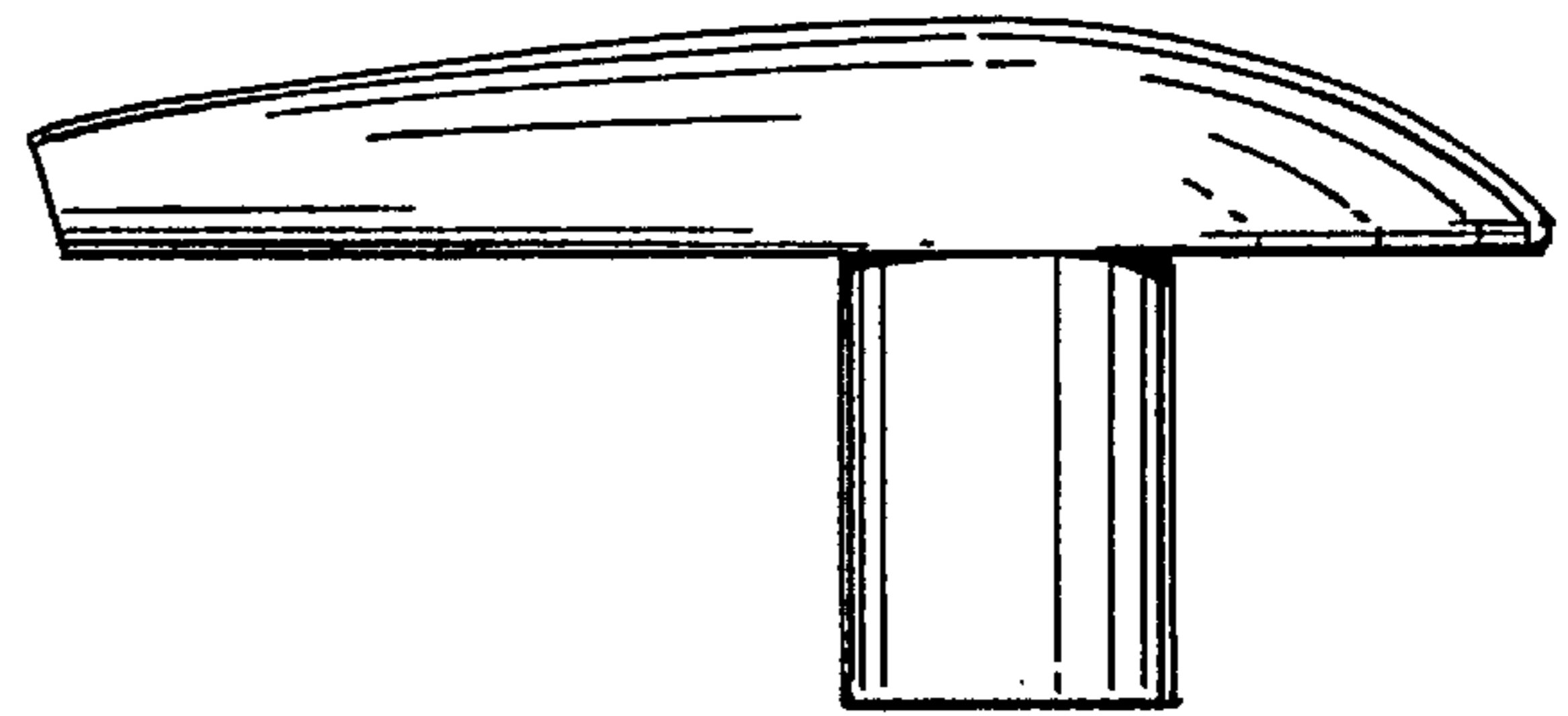


FIG. 3

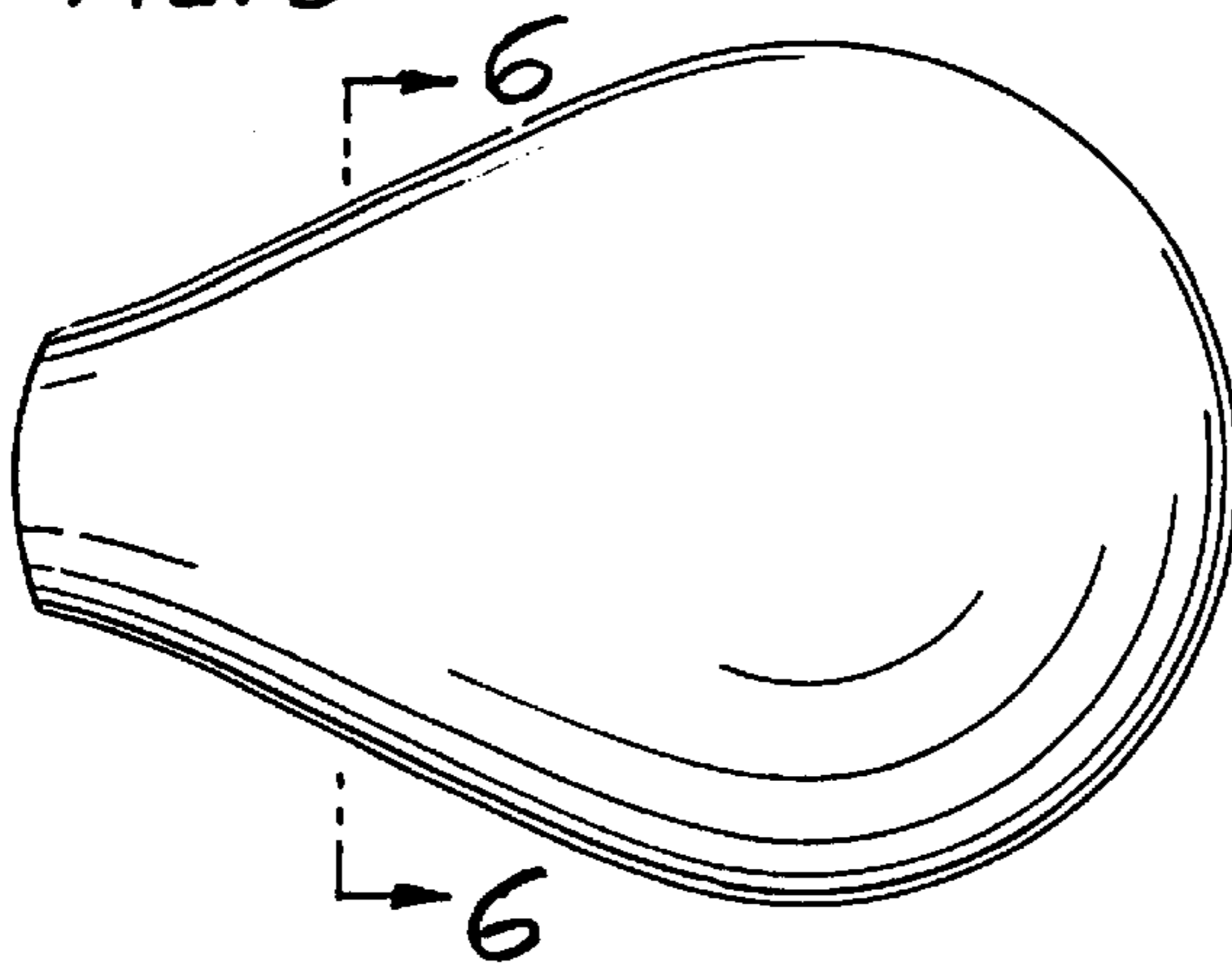


FIG. 4




FIG. 5

