



US00D436857S

(12) **United States Design Patent**
Griffin et al.

(10) **Patent No.:** **US D436,857 S**

(45) **Date of Patent:** **** Jan. 30, 2001**

(54) **SNACK CONTAINER**

5,595,302 * 1/1997 Maydwell et al. 206/541

(76) Inventors: **James A. Griffin**, 9628 Edgewood Ave., Traverse City, MI (US) 49684;
Joe Oberloier, 210 S. Ross, Beaverton, MI (US) 48612

(**) Term: **14 Years**

(21) Appl. No.: **29/112,753**

(22) Filed: **Oct. 22, 1999**

(51) **LOC (7) Cl.** **09-07**

(52) **U.S. Cl.** **D9/415**

(58) **Field of Search** D9/415, 418, 414, D9/424, 425; D7/629, 603, 602; 206/461-471, 495, 806, 541; 220/755, 757, 768, 770, 771, 337, 339, 696, 752; 229/117.12, 117.13, 117.14, 938; 426/120, 106, 112, 801

(56) **References Cited**

U.S. PATENT DOCUMENTS

- D. 281,580 * 12/1985 Stevens D9/415
- D. 344,021 * 2/1994 Martin et al. D9/415
- D. 378,894 * 4/1997 Mello D9/415 X
- D. 380,964 * 7/1997 Miller et al. D9/415
- 1,784,937 * 12/1930 Kreslawsky 206/461
- 3,845,897 * 11/1974 Buttery et al. 229/117
- 4,216,862 * 8/1980 Daenen 220/771
- 4,632,242 * 12/1986 Choi et al. 206/461 X
- 4,735,313 * 4/1988 Achenberg 220/771
- 5,427,265 * 6/1995 Cautereels et al. 206/541

OTHER PUBLICATIONS

Hand drawn concept given to applicants on Feb. 19, 1998 by Mike Burquette of Fleet Packaging.

Initial design dated Mar. 19, 1998 which was approved by Kellogg's as indicated in Purchase Order HQ-49711 dated Apr. 14, 1998.

Modern Packaging Catalog, p. 300, Jan. 1941.*

Techform Inc Jan. 1941.*

* cited by examiner

Primary Examiner—Prabhakar Deshmukh

(74) *Attorney, Agent, or Firm*—Pillsbury Madison & Sutro, LLP; W. Patrick Bengtsson; Nan Wu

(57) **CLAIM**

The ornamental design for a snack container, as shown and described.

DESCRIPTION

FIG. 1 is a top, left, front and side perspective view of a snack container showing our new design;

FIG. 2 is a front plain view thereof;


FIG. 3 is a rear plain view thereof;

FIG. 4 is a left side view thereof, the right side of which is a mirror to the left side view;

FIG. 5 is a top plain view thereof; and,

FIG. 6 is a bottom plain view thereof.

1 Claim, 4 Drawing Sheets



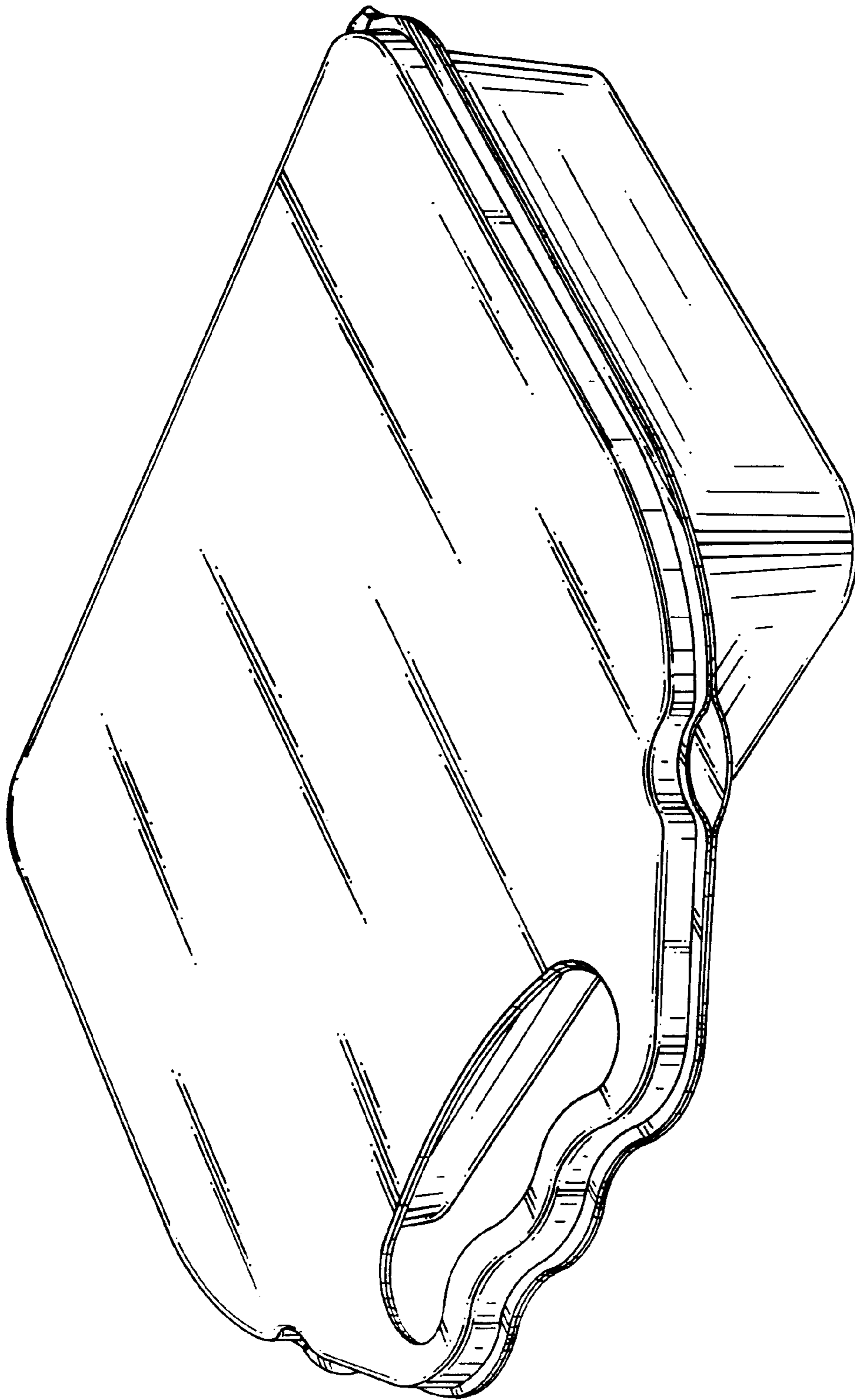


FIG. 1

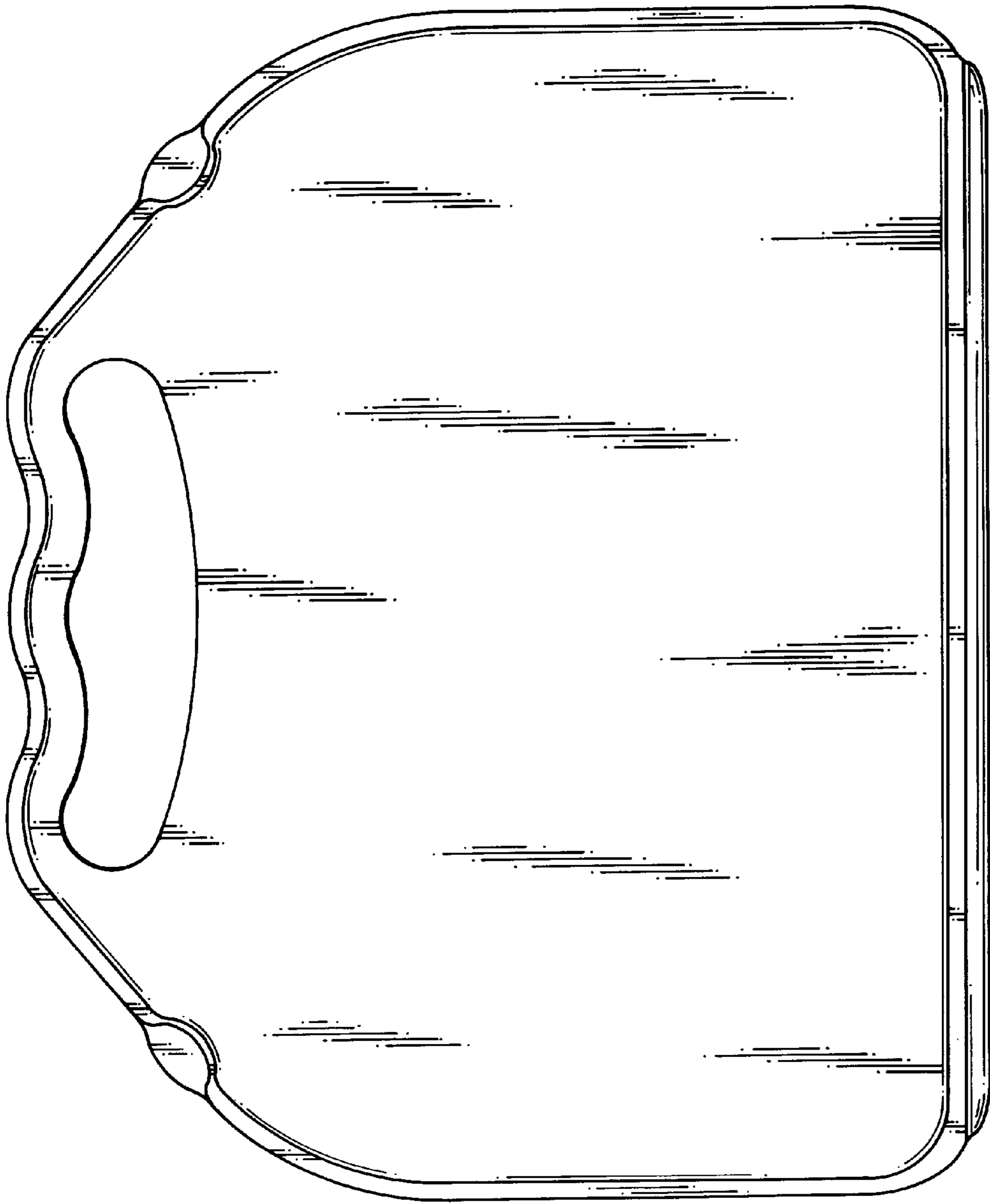


FIG. 2

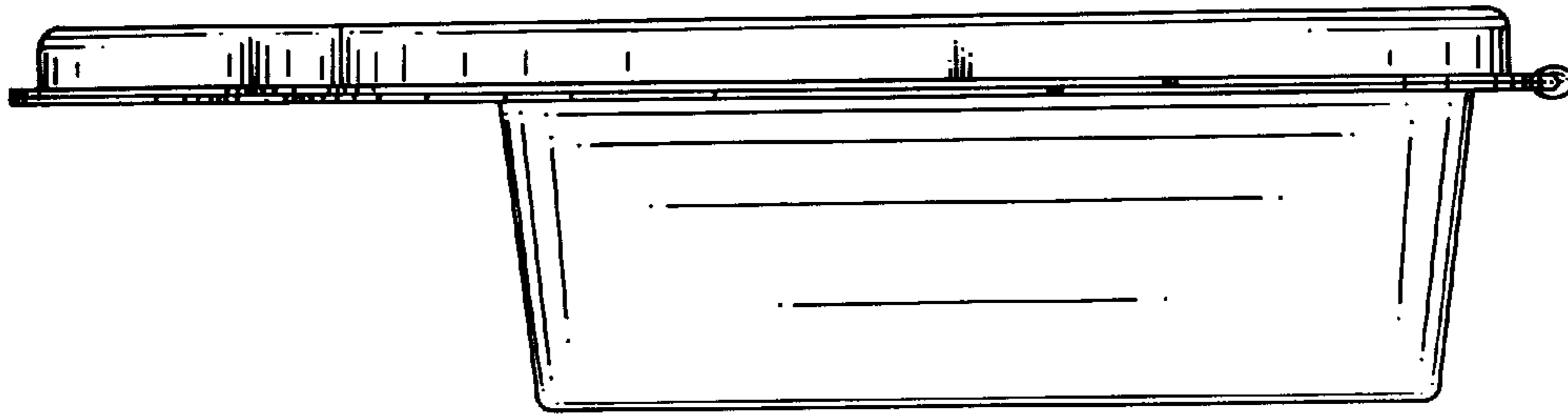


FIG. 4

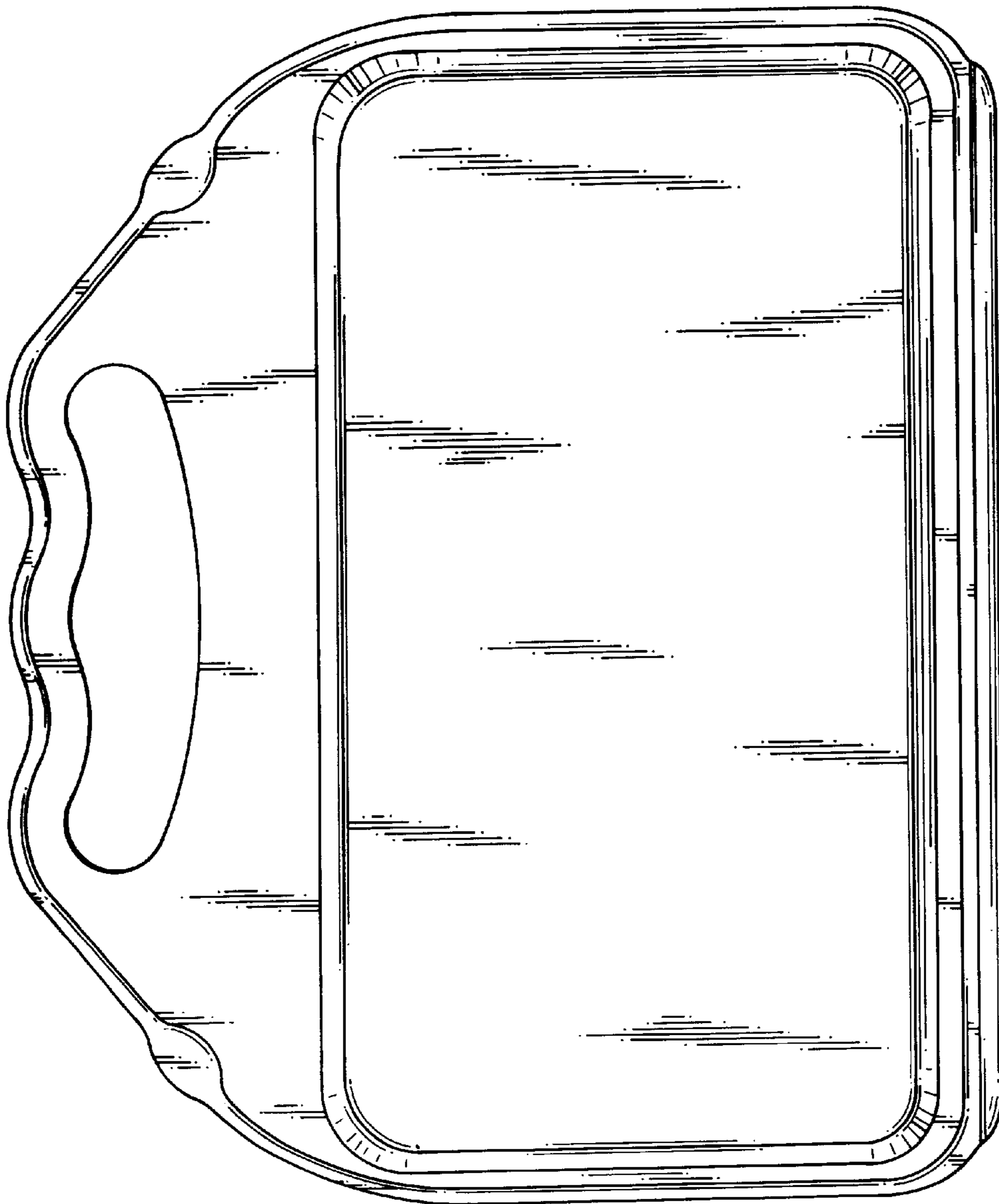


FIG. 3

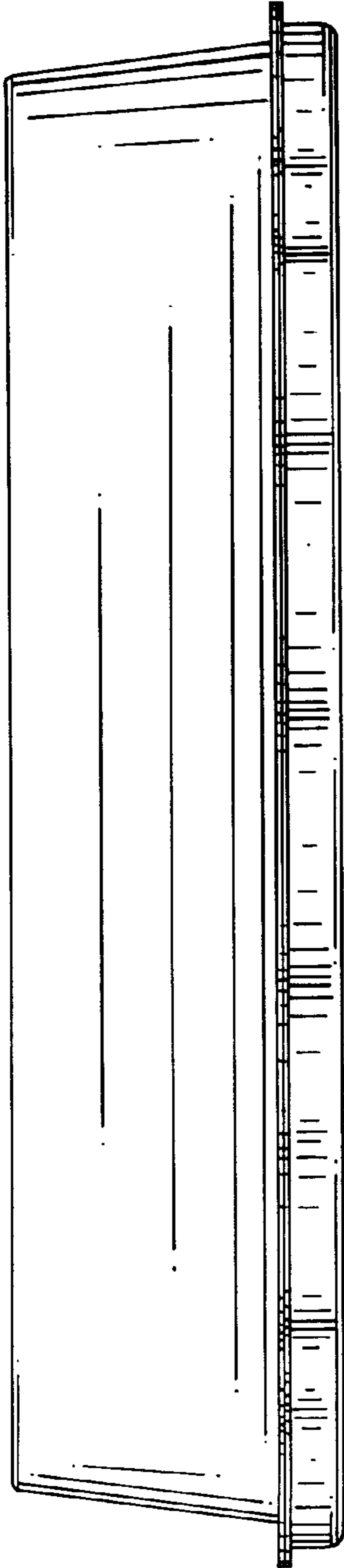


FIG. 5




FIG. 6