



US00D436851S

(12) **United States Design Patent**  
**Doctor**

(10) **Patent No.:** **US D436,851 S**

(45) **Date of Patent:** **\*\* Jan. 30, 2001**

(54) **CONTAINER INCLUDING A BOTTLE AND TUBE**

(75) **Inventor:** **Alice Marie Doctor**, Pompton Plains, NJ (US)

(73) **Assignee:** **Alice Doctor**, Pompton Plains, NJ (US)

(\*\*) **Term:** **14 Years**

(21) **Appl. No.:** **29/102,631**

(22) **Filed:** **Mar. 29, 1999**

(51) **LOC (7) Cl.** ..... **09-01**

(52) **U.S. Cl.** ..... **D9/337; D9/347**

(58) **Field of Search** ..... D9/337, 341, 345-347, D9/430-432, 414, 415, 425, 429, 500, 516, 517, 574; 220/516, 557, 671, 675, 669, 4.21, 4.24; 229/904, 125.09; 215/235, 237, 6, 386, 390-391, 902, 378

(56) **References Cited**

**U.S. PATENT DOCUMENTS**

- D. 146,127 \* 12/1946 Billups ..... D9/523
- D. 192,052 \* 1/1962 Akers ..... D9/337
- D. 303,087 \* 8/1989 Gendron ..... D9/341
- D. 319,180 \* 8/1991 Balavich ..... D9/347
- D. 325,340 \* 4/1992 Balavich ..... D9/347
- D. 325,341 \* 4/1992 Balavich ..... D9/347
- D. 362,799 \* 10/1995 Noble ..... D9/337
- D. 401,143 \* 11/1998 Harman et al. .... D9/337

- 1,326,878 12/1919 Ritterath .
- 1,386,501 8/1921 Hite .
- 1,528,924 3/1925 Huebner .
- 1,618,724 2/1927 Pearson .
- 2,175,917 \* 10/1939 Robinson ..... 215/391
- 2,340,719 2/1944 Walter .
- 2,772,704 12/1956 McConnell et al. .
- 3,215,171 \* 11/1965 Mitchell ..... 222/192
- 3,676,076 \* 7/1972 Grady ..... 215/6
- 4,284,200 \* 8/1981 Bush et al. .... 215/215
- 4,373,640 2/1983 Resio .
- 5,464,048 11/1995 Allen .

\* cited by examiner

*Primary Examiner*—Ted Shooman

*Assistant Examiner*—Carol Rademaker

(74) *Attorney, Agent, or Firm*—Raymond J. Lillie

(57) **CLAIM**

The ornamental design for a container including a bottle and tube, as shown and described.

**DESCRIPTION**

FIG. 1 is a front view of the container showing my new design, the rear view being a mirror image;  
FIG. 2 is a right side view of the container;  
FIG. 3 is a left side view of the container;  
FIG. 4 is a top plan view of the container; and,  
FIG. 5 is a bottom plan view of the container.

**1 Claim, 1 Drawing Sheet**

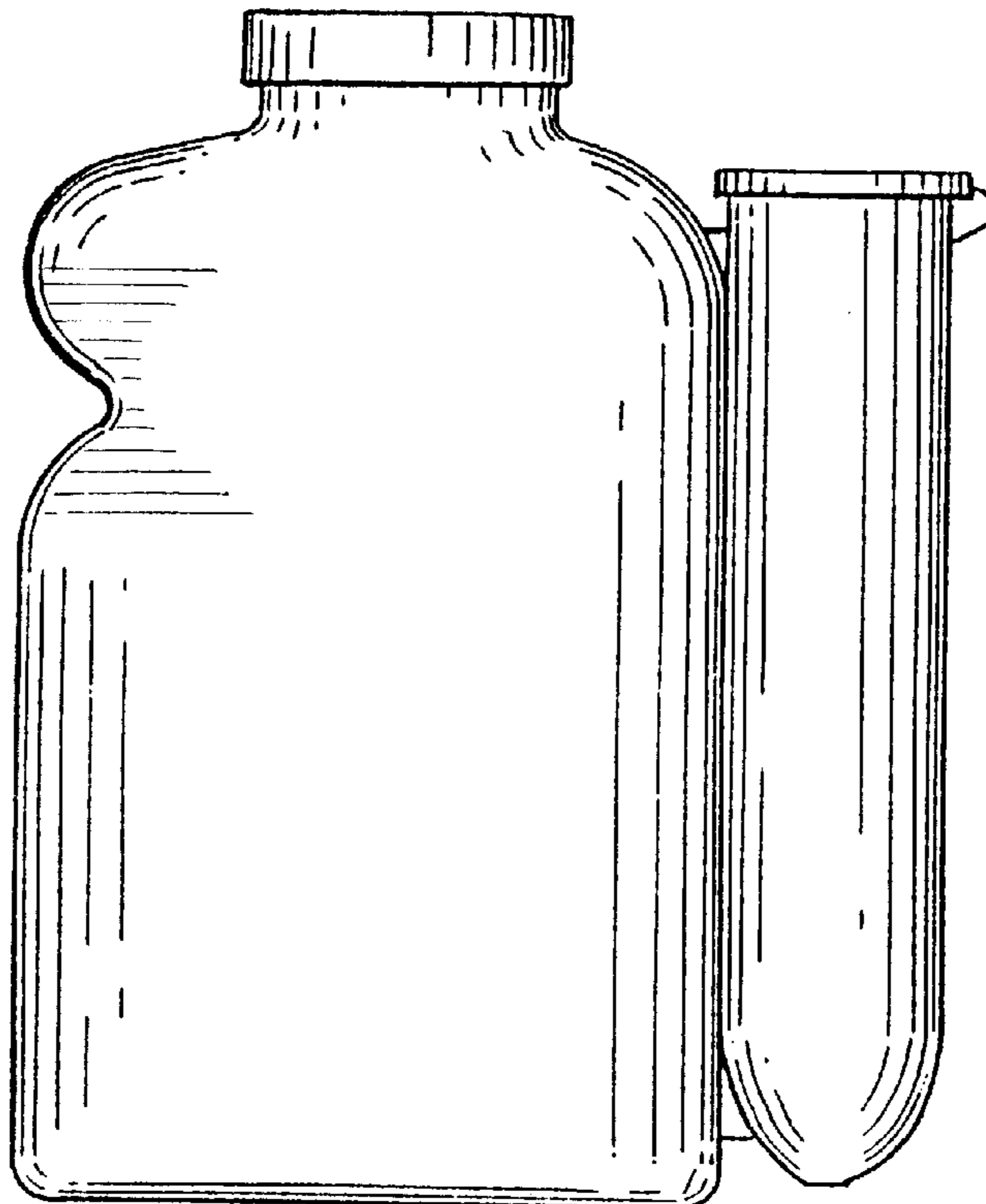


FIG. 1

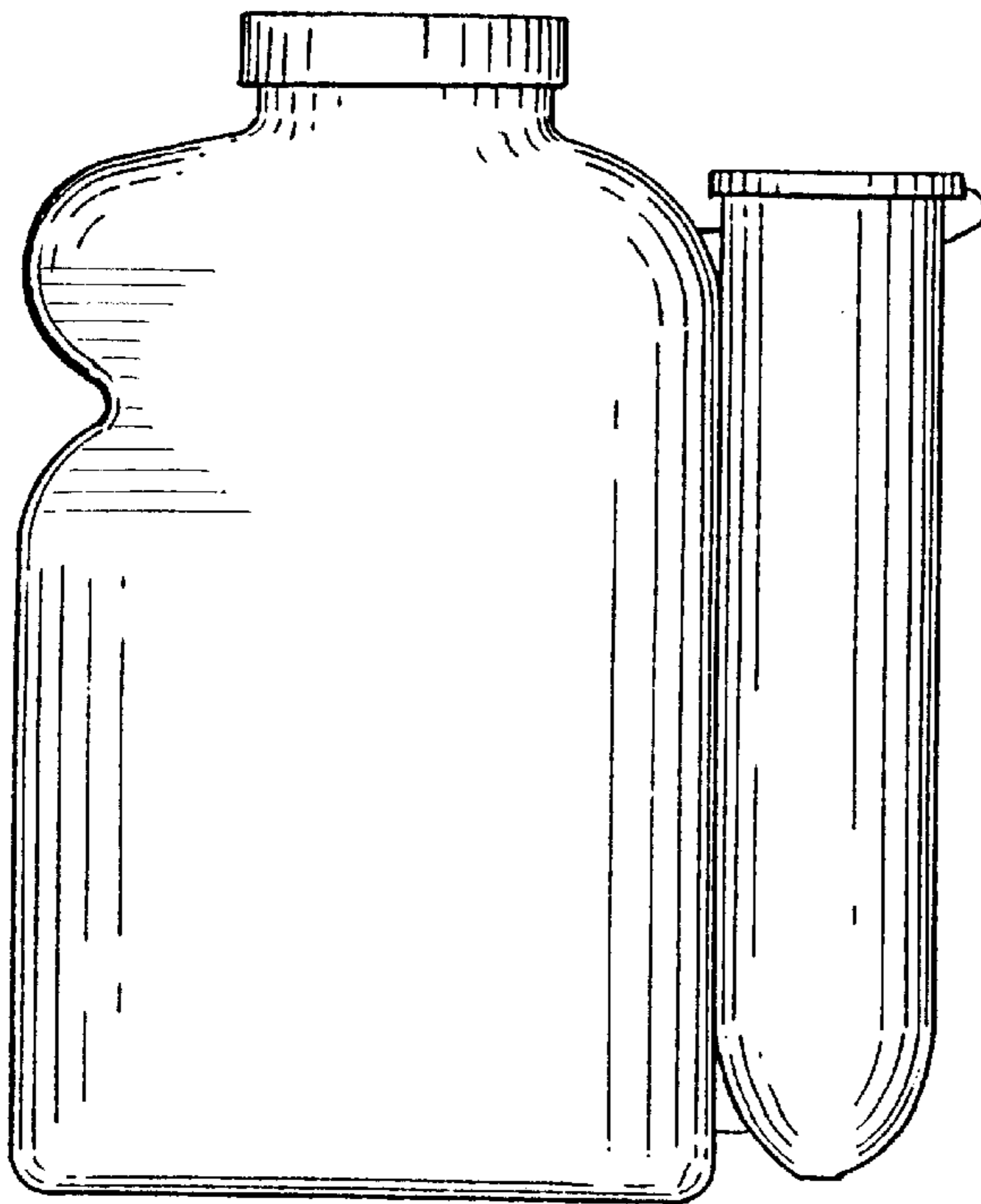


FIG. 4

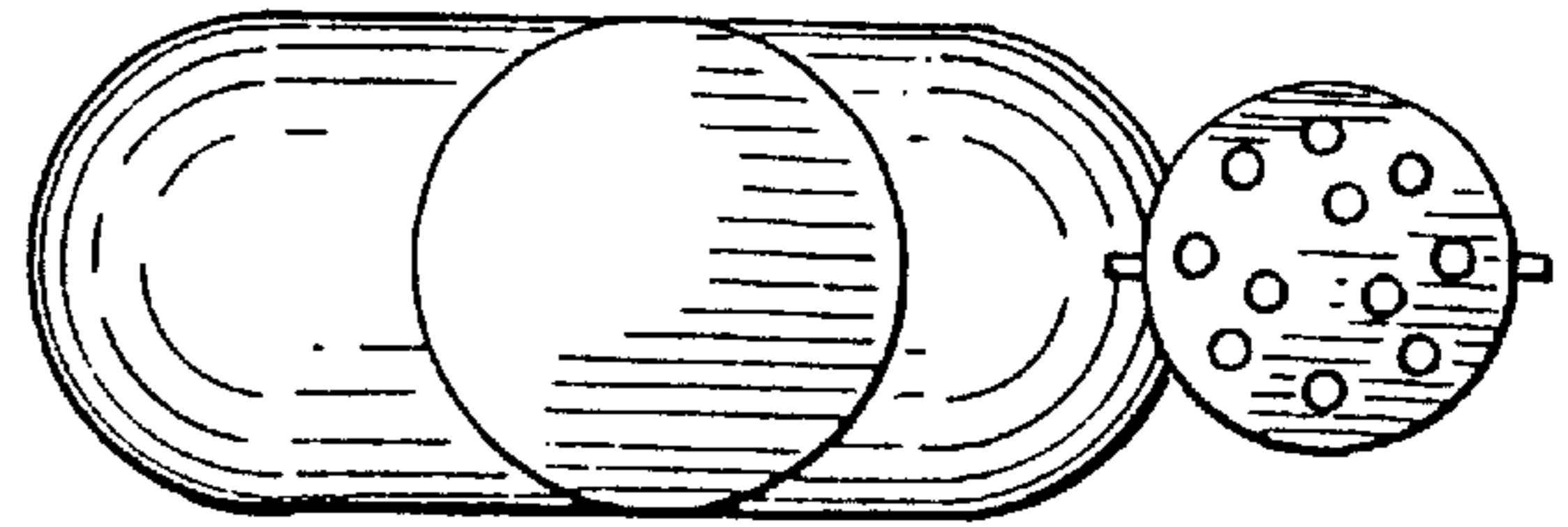


FIG. 5

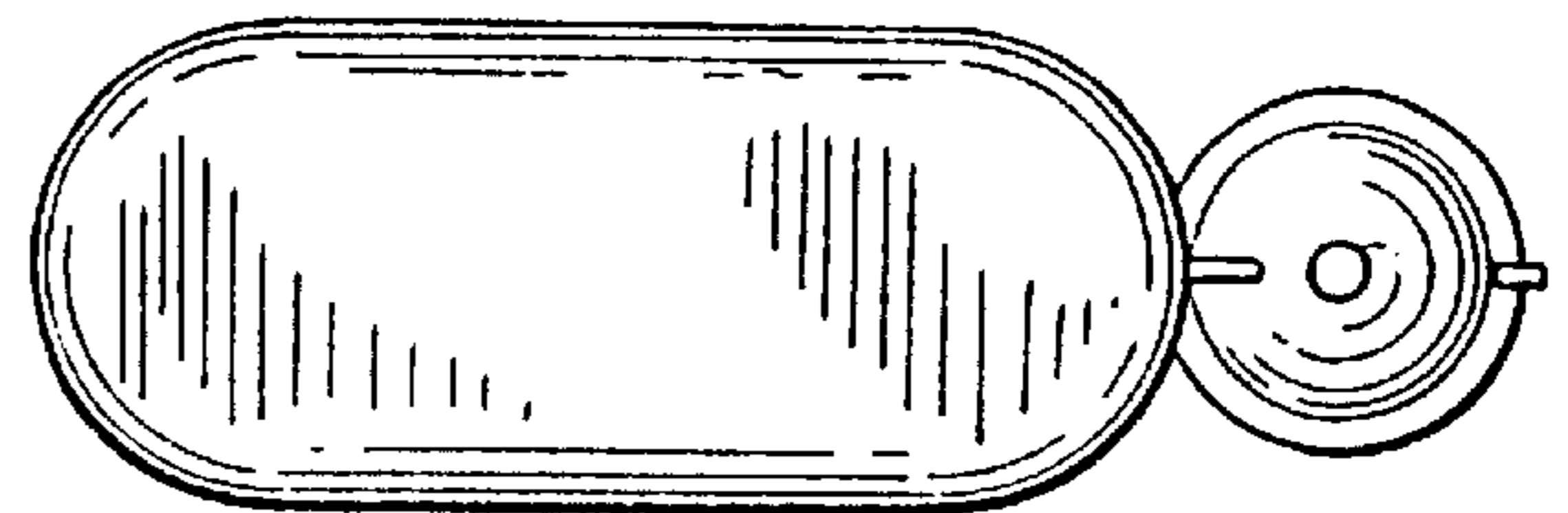


FIG. 2




FIG. 3

