



US00D436839S

(12) **United States Design Patent**  
**Goodman et al.**

(10) **Patent No.:** **US D436,839 S**  
(45) **Date of Patent:** **\*\* Jan. 30, 2001**

(54) **HOOK RACK**

(75) Inventors: **Sheldon H. Goodman**, 30905 Stratford, Solon, OH (US) 44139; **Brian Stelmarski**, Mayfield Heights, OH (US)

(73) Assignee: **Sheldon H. Goodman**, Solon, OH (US)

(\*\*) Term: **14 Years**

(21) Appl. No.: **29/119,925**

(22) Filed: **Mar. 10, 2000**

(51) **LOC (7) Cl.** ..... **08-05**

(52) **U.S. Cl.** ..... **D8/372**

(58) **Field of Search** ..... D8/372, 370; 248/302, 248/303

(56) **References Cited**

**U.S. PATENT DOCUMENTS**

- D. 323,286 \* 1/1992 Roetting ..... D8/372
- D. 401,843 \* 12/1998 Goodman et al. .... D8/372

\* cited by examiner

*Primary Examiner*—Holly Baynham  
(74) *Attorney, Agent, or Firm*—Pearne & Gordon LLP

(57) **CLAIM**

The ornamental design for a hook rack, as shown and described.

**DESCRIPTION**

FIG. 1 is a top, front and side perspective view of a hook rack showing our new design;

FIG. 2 is a front elevational view thereof;

FIG. 3 is a rear elevational view thereof;


FIG. 4 is a side elevational view thereof;

FIG. 5 is a top plan view thereof; and,

FIG. 6 is a bottom plan view thereof.

The broken-line disclosure of elements in the views is for illustrative purposes only and forms no part of the claimed design.

**1 Claim, 1 Drawing Sheet**



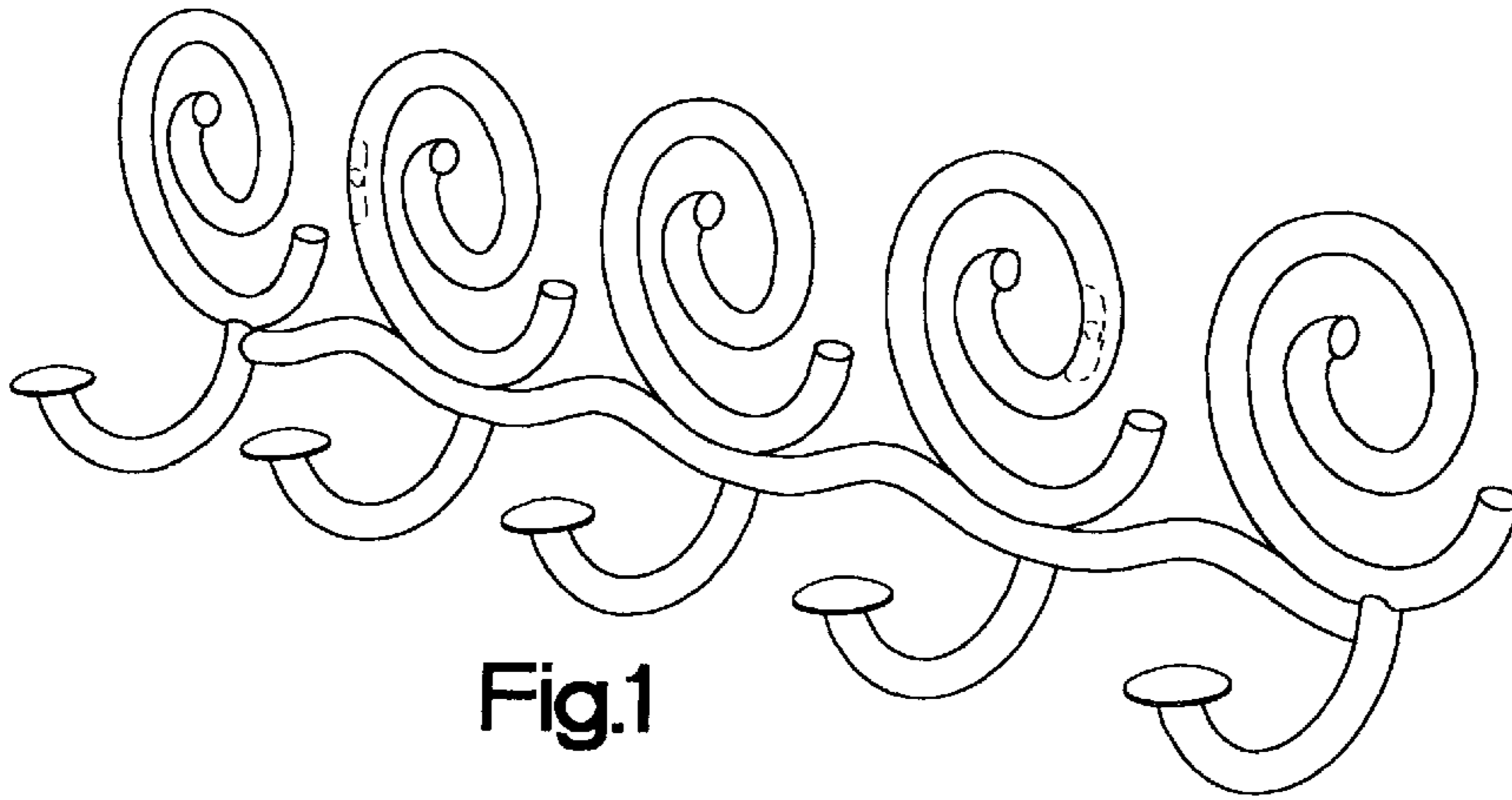


Fig.1




Fig.2

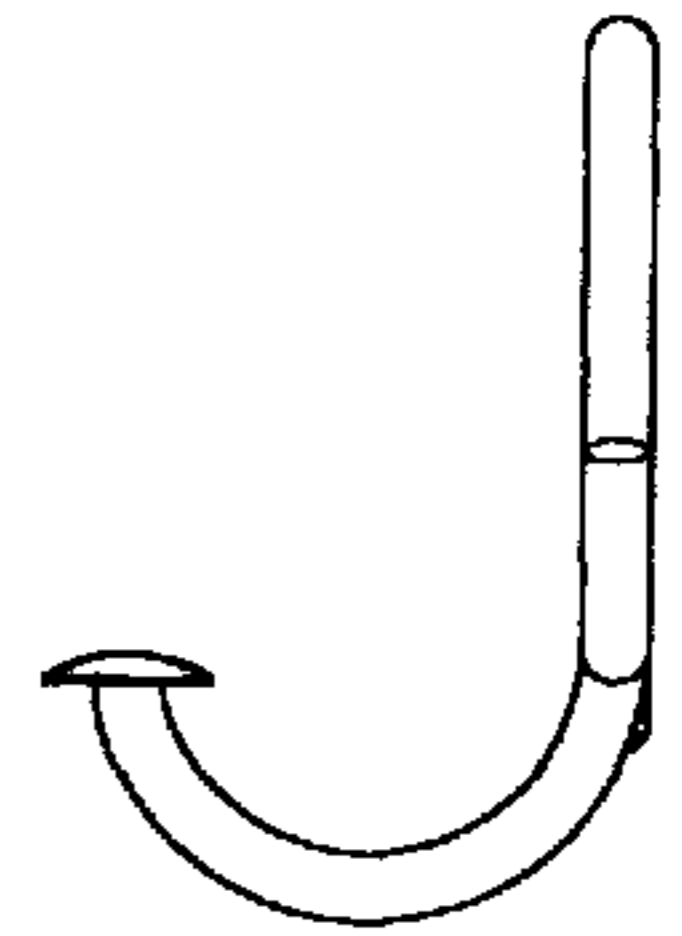


Fig.4




Fig.3

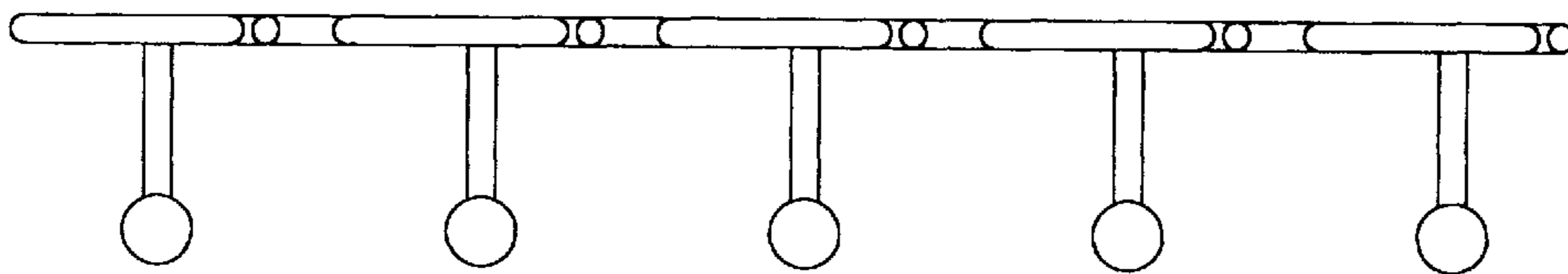


Fig.5

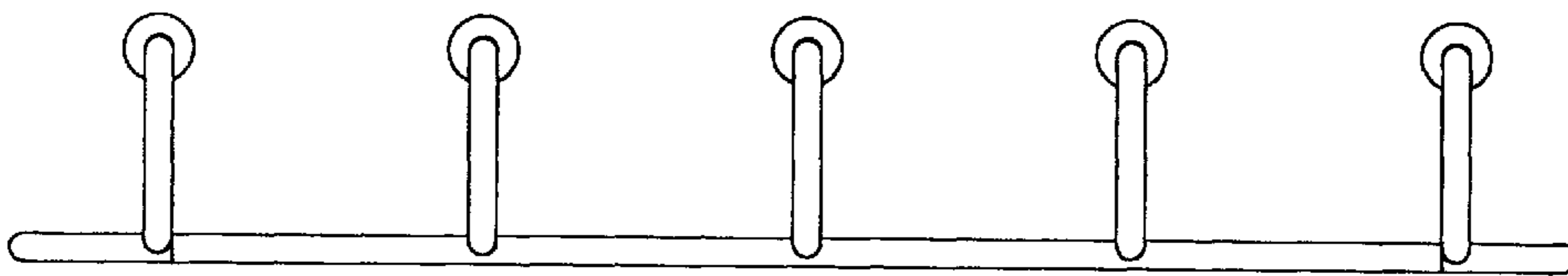


Fig.6