



US00D436830S

(12) **United States Design Patent**
Nesseth

(10) **Patent No.:** **US D436,830 S**

(45) **Date of Patent:** **** Jan. 30, 2001**

(54) **LATCH HANDLE**

(75) **Inventor:** **Jessica L. Nesseth, Rice Lake, WI (US)**

(73) **Assignee:** **Truth Hardware Corporation,**
Owatonna, MN (US)

(**) **Term:** **14 Years**

(21) **Appl. No.:** **29/109,361**

(22) **Filed:** **Aug. 13, 1999**

(51) **LOC (7) Cl.** **08-06**

(52) **U.S. Cl.** **D8/302; D8/308; D8/319;**
D8/320

(58) **Field of Search** **D8/301, 302, 315-320,**
D8/330, 331, 308; 292/336.3, DIG. 37;
70/208, 224

(56) **References Cited**

U.S. PATENT DOCUMENTS

- D. 142,945 * 11/1945 Borchers .
- D. 356,241 * 3/1995 Decursu D8/302

- D. 369,964 * 5/1996 Decursu et al. D8/302
- 2,304,145 * 12/1942 Borchers .
- 3,194,596 * 7/1965 Jakeway .
- 4,484,462 * 11/1984 Berkowitz 70/224

* cited by examiner

Primary Examiner—B. J. Bullock

(74) *Attorney, Agent, or Firm*—Merchant & Gould PC

(57) **CLAIM**

The ornamental design for a latch handle, as shown and described.

DESCRIPTION

FIG. 1 shows a perspective view of a latch handle according to the principles of the present invention;
 FIG. 2 shows a front elevational view thereof;
 FIG. 3 shows a top plan view thereof;
 FIG. 4 shows a bottom plan view thereof; and,
 FIG. 5 shows a right side elevational view thereof, a left side elevational view not being shown as it is a mirror image of the right side elevational view.

1 Claim, 3 Drawing Sheets





FIG. 1



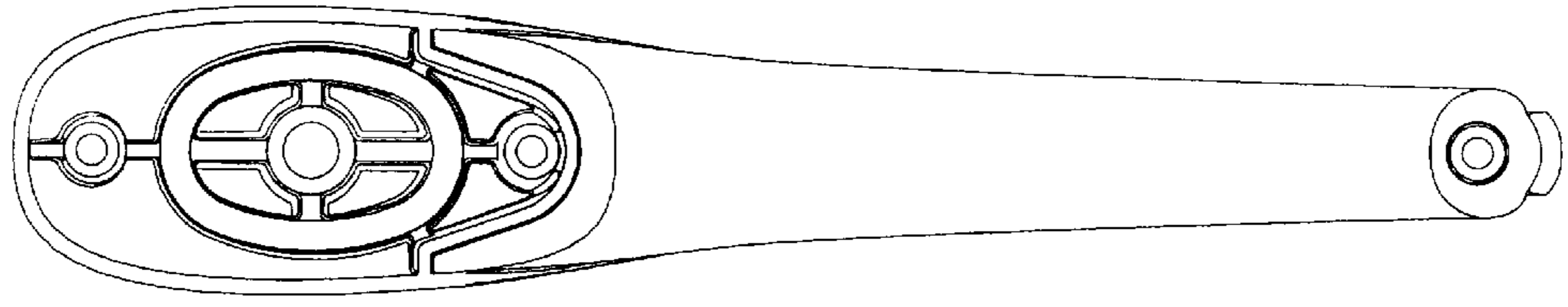


FIG. 3

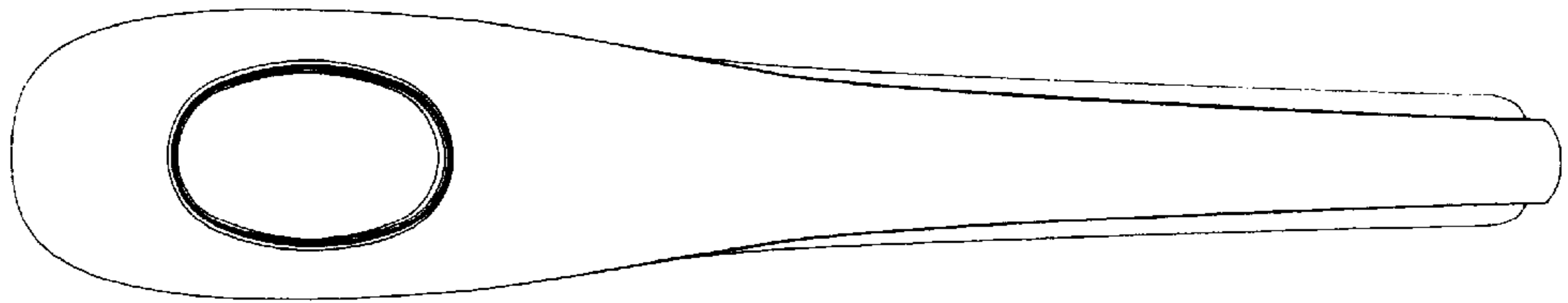


FIG. 2

FIG.4

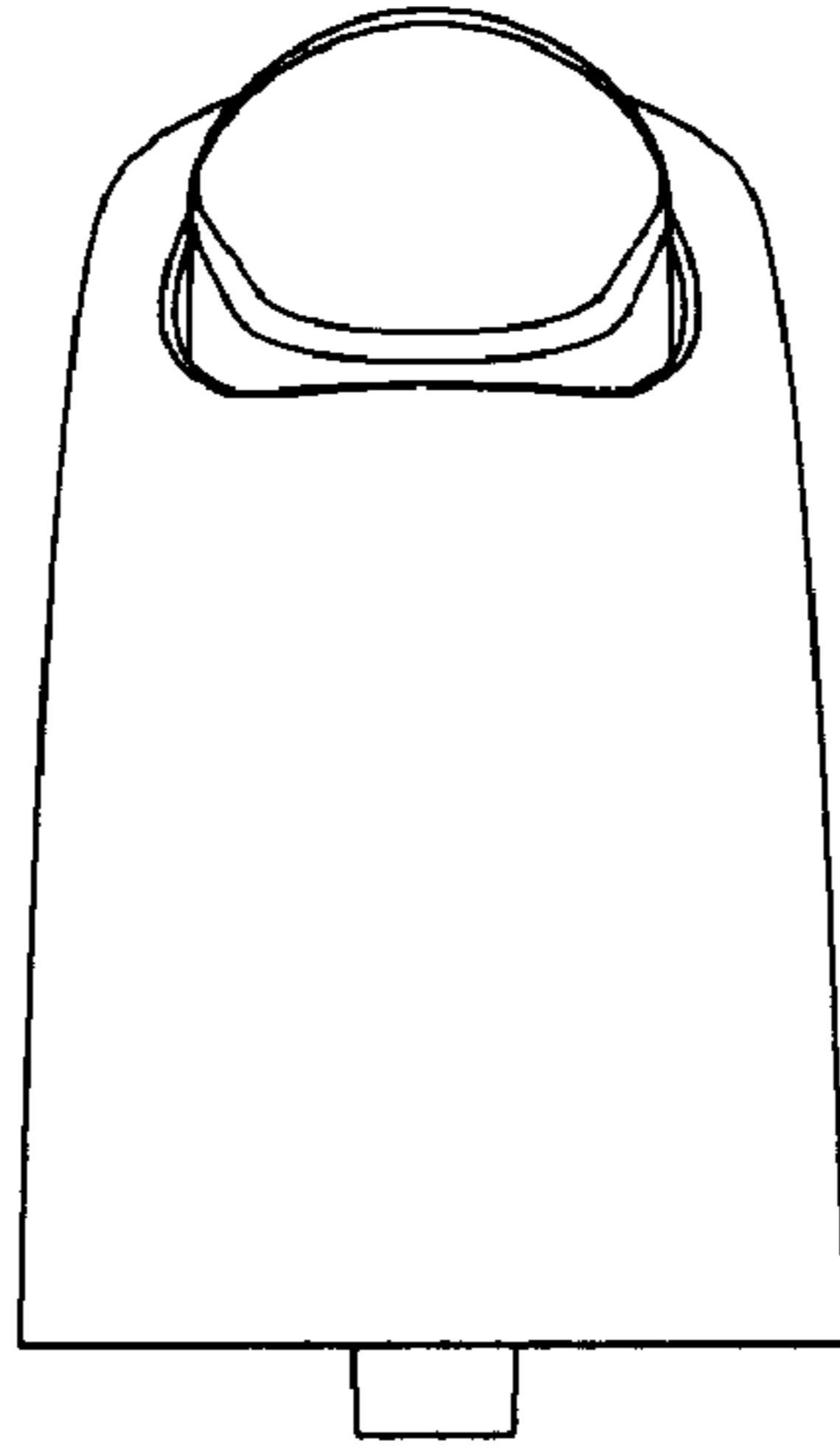


FIG.5

